

**S**nohomish County PUD recognizes the visual impact that our equipment can occasionally have in highly visible public spaces. As part of our commitment to be an active partner in the communities we serve, we allow for certain decorative vinyl wraps to be applied to specific PUD equipment for the purpose of enhancing the aesthetic environment of surrounding areas and deterring graffiti. Interested parties are encouraged to follow the guidelines set forth in this document to apply for permission to install a decorative equipment vinyl wrap to certain types of PUD equipment.

### Applicant Responsibilities

The applicant will be responsible for all costs associated with the design and application of the decorative vinyl wrap material to PUD equipment including submissions, approvals, production, installation, maintenance (including graffiti removal if necessary), and future replacement/removal. The applicant will also be responsible for obtaining any permits needed to perform the installation where necessary.

Periodically an applicant may desire to have new artwork applied to previously wrapped equipment. Each time a piece of equipment is to have a decorative vinyl wrap applied a new application will need to be submitted so the PUD can review and approve the artwork, material used, and application process.

### PUD Policies

The PUD will review each application and assess any maintenance necessary, age of the equipment, and/or planned future replacements that may occur prior to approval. **Once the review has been completed, a PUD utility box wrap agreement will be sent to the applicant outlining applicant and PUD responsibilities.**

The PUD does not assume ownership or any costs associated with installation and maintenance of the vinyl wraps. The PUD is not responsible for any damage that occurs to the artwork/materials due to replacement of the equipment, exposure to the elements, or damage during normal working operations on or near the equipment.

The PUD reserves the right to request repair, removal, or replacement of the artwork should it begin to negatively affect the field service life of the PUD's equipment. The PUD reserves the right to remove the vinyl wrap upon termination of agreement or for any safety or reliability requirement. In the event of an emergency, equipment failure, or system upgrade, the PUD reserves the right to remove, relocate, or replace the equipment without contacting the applicant prior to the work being completed.

### Approved Equipment

Decorative vinyl wraps will be allowed on PUD padmounted equipment only. Approved equipment types are as follows:

- ▶ Switch Cabinets
- ▶ Transformers
- ▶ Junction Boxes
- ▶ Capacitor Banks

*(continued)*

## Material Specifications

Vinyl Wraps shall be manufactured from one of the following approved materials:

- ▶ 3M IJ180mC-10 Print Media with 3M 8528 Glossy Laminate
- ▶ TrafficWrapz TW360HD

Ink and print process shall be appropriate for the materials specified above.

## Vendor Installation

Vendors must be approved by the PUD to apply decorative vinyl wraps on PUD equipment. Vendors will be required to provide proof of 3M certification before being authorized to apply the decorative vinyl wraps on PUD equipment and must complete a short safety course on PUD equipment. Applicants may source vendors of their choice provided they provide proof of 3M certification or the PUD can provide a list of currently approved vendors.

Installation will only be allowed during the months of May to October due to ambient temperature requirements for the materials used. Installation must occur during regular business hours, 7:00 AM to 3:30 PM, Monday through Friday. **PUD requires a minimum of 10 business days' notice prior to installation to coordinate application of PUD safety/identification decals immediately after the utility box wrapping is completed. No decorative vinyl wrap installation work is allowed on weekends, holidays, or outside of normal PUD business hours.**

## Artwork Guidelines

Artwork must be reviewed and approved by the PUD prior to printing. The PUD shall be the final approver if other entities (cities, HOAs, local art boards, etc.) are required to provide additional approval. The requesting party must obtain these approvals from other interested parties **prior** to submitting artwork to the PUD for review.

Audiences for the artwork will be broad-based and of all ages; therefore, artwork should be appropriate for display in a public place. All approved artwork shall be intended to beautify/compliment the installation site while maintaining the obvious presence of padmounted equipment.

The following are prohibited from being incorporated into the artwork design:

- ▶ Sexual/obscene imagery; nudity
- ▶ Offensive/divisive subject matter
- ▶ Political content
- ▶ Advertisements/logos/promotions/messaging\*
- ▶ Copyrighted material
- ▶ Religious imagery

*\*Artist acknowledgment is permitted*

The PUD reserves the right to reject any proposed artwork that “camouflages” the equipment in a manner that makes it difficult for utility field personnel to locate. The PUD reserves the right to terminate the agreement at any time at its sole and absolute discretion by giving written notice to the applicant. *(continued)*

## PUD Safety and Identification Decals

Once the artwork is applied, the PUD will reapply Safety and Identification decals on top of the wrap material at the applicant's expense. See the labeling examples on pages 4-6.

## Submission Checklist

- Completed application form
- Digital photos of utility box
- Digital copy of proposed artwork for approval purposes
- Approvals from third parties (if applicable)

## Sample Utility Box Wraps




# Utility Box Labeling Examples


## Padmounted 4-way VFI Switch



## Padmounted Capacitor Bank




## Padmounted Junction Box




# Utility Box Labeling Examples

## Padmounted Transformers



## Padmounted Switch Cabinets



# Utility Box Labeling Examples

## Padmounted Vista Switch

