



Top 10 No-Cost & Low-Cost Tips for Saving Energy at Home

- 

1 Run full loads of dishes

By running the dishwasher only when it's full, you'll save water and the energy needed to heat the water (about 80% of that used to wash a load of dishes). Skip the pre-rinse, not required by most newer dishwashers, and use the energy-saving cycle settings to save even more.

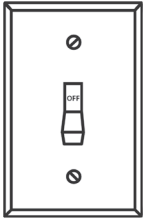
Savings: up to 10 kWh per bill, about \$12 per year (for the average Snohomish County household with an electric water heater).

Cost: FREE
- 

2 Take shorter showers

Reduce your shower time. Even eliminating a couple minutes per shower can really add up since every minute you cut from your shower time saves an average of 2.5 gallons of water and the energy used to heat the water.


Savings: up to 20 kWh per bill, about \$25 per year (for the average Snohomish County household of 2 people with an electric water heater that reduce their shower times by two minutes).

Cost: FREE
- 

3 Turn off unneeded lights

Turning off lights in unoccupied rooms and when you're not home is a simple way to reduce your lighting costs. Turn off lights in rooms that will be unoccupied for 5 minutes or longer.

Savings: average of 40 kWh per bill, about \$50 per year.

Cost: FREE
- 

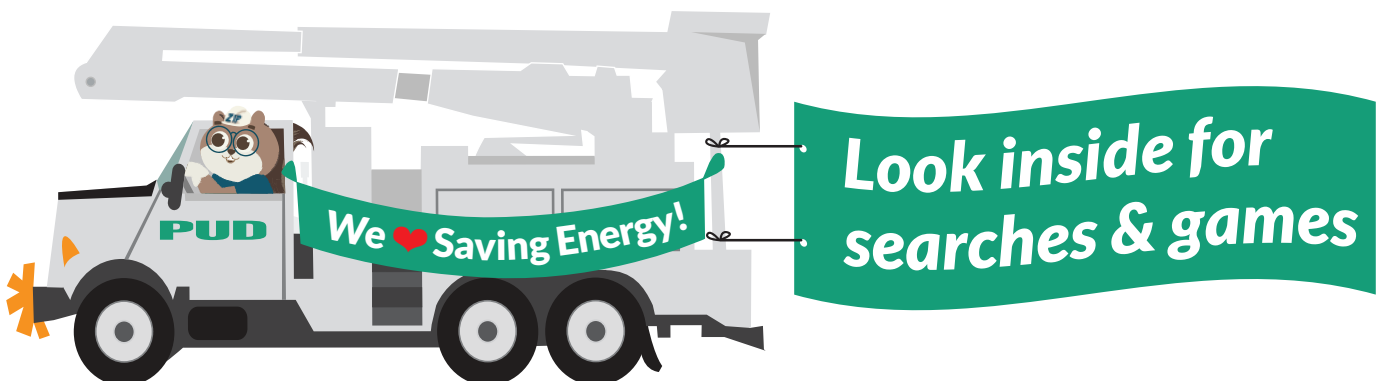
4 Use natural daylight

During the day avoid turning on lights unless needed for the task at hand. Daylight is free and environmentally friendly.


Savings: average of 10 kWh per bill, about \$12 per year.

Cost: FREE

Want to estimate the energy your appliances use? Visit this helpful page:
www.energy.gov/energysaver/estimating-appliance-and-home-electronic-energy-use



5



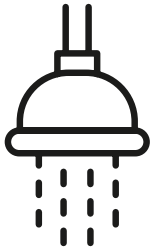
Keep your water heater at 120°

Save money by lowering your water heater’s temperature. 120° is warm enough for comfort and cool enough to avoid scalding. This fact is valuable for saving money and staying safe!

Savings: According to the Department of Energy, by lowering your water heater temp from 140°F to 120°F, you can save up to \$61 annually in standby heat losses. Additionally, adjusting the temperature for consumption (e.g., showers, dishwashing) may lead to savings exceeding \$400.

Cost: FREE

6




Install efficient showerheads and faucet aerators

By using less hot water, you’ll save energy and money on your water bill. For maximum water efficiency, select a showerhead with a flow rate of less than 2.5 gpm. Choose faucet aerators – the screw-on tip of the faucet – that have flow rates of no more than 1.0 gpm. When replacing an aerator, bring the one you’re replacing to the store with you to ensure a proper fit.

Savings: up to 18 kWh per bill, about \$22 per year (for the average Snohomish County household with an electric water heater).

Cost: varies

7




Give your range or oven the day off

Small appliances such as your microwave, toaster oven and slow cooker use 50 to 80% less power than your oven or range to cook the same meal. Using them to cook your meals not only saves energy, it will also help keep your home cooler in the summer.

Savings: up to 29 kWh per bill, about \$36 per year (for the average Snohomish County household with an electric oven).

Cost: FREE if you already have the appliance.

Energy Savers Word Search




Can you find these words?

DISHES
SHOWER
LIGHTS
SUNLIGHT
WATER
OVEN

COMPUTER
UNPLUG
ENERGY



8



Help your dryer breathe

Your dryer is a significant energy user in your home, so helping it run efficiently is an easy way to reduce your electricity use. To keep your dryer working well clean the lint screen in your dryer before every load and check and clean the dryer venting system at least once a year.

Savings: varies

Cost: FREE

9



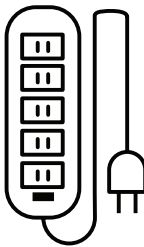
Put your computer to sleep

Screensavers do not save energy and are no longer necessary for extending screen life. Instead, save energy when you're away by turning the computer off or enabling the power-saving mode. If you're using power-saving settings (see your owner's manual for help), set the computer to go into sleep or hibernate mode after 20 minutes of no activity. You'll save energy and extend the life of your computer.

Savings: up to 63 kWh per bill, about \$78 per year (for the average non-ENERGY-STAR® desktop computer, when turned off for 12 hours per day as compared to being on 24 hours a day. Savings are less for ENERGY-STAR-qualified models and laptops).

Cost: FREE

10



Unplug chargers and adapters

Power adapters that charge mobile devices such as cell phones, music players and portable game consoles continue to draw power even when you remove the fully charged device. To eliminate this energy waste, be sure to unplug the chargers or turn off the power strip they're plugged into when you remove the device. Advanced power strips can do this automatically.

Savings: varies


Cost: varies

We want to help you save energy! Find programs at snopud.com/rebates

Can you spot 5 differences between these images of Zip and Zap's house?



In image on right: 1. One less cloud, ladder added to deck, flags on left side of tree gone, EV acorn is unplugged, window on front of house is square instead of round.



Follow the cord to figure out which lamp Zap plugged in

Want answers to the puzzles? Find them at snopud.com/zipzap