

**SNOHOMISH COUNTY PUBLIC UTILITY DISTRICT
BOARD OF COMMISSIONERS REGULAR MEETING
Everett Headquarters Building, 2320 California Street
Zoom Online Platform Option Available**

May 5, 2026

CONVENE REGULAR MEETING – 9:00 a.m. – Commission Meeting Room

Virtual Meeting Participation Information

Join Zoom Meeting:

- Use link
<https://us06web.zoom.us/j/85935912719?pwd=CeIEtltXjTY2D4y7FRqHHVTbAaUCgH.1>
- Dial in: (253) 215-8782
- Meeting ID: 859 3591 2719
- Passcode: 327631

1. RECOGNITION/DECLARATIONS

- A. [Team of the Month for May – Water AMI Deployment Team](#)

2. COMMENTS FROM THE PUBLIC

If you are attending the meeting virtually (using the link or number provided above) please indicate that you would like to speak by clicking “raise hand” and the Board President will call on attendees to speak at the appropriate time. If you are joining by phone, dial *9 to “raise hand.”

3. CONSENT AGENDA

- A. [Approval of Minutes for the Special Meeting of April 16, 2026, the Regular Meeting of April 21, 2026, and the Special Meeting of April 25, 2026](#)
- B. [Bid Awards, Professional Services Contracts and Amendments](#)
- C. [Consideration of Certification/Ratification and Approval of District Checks and Vouchers](#)

4. CEO/GENERAL MANAGER BRIEFING AND STUDY SESSION

- A. Updates
1. [Media](#)
 2. Other
- B. [Economic Vitality Principles](#)
- C. [Washington’s Clean Fuels Program](#)
- D. [2026 – 2027 Insurance Renewal](#)

5. CEO/GENERAL MANAGER REPORT

Continued →

6. ITEMS FOR INDIVIDUAL CONSIDERATION

- A. Consideration of a Resolution Designating an Authorized Representative and Alternate for Coordinating Matters Relating to the District’s Request for Certain Disaster Assistance Funds From Appropriate Federal and State Agencies for the December 5-19, 2025, Severe Storms, Straight-line Winds, Flooding, Landslides, and Mudslides Event
- B. Consideration of a Resolution Authorizing and Approving a Letter of Agreement Between Public Utility District No. 1 of Snohomish County and the International Brotherhood of Electrical Workers, Local No. 77, Regarding Meter Reader Retention, Career Development and Training
- C. Consideration of a Resolution Approving Amendment No. 4 to the Collective Bargaining Agreement Between Public Utility District No. 1 of Snohomish County and the International Brotherhood of Electrical Workers, Local No. 77, for the Period of April 1, 2024, Through March 31, 2028

7. COMMISSION BUSINESS

- A. Commission Report
- B. Commissioner Event Calendar
- C. March 2026 District Dashboard
- D. 2026 Financial Status Report Q1-2026

8. GOVERNANCE PLANNING CALENDAR

- A. Governance Planning Calendar

ADJOURNMENT

May 6 – 8, 2026:

Public Power Council (PPC)/Pacific Northwest Utilities Conference Committee (PNUCC) Meetings – Portland, OR

May 18 - 21, 2026:

Northwest Public Power Association (NWPPA) Annual Conference and Membership Meeting – Spokane, WA

The next scheduled regular meeting is May 26, 2026

Agendas can be found in their entirety on the Snohomish County Public Utility District No. 1 web page at www.snopud.com. For additional information contact the Commission Office at 425.783.8611



BUSINESS OF THE COMMISSION

Meeting Date: May 5, 2026

Agenda Item: 1A

TITLE

Team of the Month for May – Water AMI Deployment Team

SUBMITTED FOR: Recognition/Declarations

Human Resources	HR Administration	8655
<i>Department</i>	<i>Contact</i>	<i>Extension</i>
Date of Previous Briefing:	_____	
Estimated Expenditure:	_____	Presentation Planned <input checked="" type="checkbox"/>

ACTION REQUIRED:

- Decision Preparation
- Policy Discussion
- Policy Decision
- Statutory
- Incidental (Information)
- Monitoring Report

SUMMARY STATEMENT:

Identify the relevant Board policies and impacts:

The Water AMI Deployment Team dedicated months preparing for the water meter rollout, establishing robust processes, coordinating routes and schedules, and ensuring all employees received training.

In August 2022 deployment of water meters was initiated. Progress was closely monitored, procedures were refined, and deployment was continuously optimized. Despite various challenges and setbacks, the team demonstrated resilience and adaptability, working through issues and maintaining momentum.

Driven by commitment to excellence, the team steadily increased deployment rate, targeting a completion date for June 2026. However, embracing the challenge of an accelerated timeline, they re-aimed on an ambitious goal to complete deployment by December 2025 or early January 2026. Completion happened on February 4, 2026.

Team Members include: Kevin Presler, Project Manager III; Lee Ervin, Water Crew Coordinator; Misty Stevens, Project Manager III; Dillon Neie, Professional Engineer; Veronica Black, Lead Water Service Coordinator; Mike Petree, Water Distribution Specialist 5; Cadin Yeckley, Water Distribution Specialist 6; Ivan Garcia, Water Distribution Specialist 4; Conner Lahtonen, Water Distribution Specialist 1; Dane Morton, Meter Reader 3; Thomas Blades, Water Foreman;

Kassidi Neal, Water Distribution Specialist 1; Drew Jacques, Water Distribution Specialist 5; Haakon Lande, Water Distribution Specialist 6; Tucker Nieman, Water Foreman, Lance Rhodes; Water Distribution Specialist 6; Alan Luna, Water Foreman; Ron Sheppard, Water Foreman; Sean O'Connor, Water Distribution Specialist 6; Monte Viale, Water Distribution Specialist 2; Noah Rui, Water Distribution Specialist 3; Lisa Kuhlman, Storekeeper.

The team will be presented by Karen Latimer, Water Superintendent.

List Attachments:

Employee Profile

Congratulations to Our May Team of the Month: The Water AMI Deployment Team

The PUD's Connect Up program was a huge undertaking.

Exchanging every single meter in our service territory – for all of our electric and water customers – means swapping out over 400,000 meters.

Our Water Utility made it look easy.

After spending months carefully planning deployment, and committing to robust and thorough routes and schedules, the Water AMI Deployment Team exchanged almost 24,000 meters in less than three years – well ahead of schedule and under budget to boot! Driven by a commitment to excellence, the team steadily increased the deployment rate, accelerating the timeline and challenging themselves with ambitious goals.

The team met those goals and completed deployment earlier this year. Thanks to their work ethic, dedication and commitment to go above and beyond with deployment – which started before it even began by ensuring our customers were prepared for the exchanges – the Water AMI Deployment Team has been named the Team of the Month for May.

“I have been bragging about this amazing team for months – to anyone who will listen,” said Jeff Kallstrom, Chief Water Operations Officer. “I’m still in awe of how quickly, effectively and – most importantly – safely they were able to deploy all of these new advanced meters. They are incredibly deserving of this award and I’m so excited to recognize them and all of their hard work!”

The Water Utility celebrated the official completion of meter installation with a small gathering at the final meter exchange at a house in Arlington in early February. Members of the Water Utility, Executive Leadership Team and Connect Up Program Team were onsite to celebrate the effort from the Water AMI Deployment Team.

The ceremony marked the official end of the Water Utility's meter deployment after installing 23,903 meters throughout its service territory – accounting for nearly 31,000 labor hours. Field staff from the Water Utility helped installers with meter exchanges, working weekends and overtime to complete the project.

The installations were completed about six months ahead of schedule and 12 percent under budget.

“The Water AMI Deployment Team engaged directly with every water customer, coordinating temporary service disruptions that often required landscaping adjustments or driveway modifications,” said Karen Latimer, Water Superintendent. “With valuable support from other PUD groups, such as Corporate Communications, the team developed a custom web page and informative handouts to proactively communicate the reasons for these activities. By providing clear, advanced information, customers were empowered to understand the necessity of the work before it began.

“Throughout the process, the team demonstrated exceptional tact, empathy, and commitment to customer service, ensuring that every customer was informed, understood the purpose of the work, and felt their needs were addressed.”

The multi-year process got underway with Kevin Presler, Project Manager III, initially leading the deployment effort for the Water Utility. After he moved over to the electric side of the Connect Up program in 2024, Dillon Neie, Professional Engineer, helped lead the group during the transition before Misty Stevens, Program Manager III, led the group for the final push.

“Since the start of the project, this team has consistently gone above and beyond - developing and mastering new processes, delivering excellent customer service and supporting one another to bring this significant effort to a successful conclusion,” Kevin said. “I am extremely proud of their work and grateful to have been part of their success.”

The first meters were installed at the homes of PUD staff in the summer of 2023 so the Connect Up team could test the new meters and see their capabilities firsthand. The advanced meters allow customers to see their detailed water use in near-real time, which can help identify potential leaks.

“This is a great honor, and it is exciting to be recognized with this amazing team,” Misty said. “This group went above and beyond to complete this project quickly and effectively. We’re excited, not just because it is done, but also because of the benefits our customers will have access to now with these new meters.”

“The AMI team worked long days and even weekends to get all of our water meters installed and did so ahead of schedule,” added Veronica Black, Lead Water Services Coordinator. “I am honored to work with such amazing and talented people.”

Congratulations to our May Team of the Month:

Kevin Presler

Lee Ervin

Misty Stevens

Dillon Neie

Veronica Black

Mike Petree

Cadin Yeckley

Ivan Garcia

Conner Lahtonen

Dane Morton

Thomas Blades

Kassidi Neal

Drew Jacques

Haakon Lande

Tucker Nieman

Lance Rhodes

Alan Luna

Ron Sheppard

Sean O'Connor

Monte Vitale

Noah Rui

Lisa Kuhlman

COMMENTS FROM THE PUBLIC

**PRELIMINARY
SNOHOMISH COUNTY PUBLIC UTILITY DISTRICT**

Special Meeting

April 16, 2026

The Special Meeting was convened by Vice-President Julieta Altamirano-Crosby at 1:08 p.m. Those attending were, Tanya Olson, Secretary; CEO/General Manager John Haarlow; other District staff; members of the public; and Clerk of the Board Allison Morrison.

President Sidney Logan was absent.

STRATEGIC FORESIGHT WORKSHOP

Vice-President Julieta Altamirano-Crosby and Program Director Laura Lemke opened the workshop.

The meeting recessed at 2:20 p.m. and reconvened at 2:30 p.m.

The workshop resumed.

ADJOURNMENT

There being no further discussion, the Special Meeting of April 16, 2026, adjourned at 3:45 p.m.

Approved this 5th day of May, 2026.

Secretary

President

Vice President

**PRELIMINARY
SNOHOMISH COUNTY PUBLIC UTILITY DISTRICT**

Regular Meeting

April 21, 2026

The Regular Meeting was convened by President Sidney Logan at 9:00 a.m. Those attending were Julieta Altamirano-Crosby, Vice-President; Tanya Olson, Secretary; CEO/General Manager John Haarlow; Chief Operating & Legal Officer Colin Willenbrock; other District staff; members of the public; Clerk of the Board Allison Morrison; and Deputy Clerks of the Board Jenny Rich and Morgan Stoltzner.

*** Items Taken Out of Order**

****Non-Agenda Items**

1. COMMENTS FROM THE PUBLIC

The following public provided comments:

- Steven Keeler, Edmonds, WA, provided a document at places, by reference made a part of the packet.
- Jimmy Castro, Everett, WA, provided a document at places, by reference made a part of the packet.

2. CONSENT AGENDA

- A. Approval of Minutes for the Regular Meeting of April 7, 2026, and the Special Meeting of April 9, 2026
- B. Bid Awards, Professional Services Contracts and Amendments

Public Works Contract Award Recommendations:

Invitation to Bid No. 26-1642-KP with Atwork! Commercial Enterprise, LLC

Formal Bid Award Recommendations \$120,000 and Over:

Request for Quotation No. 26-1638-TC with Electro Technical Industries, LLC

Professional Services Contract Award Recommendations \$200,000 and Over:

Professional Services Contract No. CW2260629 with David Evans & Associates

Miscellaneous Contract Award Recommendations \$200,000 and Over:

None

Interlocal Agreements and Cooperative Purchase Recommendations:

Contracts:

Purchase Order No. (Pending) with Global Rental Company

Purchase Order No. 4500104776 with Global Rental Company

Purchase Order No. 4500104875 with Escape Velocity Holding dba Trace3

Amendments:

None

Sole Source Purchase Recommendations;

None

Emergency Declarations, Purchases and Public Works Contracts:

None

Purchases Involving Special Facilities or Market Condition Recommendations:

None

Formal Bid and Contract Amendments:

Professional Services Contract No. CW2242399 with Steel Rives LLP

Contract Acceptance Recommendations:

Public Works Contract No. CW2258134 with Xylem 1, LLC

Public Works Contract No. CW2259883 with D & G Backhoe, Inc.

C. Consideration of Certification/Ratification and Approval of District Checks and Vouchers

A motion unanimously passed approving Agenda Items 2A – Approval of Minutes for the Regular Meeting of April 7, 2026, and the Special Meeting of April 9, 2026; 2B – Bid Awards, Professional Services Contracts and Amendments; and 2C – Consideration of Certification/Ratification and Approval of District Checks and Vouchers.

3. CEO/GENERAL MANAGER BRIEFING AND STUDY SESSION

A. Updates

1. Other. There were no other updates.

B. Public Utility District No. 1 of Snohomish County 2025 Audit Results

Senior Manager, Controller, and Auditor Shawn Hunstock introduced BakerTilly Auditor Olga Darlington who presented the 2025 Audit Results to the Board.

C. Water Supply Update

Utility Analyst Scott Richards provided a 2026 Water Supply Update.

The next step would be to return in April 2027, to provide the next Water Supply Update.

D. Energy Risk Management Report

Senior Manager Rates Economics & Energy Risk Management Peter Dauenhauer presented the Energy Risk Management Report.

Commissioner Logan requested information on the details relative to costs of peaks and valleys, and how it impacts the District. Mr. Dauenhauer stated that he would provide the information.

The meeting recessed at 10:06 a.m. and reconvened at 10:15 a.m.

E. ERM 2025 Risk Report & Program Outlook

Manager, Enterprise Risk Management Özden Bruce provided a presentation on the Enterprise Risk Management Risk Report and Program Outlook.

Commissioners Logan and Olson requested information on the aging infrastructure and how the risks are measured within the budget. CEO/John Haarlow advised that this could be provided.

F. Integrating to New Large Electric Loads

Senior Manager, Treasury Risk Management & Supply Angela Johnston presented on Integrating to New Large Electric Loads.

Commissioner Logan requested the option of adding a fourth principle on large loads to the current Board principles that would give common talking points and guidance on existing customer cost now and into the future. CEO/General Manager John Haarlow and Chief Operations & Legal Officer Colin Willenbrock agreed that a timeline for development would return at the May 5, 2026, Commission meeting.

4. CEO/GENERAL MANAGER REPORT

CEO/General Manager John Haarlow reported on District related topics and accomplishments.

5. ITEMS FOR INDIVIDUAL CONSIDERATION

A. Consideration of a Motion Accepting the Fourth Quarter 2025 Financial Conditions and Activities Monitoring Report

Senior Manager, Controller, and Auditor Shawn Hunstock presented the Fourth Quarter 2025 Financial Conditions and Activities Monitoring Report.

A motion unanimously passed accepting the Fourth Quarter 2025 Financial Conditions and Activities Monitoring Report.

- B. Consideration of a Resolution Authorizing the Creation and Use of MRSC Consultant Services Roster for General Consulting and Other Professional Services, and a Vendor Roster for Goods and Services Implementing Chapter 39.80 RCW and RCW 39.04.190 and RCW 39.04.200

A motion unanimously passed approving Resolution No. 6279 authorizing the creation and use of MRSC Consultant Services Roster for General Consulting and other professional services, and a Vendor Roster for goods and services implementing Chapter 39.80 RCW and RCW 39.04.190 and RCW 39.04.200.

6. COMMISSION BUSINESS

- A. Commission Reports

The Board reported on Commission related topics and Board related events.

- B. Commissioner Event Calendar

There were no changes to the Commissioner Event Calendar.

7. GOVERNANCE PLANNING

- A. Governance Planning Calendar

There were no changes to the Governance Planning Calendar.

EXECUTIVE SESSION

The Regular Meeting recessed at 11:52 a.m. and reconvened at 12:02 p.m. into Executive Session to discuss current or potential litigation, under the terms set forth in the Open Public Meetings Act. It was anticipated the Executive Session would last approximately 30 minutes, with no public announcements. Those in attendance were Commissioners Sidney Logan, Julieta Altamirano-Crosby, and Tanya Olson; CEO/General Manager John Haarlow; Chief Operating & Legal Officer Colin Willenbrock; Clerk of the Board Allison Morrison; and other District staff. The Regular Meeting adjourned immediately upon conclusion of the Executive Session at 12:18 p.m.

ADJOURNMENT

There being no further business or discussion to come before the Board, the Regular Meeting of April 21, 2026, adjourned at 12:18 p.m.

Approved this 5th day of May, 2026.

Secretary

President

Vice President

**PRELIMINARY
SNOHOMISH COUNTY PUBLIC UTILITY DISTRICT**

Special Meeting

April 25, 2026

The Special Meeting was convened virtually by President Sidney Logan at 10:00 a.m. Those attending were, Julieta Altamirano-Crosby, Vice President; Tanya Olson, Secretary; CEO/General Manager John Haarlow; other District staff; members of the public; Clerk of the Board Allison Morrison; and Deputy Clerks of the Board Jenny Rich and Morgan Stoltzner.

ENERGY BLOCK PARTY

President Sidney Logan, Vice President Julieta Altamirano-Crosby, and Secretary Tanya Olson, along with District staff and members of the public attended the Energy Block Party.

ADJOURNMENT

There being no further discussion, the Special Meeting of April 25, 2026, adjourned at 2:00 p.m.

Approved this 5th day of May, 2026.

Secretary

President

Vice President



BUSINESS OF THE COMMISSION

Meeting Date: May 5, 2026

Agenda Item: 3B

TITLE

CEO/General Manager's Report of Public Works Contract Award Recommendations; Formal Bid Award Recommendations; Professional Services Contract Award Recommendations; Miscellaneous Contract Award Recommendations; Cooperative Purchase Recommendations; Sole Source Purchase Recommendations; Emergency Declarations, Purchases and Public Works Contracts; Purchases Involving Special Facilities or Market Condition Recommendations; Formal Bid and Contract Amendments; and Contract Acceptance Recommendations

SUBMITTED FOR: Consent Agenda

<u>Contracts/Purchasing</u>	<u>Clark Langstraat</u>	<u>5539</u>
<i>Department</i>	<i>Contact</i>	<i>Extension</i>
Date of Previous Briefing: _____		
Estimated Expenditure: _____		Presentation Planned <input type="checkbox"/>

ACTION REQUIRED:

- Decision Preparation
- Policy Discussion
- Policy Decision
- Statutory
- Incidental (Information)
- Monitoring Report

SUMMARY STATEMENT:

Identify the relevant Board policies and impacts:

Governance Process, Board Job Description, GP-3(4) ... non-delegable, statutorily assigned Board duty – Contracts and Purchasing.

The CEO/General Manager's Report of Public Works Contract Award Recommendations; Formal Bid Award Recommendations \$120,000 and Over; Professional Services Contract Award Recommendations \$200,000 and Over; Miscellaneous Contract Award Recommendations \$200,000 and Over; Cooperative Purchase Recommendations; Sole Source Purchase Recommendations; Emergency Declarations, Purchases and Public Works Contracts; Purchases Involving Special Facilities or Market Condition Recommendations; Formal Bid and Contract Amendments; and Contract Acceptance Recommendations contains the following sections:

Public Works Contract Award Recommendations (Page 1);
Request for Proposal No. 26-1660-JN with Xylem 1, LLC

Formal Bid Award Recommendations \$120,000 and Over (Page 2);
Recommend Rejection for Request for Quotation No. 26-1650-TC

Professional Services Contract Award Recommendations \$200,000 and Over;
None

Miscellaneous Contract Award Recommendations \$200,000 and Over;
None

Interlocal Agreements and Cooperative Purchase Recommendations (Page 3);
Contracts:
None
Amendments:
Purchase Order No. 4600003923 with Nokia of America Corporation

Sole Source Purchase Recommendations;
None

Emergency Declarations, Purchases and Public Works Contracts;
None

Purchases Involving Special Facilities or Market Condition Recommendations;
None

Formal Bid and Contract Amendments (Pages 4 - 9);
Professional Services Contract No. CW2247080 with Travis J. Miranda DBA Roots
Forestry Consulting LLC
Miscellaneous No. 76646 with Origami Risk, LLC
Miscellaneous No. CW2251777 with Onapsis, Inc.
Miscellaneous No. CW2260616 with Escape Velocity Holding, Inc., dba Trace3 LLC
Miscellaneous No. CW2260678 with Escape Velocity Holding, Inc., dba Trace3 LLC

Contract Acceptance Recommendations (Page 10);
Public Works Contract No. CW2259900 with Davey Tree Surgery Company

List Attachments:
May 5, 2026 Report

Public Works Contract Award Recommendation(s)
May 5, 2026

RFP No. 26-1660-JN

Oso 12-1309, 12-1310 & North
Mountain 12-2515, 12-2516
Transmission & Distribution
Line Clearance

No. of Bids Solicited:	23	
No. of Bids Received:	2	
Project Leader & Phone No.:	Leon Burnfied	Ext. 5657
Estimate:	\$835,635.00	

Description:

This contract work consists of providing all labor, materials, and equipment necessary to prune, cut, treat, remove, clear, and dispose of trees and brush, as well as perform any reseeding work under and along approximately 54.3 pole miles of the District's Transmission and Distribution System. The specific work locations are within Snohomish County with work in and near Oso and Darrington.

<u>Contractor</u>	<u>Subtotal (tax n/a)</u>
Award To: Xylem I, LLC	\$886,000.00
Davey Tree Surgery Company	\$915,020.00

Summary Statement: Staff recommends award to Xylem I, LLC, the low evaluated bidder, in the amount of \$886,000.00, tax not applicable.

**Formal Bid Award Recommendation(s) \$120,000 And Over
May 5, 2026**

RFQ No. 26-1650-TC

Getchell Switching Station Dead End Structures and Anchorage

No. of Bids Solicited:	7	
No. of Bids Received:	3	
Project Leader & Phone No.:	Zachery Wolfe	X4387
Material Estimates:	\$460,860.00	

Description: Procurement of tubular steel dead end structures and 115kV transmission turning poles for the District's Getchell Switching Station project. Scope of work consists of design, fabrication, coating, shipping and delivery. Includes all assembly hardware, anchor bolts, and anchor templates.

<u>Vendor</u>	<u>Subtotal (w/o tax)</u>
Anixter, Inc.	\$845,493.00
Klute, Inc.	\$418,763.39
Western Utility/Telecom, Inc.	\$368,384.00

Summary Statement: Anixter, Inc. submitted a bid more than 15% above estimate; Klute, Inc. could not meet the delivery date, and Western Utility/Telecom, Inc. did not submit a signed proposal form. Therefore, staff recommend rejection of all bids and will review options and return with a new award.

Cooperative Purchase Recommendations May 5, 2026

State law permits a public agency to purchase from a contract entered into by another public agency, or group of public agencies as long as the agency has complied with its own statutory requirements for procuring the goods or services and, provided that the awarding agency posted the bid or solicitation notice (i) on a website established and maintained by a public agency, purchasing cooperative or similar service provider, or have provided an access link on the state's web portal to the notice. District staff have verified through documentation and/or individual questions to the applicable awarding entity that the awarding agency complied with its own requirements, met the notice requirements and that the District has an active Cooperative Purchasing Agreement.

Accordingly, staff recommends approval of the following contracts/amendments:

AMENDMENTS

Contractor/Consultant/Supplier: Nokia of America Corporation
Purchase Order/Contract No. 4600003923
Amendment No.: 2 *Correction*
NASPO Cooperative Purchasing Master Agreement No. 00318

Description of Purchase:

Due to a miscalculation of the agreement's remaining funds, this value has been updated from the \$119,788.72, previously approved at the April 7, 2026, Commission meeting to **\$179,002.75**. The process has been corrected to ensure accurate tracking moving forward.

This project replaced the telecom transport equipment (GE JungleMUX) used to transport critical utility application data between substations and the energy control center.

Summary of Amendment: This amendment increases the annual support amount by \$179,002.75 to accommodate an expanded network now totaling 12 telecom sites: Clearview Radio, Culmback, Darrington, Eagle Ridge, Frailey, Gunnysack, Index, Jackson Radio, Mountlake, OPS Radio, Sky Valley Radio, and Three Lakes Hills.

In addition, several substations required an increase in Nokia routers from one to two in order to support new tele-protection circuits. These substations include Camano, Lake Goodwin, Stimson Crossing, and East Arlington. Two new substations, Sky Valley and Crosswind, have also been added to the support scope.

Therefore, the Nokia 9-year support is \$2,288,428.00.

Project Lead: Eleanour Hunstock, Ext. 4428

Original Contract Amount:	\$5,295,093.64	Original Start/End:	6/27/2023 – 3/31/2033
Present Contract Amount:	\$5,399,655.74	Present Start/End:	6/27/2023 – 3/31/2033
Amendment Amount:	\$ 179,002.75	New End Date:	NA
New Contract Amount:	\$5,578,478.49		

Summary of Amendments:

Amendment No. 1 dated June 30, 2025, administrative one-time 10% for an additional \$104,562.10 for equipment count increases to support new tele-protection circuits.

Formal Bid and Contract Amendment(s)
May 5, 2026

PSC No. CW2247080

Timber Stand Management, Fire
Safety and Road/Culvert Maintenance

Contractor/Consultant/Supplier:	Travis J Miranda DBA Roots Forestry Consulting LLC	
Project Leader & Phone No.:	Mike Schutt	X1712
Amendment No.:	5	
Amendment:	\$50,000.00	

Original Contract Amount: \$50,000.00
Present Contract Amount: \$385,500.00
Amendment Amount: \$50,000.00
New Contract Amount: \$435,500.00

Original Start/End: 5/16/22-12/31/22
Present Start/End: 5/16/22-12/31/26
New End Date: N/A

Summary Statement: Staff recommend approval of Amendment No. 5 to increase the contract by \$50,000.00 for continued management of commercial thinning projects at Spada Lake, culvert and road repair work and fire prevention plans.

Summary of Amendments:

Amendment No. 1 dated October 11, 2022, increased the contract amount by \$45,500 for continued support of forestry work.

Amendment No. 2 dated November 10, 2022, extended the contract term to December 31, 2023, added funds of \$50,000.00 for continued support of forestry work.

Amendment No. 3 approved by Commission on December 19, 2023, extended the contract term to December 31, 2024, and added funds of \$100,000.00 for continued support of forestry work.

Amendment No. 4 approved by Commission on December 3, 2024, extended the contract term to December 31, 2026, and added funds of \$140,000.00 for continued support of forestry work.

Formal Bid and Contract Amendment(s)
May 5, 2026

MISC No. 76646
Workers Compensation and
Liability and Damage Claims
Management Solution

Contractor/Consultant/Supplier:	Origami Risk, LLC	
Project Leader & Phone No.:	Steve Eaton	Ext. 1763
Business Leaders & Phone No.:	Sharon Reijonen	Ext. 8633
	Rob Beidler	Ext. 8770
	Angela Johnston	Ext. 8301
Amendment No.:	14	
Amendment:	\$77,475.00	

The Origami Risk Solution enables the District to gather and report on Safety Incidents and Near Misses, Security Incidents and Damage Claims processing and is a part of our Workers Compensation process. In 2014, the District requested proposals from interested vendors and entered into a three-year subscription services agreement with Origami Risk, LLC. Since then, the District has continued to use the existing services and build on the Origami platform to quickly enable other services and functionality, such as Contact COVID Tracing and Test Tracking.

Original Contract Amount:	\$ 205,851.00	Original Start/End:	3/17/14 – 3/16/17
Present Contract Amount:	\$1,280,383.00	Present Start/End:	3/17/14 – 3/16/27
Amendment Amount:	\$ 77,475.00	New End Date:	N/A
New Contract Amount:	\$1,357,858.00		

Summary Statement: Staff recommends approval of Amendment No. 14 to implement and add the EHS – Safety Management module, which will enable staff to complete Investigations/Root Cause Analysis (RCA) and track corrective actions in Origami, rather than a separate system. Additionally, this module would enhance our mobile application, audits and inspections (e.g., safety activity, security inspections, etc.) and behavior-based safety observations. Also increase the contract value by \$77,475.00 plus applicable tax for the implementation and addition of the new module.

Summary of Amendments:

Amendment No. 1 dated December 16, 2014, (One-Time Dollar Amendment, not exceeding 10%) added five (5) additional licenses and increased the contract amount by \$3,500.00.

Amendment No. 2 approved by Commission March 14, 2017, extended the contract term to March 16, 2018 and increased the contract amount by \$51,788.00.

Amendment No. 3 approved by Commission August 22, 2017, added a new interface between Origami and CorVel (third party vendor) and increased the contract amount by \$4,675.00.

Amendment No. 4 approved by Commission March 6, 2018, extended the contract term to March 16, 2019 and increased the contract amount by \$56,788.00.

Summary Statement
(continued):

Amendment No. 5 approved by Commission February 5, 2019, extended the contract term to March 16, 2022 and increased the contract amount by \$272,900.00.

Amendment No. 6 approved by Commission July 23, 2019, added five (5) new Claims Administrator User Licenses and five (5) Light User Licenses and increased the contract amount by \$35,335.00.

Amendment No. 7 approved by the Commission February 2, 2021, added fifty (50) Professional Services hours of support, and increased the contract amount by \$13,000.00.

Amendment No. 8 approved by Commission October 19, 2021, added the COVID Suite Module used for tracking weekly Covid Testing of employees that are not vaccinated at the District and increased the contract amount by \$16,875.00.

Amendment No. 9 approved by Commission March 8, 2022, extended the contract for March 16, 2023 and increased the contract amount by \$110,120.31.

Amendment No. 10 approved by Commission March 7, 2023, extended the contract to March 16, 2024 and increased the contract amount by \$115,626.33.

Amendment No. 11 dated April 26, 2023 exchanged an unused interface (Medbill interface) for an additional 27 support hours.

Amendment No. 12 approved by Commission March 5, 2024, extended the contract to March 16, 2027 and increased the contract amount by \$383,497.36.

Amendment No. 13 approved by Commission December 18, 2025, added four light user licenses, implemented secure email functionality, and increased the contract amount by \$10,427.00.

Formal Bid and Contract Amendment(s)
May 5, 2026

MISC No. CW2251777
Onapsis - SAP Security
Alerting Subscription

Contractor/Consultant/Supplier:	Onapsis Inc	
Project Leader & Phone No.:	Mridula Sharma	Ext. 8322
Amendment No.:	3	
Amendment:	\$131,863.47	

The Onapsis solution addresses SAP security compliance needs and related issues. One of its major advantages is the automation of many tasks that staff members previously handled manually, which not only saves time but also reduces the risk of error.

In addition to automation, Onapsis provides comprehensive scans that identify potential security concerns and compliance gaps. The platform goes beyond just detection - it also helps staff effectively manage these findings and offers clear guidance on how to mitigate any issues that arise. This streamlined approach empowers staff to better understand the risks and take targeted actions to enhance the SAP security posture.

Original Contract Amount:	\$ 119,875.88	
Present Contract Amount:	\$ 371,615.23	Original Start/End: 5/23/2023 – 5/22/2024
Amendment Amount:	\$ 131,863.47	Present Start/End: 5/23/2023 – 5/22/2026
New Contract Amount:	\$ 503,478.70	New End Date: 5/22/2027

Summary Statement: Staff recommend approval of Amendment No. 3 to renew the existing services for another year and increase the contract value by \$131,863.47 plus tax.

Summary of Amendments:

Amendment No. 1 dated February 22, 2024, extended the contract for one (1) year and added \$119,875.88 plus tax.

Amendment No. 2 dated April 21, 2025, replaced one module with another module, extended the contract for one (1) year and added \$131,863.47 plus tax.

Formal Bid and Contract Amendment(s)
May 5, 2026

MISC No. CW2260616
 CommVault Subscription for
 Data Storage and Protection

Contractor/Consultant/Supplier:	Escape Velocity Holding, Inc. dba Trace3 LLC	
Project Leader & Phone No.:	Todd Wunder	Ext. 4450
Amendment No.:	2	
Amendment:	\$33,617.00	

The District’s enterprise backup solution is necessary to safeguard District data in the event of a disaster (cyber-attack, earthquake, flood, etc.). The solution provides District staff with the ability to backup and recover all critical data and computing systems as necessary and is a critical component of all existing Disaster Recovery plans.

Original Contract Amount:	\$ 312,266.53	Original Start/End:	3/21/2025 – 4/24/2027
Present Contract Amount:	\$ 317,638.73	Present Start/End:	3/21/2025 – 4/24/2027
Amendment Amount:	\$ 33,617.00	New End Date:	N/A
New Contract Amount:	\$ 351,255.73		

Summary Statement: Staff recommend approval of Amendment No. 2 to support expanded data protection and resiliency capabilities within the Microsoft cloud environment. This amendment increases the contract value by \$33,617.00, consisting of \$23,617.00 for additional licensing and \$10,000.00 to accommodate potential growth in cloud storage requirements as the organization’s data footprint continues to expand.

Summary of Amendments:

Amendment No. 1 dated March 17, 2026, (One-Time Dollar Amendment, not exceeding 10%) added \$5,372.20 for an additional 20 TB of storage and assigned the contract to Escape Velocity Holdings, dba Trace 3 LLC.

Formal Bid and Contract Amendment(s)
May 5, 2026

MISC No. CW2260678
 Managed Detection and
 Response Subscriptions

Contractor/Consultant/Supplier:	Escape Velocity Holding, Inc. dba Trace3 LLC	
Project Leader & Phone No.:	Kevin Johnston	Ext. 8101
Amendment No.:	2	
Amendment:	\$59,168.93	

The District issued an RFP in 2024 for a managed detection and response (MDR) solution. The solution gathers data from monitored devices, and reports findings to the appropriate District personnel based upon predefined escalation thresholds. After a thorough evaluation, staff recommended award to Ivoxy Consulting for the Arctic Wolf MDR solution. Ivoxy was later acquired by Escape Velocity Holding Inc. dba Trace3, LLC.

Amendment No. 2 will extend the log retention to 365 days and will add the Incident360 Retainer Subscription. The Incident360 Retainer Subscription allows staff to engage with Arctic Wolf in the event of a cyber security incident to rapidly remediate cyber threats and assist with restoring systems and applications to normal operations. This amendment will also extend the subscription term to 5/10/2028.

Original Contract Amount:	\$432,726.57	Original Start/End:	12/16/2024 – 12/15/2027
Present Contract Amount:	\$433,317.86	Present Start/End:	12/16/2024 – 12/15/2027
Amendment Amount:	\$ 59,168.93	New End Date:	5/10/2028
New Contract Amount:	\$492,486.79		

Summary Statement: Staff recommend approval of Amendment No. 2 to add an Incident360 Retainer subscription, increase the MDR log retention to 365 days, add \$59,168.93 plus tax for these additions and extend the term to 5/10/2028.

The amount requested is the amount that staff anticipate using for the new services through the end of the current term.

Summary of Amendments:

Amendment No. 1 dated December 4, 2024 (One-Time Dollar Amendment, not exceeding 10%) added \$591.29 plus applicable tax the unexpected shipping cost included on the invoice.

Contract Acceptance Recommendations(s)
May 5, 2026

**Accept Contract(s) as complete and grant approval to release
Retained funds after full compliance with Departments of Labor
and Industries, Revenue and Employment Security.**

PWC No. CW2259900

Westgate Circuits 12-404, 12-405,
12-406, 12-407. Five Corners Circuits
12-1282, 12-1284. Richmond Park
Circuits 12-232, 12-233, 12-2048,
12-5217, Transmission and
Distribution Line Clearance
(25-1596-KP)

Contractor:	Davey Tree Surgery Company	
Start/End:	11/18/2025 - 4/2/2026	
Evaluator & Phone No.:	Randall Gusa	Ext. 5608
No. of Amendments:	2	
Retained Fund:	\$42,359.30	

Original Contract Amount:	\$792,866.00
Total Amendment Amount:	\$54,300.00
Final Contract Amount:	\$847,186.00

Summary Statement: None.

CERTIFICATION/RATIFICATION AND APPROVAL

We, the undersigned of the Public Utility District No. 1 of Snohomish County, Everett, Washington, do hereby certify that the merchandise or services hereinafter specified have been received, and the Checks or Warrants listed below are ratified/approved for payment this 5th day of May 2026.

CERTIFICATION:

Certified as correct:

CEO/General Manager

Shawn Hurstoch

Auditor

Jeff Bishop

Chief Financial Officer/Treasurer

RATIFIED AND APPROVED:

Board of Commissioners:

President

Vice-President

Secretary

TYPE OF DISBURSEMENT	PAYMENT REF NO.	DOLLAR AMOUNT	PAGE NO.
REVOLVING FUND			
Customer Refunds, Incentives and Other	1139336 - 1139549	\$70,017.93	2 - 8
Electronic Customer Refunds	00533277536 - 000533376408	\$6,462.44	30 - 31
WARRANT SUMMARY			
Warrants	8086211 - 8086403	\$4,745,192.28	9 - 15
ACH	6063310 - 6063657	\$6,377,297.89	16 - 26
Wires	7003920 - 7003933	\$5,267,684.66	27
Payroll - Direct Deposit	5300001527 - 5300001527	\$5,768,198.25	28
Payroll - Warrants	845673 - 845677	\$17,605.87	28
Automatic Debit Payments	5300001522 - 5300001533	\$6,876,254.70	29
	GRAND TOTAL	\$29,128,714.02	

Detailed Disbursement Report

Revolving Fund - Customer Refunds, Incentives and Other			
Payment Date	Payment Ref Nbr	Payee	Amount
4/13/26	1139336	JASMINE JOHN	\$116.79
4/13/26	1139337	CHERYL DECKARD	\$800.00
4/13/26	1139338	SHYAMA HEMBRAM	\$303.29
4/13/26	1139339	CHRISTINE MALCHOW	\$9.12
4/13/26	1139340	STAVAN PATEL	\$81.16
4/13/26	1139341	SANDY CLAFLIN	\$50.56
4/13/26	1139342	ARLINGTON 51ST ST LLC	\$13.43
4/13/26	1139343	DOROTHY CRAMER	\$89.39
4/13/26	1139344	ERIK THOMPSON	\$7.96
4/13/26	1139345	SOPHIA DEPEW	\$50.22
4/13/26	1139346	ALBERTA LANDSVERK	\$67.98
4/13/26	1139347	GLORIA BIRMINGHAM	\$288.52
4/13/26	1139348	OSAKA HARU COPORATION	\$245.84
4/14/26	1139349	VICKIE MANTOOTH	\$195.00
4/14/26	1139350	RACHEL PATEL	\$268.82
4/14/26	1139351	QUINTAVIA THOMAS	\$275.15
4/14/26	1139352	NARENDRA SUNKARA	\$41.32
4/14/26	1139353	EQUITY RESIDENTIAL PROP	\$20.39
4/14/26	1139354	NELSON SPELLS	\$184.75
4/14/26	1139355	NATASSIA KIMBROUGH-KREMKE	\$103.34
4/14/26	1139356	ANA MARIA PALOMARES	\$1,240.29
4/14/26	1139357	MUSTAFA AKCACAKIR	\$97.18
4/14/26	1139358	RAFAEL BULTZ	\$115.27
4/14/26	1139359	JULIE FRANCOIS	\$2,637.86
4/14/26	1139360	ARLINGTON 51ST ST LLC	\$86.19
4/14/26	1139361	DANIEL JOHNSON	\$208.70
4/14/26	1139362	JAMES DUCE	\$131.46
4/14/26	1139363	RAYMOND MATTHEW OLINO	\$35.92
4/14/26	1139364	NICHOLAS BENNETT	\$94.31
4/14/26	1139365	ROBERT MCDANIEL	\$87.19
4/14/26	1139366	VIPPAN KAPOOR	\$194.37
4/14/26	1139367	MUDASSIR MOHAMMED	\$67.66

Detailed Disbursement Report

Revolving Fund - Customer Refunds, Incentives and Other			
Payment Date	Payment Ref Nbr	Payee	Amount
4/14/26	1139368	RITIKA RASIWASIA	\$165.10
4/14/26	1139369	NEVADA BROWN	\$153.69
4/14/26	1139370	SEIF MUSTAFA	\$67.77
4/14/26	1139371	BETTE CARPENTER	\$51.78
4/14/26	1139372	LARRY GREENE	\$480.90
4/14/26	1139373	RAMU PONNEGANTI	\$93.26
4/14/26	1139374	GLEIBERMAN PROPERTIES INC	\$109.34
4/14/26	1139375	TIA GARCIA	\$105.94
4/14/26	1139376	ROBERT EARL DAY	\$134.06
4/14/26	1139377	PAWSITIVE DREAMS CORPORATION	\$188.01
4/15/26	1139378	GLEIBERMAN PROPERTIES INC	\$51.43
4/15/26	1139379	AHMET KULAGA	\$137.28
4/15/26	1139380	RINDA PULLEN	\$55.23
4/15/26	1139381	GERARDO GLORIA RICHARTE	\$77.89
4/15/26	1139382	VASILIIY BIGUN	\$228.43
4/15/26	1139383	LOUIS STANGELAND	\$75.29
4/15/26	1139384	TULALIP HOUSING LP #3	\$49.58
4/15/26	1139385	JOLEEN MCCOLLUM	\$584.87
4/16/26	1139386	JODIE CRAWFORD	\$22.34
4/16/26	1139387	KARALYN PETERSON RONALD	\$54.46
4/16/26	1139388	WOODLAND GREENS GJJ LLC	\$75.08
4/16/26	1139389	DANIEL LYTTON	\$21.55
4/16/26	1139390	MACKENZIE BARNES	\$72.26
4/16/26	1139391	JILLIAN SUMMERS	\$20.02
4/16/26	1139392	TERRI KNOWLES	\$660.73
4/16/26	1139393	RIVERVIEW I LLC	\$36.08
4/16/26	1139394	LISA NUSH	\$577.60
4/16/26	1139395	LLOYD WHITE	\$12,561.67
4/16/26	1139396	KYLE YERABEK	\$144.00
4/16/26	1139397	MONICA PACHECO	\$107.16
4/16/26	1139398	MADELINE MCAUSLAN	\$1,555.54
4/16/26	1139399	ZIXIN HUANG	\$36.69

Detailed Disbursement Report

Revolving Fund - Customer Refunds, Incentives and Other			
Payment Date	Payment Ref Nbr	Payee	Amount
4/16/26	1139400	MAY AVENT ARNOLD	\$65.06
4/16/26	1139401	LUIS YANEZ	\$158.18
4/17/26	1139402	HUGO IVAN NARANJO	\$404.89
4/17/26	1139403	KENYON KAI	\$198.75
4/17/26	1139404	LEONA BAIRD	\$7.88
4/17/26	1139405	JASMINE SMITH	\$545.87
4/17/26	1139406	JUSTIN MISENAS	\$116.42
4/17/26	1139407	MAKAILA FRANK	\$88.49
4/17/26	1139408	JOHNATHON KANE	\$275.85
4/17/26	1139409	DORIS WONG	\$105.22
4/17/26	1139410	KAREN GIRARDIER	\$178.59
4/17/26	1139411	GRACE STEPHENS	\$75.38
4/17/26	1139412	CASSANDRA MORRIS	\$307.25
4/17/26	1139413	GANBAT NYAMSUREN	\$158.64
4/17/26	1139414	HEIDI SANDERS	\$258.28
4/17/26	1139415	MADELINE LAVERY	\$53.85
4/17/26	1139416	MARIA PALACIOS	\$130.01
4/17/26	1139417	ION STEFAN	\$28.10
4/17/26	1139418	ROMAN RYBIN	\$70.16
4/17/26	1139419	MILTON BILL	\$81.07
4/17/26	1139420	CHRISTIAN SEWALL	\$2,200.00
4/17/26	1139421	KATE MACKENZIE	\$2,200.00
4/17/26	1139422	JUSTIN LANSING	\$131.65
4/17/26	1139423	JOSE VALENCIA	\$71.44
4/17/26	1139424	DEMARIAL HARRIS	\$88.43
4/17/26	1139425	SHANE B ROWLAND	\$261.36
4/17/26	1139426	JERRY KACZKA	\$60.93
4/17/26	1139427	KENNETH ENGLISH	\$63.59
4/17/26	1139428	VICKIE MANTOOTH	\$1,170.00
4/17/26	1139429	CH GRAND AVENUE LLC	\$63.72
4/17/26	1139430	QIUXIAN LIN	\$112.94
4/17/26	1139431	EMILY SUSHCH	\$59.48

Detailed Disbursement Report

Revolving Fund - Customer Refunds, Incentives and Other			
Payment Date	Payment Ref Nbr	Payee	Amount
4/17/26	1139432	JULIO LUVIANO	\$143.35
4/17/26	1139433	ERP OPERATING LP	\$24.10
4/17/26	1139434	NADINE HARDY	\$34.88
4/20/26	1139435	LISA THAVES	\$263.49
4/20/26	1139436	VOID	\$0.00
4/20/26	1139437	DAVID BERKLUND	\$90.28
4/20/26	1139438	MICHAEL FINCH	\$25.49
4/20/26	1139439	ZAWAD KADER	\$139.89
4/20/26	1139440	MARIO GRANADOS	\$2,200.00
4/20/26	1139441	ERP OPERATING LP	\$9.18
4/20/26	1139442	VOID	\$0.00
4/20/26	1139443	GARY ARCHER	\$548.49
4/20/26	1139444	SAMMIE PANCAKE	\$31.07
4/20/26	1139445	MARION BREWSTER	\$289.49
4/20/26	1139446	SAURAV JYOTI LAHON	\$151.62
4/20/26	1139447	VOID	\$0.00
4/20/26	1139448	HAISUNG SHIN	\$107.62
4/20/26	1139449	NANCY GEORGE	\$139.62
4/20/26	1139450	ROBERT REED	\$5,000.00
4/20/26	1139451	TERRI KNIGHT	\$25.00
4/20/26	1139452	VOID	\$0.00
4/21/26	1139453	PATTI CARLIN	\$75.55
4/21/26	1139454	NICHOLAS SAMSON-MOOK	\$34.28
4/21/26	1139455	MITZI OPPELT	\$68.96
4/21/26	1139456	CEDAR SPRINGS CAMP & CONFERENCE CENTER	\$65.78
4/21/26	1139457	BEVERLY VILLAGE APTS LLC	\$127.27
4/21/26	1139458	MARNE GARCIA	\$51.54
4/21/26	1139459	DAMIR VELAGIC	\$125.44
4/21/26	1139460	AGUSTIN PABLO FUENTES	\$164.19
4/21/26	1139461	HAACK BROTHERS HOLDINGS	\$31.47
4/21/26	1139462	PULTE GROUP	\$1,123.94
4/21/26	1139463	JERRY ERICKSON	\$5,491.00

Detailed Disbursement Report

Revolving Fund - Customer Refunds, Incentives and Other			
Payment Date	Payment Ref Nbr	Payee	Amount
4/21/26	1139464	RON FLETCHER	\$12.25
4/21/26	1139465	ACME HOMES LLC	\$296.49
4/21/26	1139466	LEIGHLA CUMMINS	\$12.48
4/21/26	1139467	TINH DO	\$89.90
4/21/26	1139468	DIANA DIDOK	\$15.56
4/21/26	1139469	MARCIA WHITE	\$331.39
4/21/26	1139470	LAURA SUAREZ	\$572.09
4/21/26	1139471	KEELERS CORNER APTS	\$112.42
4/21/26	1139472	JINYA YOKOYAMA	\$30.79
4/21/26	1139473	CITLALLI ROJAS	\$156.35
4/21/26	1139474	APRIL GUZMAN	\$83.67
4/22/26	1139475	INSEOB SONG	\$733.98
4/22/26	1139476	THOM DIMITRIOU	\$58.88
4/22/26	1139477	JUSTIN ELLINGSON	\$117.50
4/22/26	1139478	NELSON OCHOA PINEDA	\$71.40
4/22/26	1139479	SEOYEON HAM	\$77.56
4/22/26	1139480	SOLOMON GEBREMESKEL	\$439.82
4/22/26	1139481	YUK HUI NG. BRUTHO VII	\$185.79
4/22/26	1139482	RICHARD EWBANK	\$79.48
4/22/26	1139483	LILLIAN ADKINSON	\$69.68
4/22/26	1139484	DEVON PUSEY	\$81.51
4/22/26	1139485	CAMERON CLAYPOOL	\$109.13
4/22/26	1139486	MAUREEN SHERMAN LINES	\$35.00
4/22/26	1139487	JERALD WOLDT	\$150.69
4/22/26	1139488	BRYAN RAMOS	\$95.15
4/22/26	1139489	JOYCE HUDEMANN	\$13.83
4/22/26	1139490	SENIOR MANOR LLC	\$179.73
4/22/26	1139491	WATERFRONT PLACE LP	\$38.38
4/22/26	1139492	CENTENNIAL PARK 5J LLC	\$43.98
4/22/26	1139493	GATEWAY LLC	\$169.87
4/22/26	1139494	MACKENZIE BOAZ	\$37.34
4/22/26	1139495	TOM GOOS	\$277.36

Detailed Disbursement Report

Revolving Fund - Customer Refunds, Incentives and Other			
Payment Date	Payment Ref Nbr	Payee	Amount
4/22/26	1139496	BARBARA BOLLINGER	\$1,634.44
4/22/26	1139497	JOSEPH GIULIACCI	\$216.00
4/22/26	1139498	CLAIRE WOOFENDEN	\$107.63
4/22/26	1139499	WAKEFIELD ALDERWOOD LLC	\$143.19
4/22/26	1139500	BRADLEY UNCK	\$65.65
4/22/26	1139501	DAVIS INSURANCE AGENCY INC	\$131.93
4/22/26	1139502	LINDA DEMETRE	\$968.50
4/22/26	1139503	PATRICIA W PALMER	\$89.96
4/22/26	1139504	BELLIN INVESTMENTS LLC	\$107.25
4/22/26	1139505	CAMERON HASTY	\$12.79
4/22/26	1139506	BARBARA MCMAHON	\$378.83
4/22/26	1139507	KENDRA BOWDIN	\$100.00
4/22/26	1139508	NOGOI MARONG	\$122.88
4/23/26	1139509	LINDA RAMOS	\$100.00
4/23/26	1139510	1883 HOLDINGS LLC	\$9.02
4/23/26	1139511	HIVAN DJOKO	\$27.14
4/23/26	1139512	MONICA-LYNN CARMICHAEL	\$137.72
4/23/26	1139513	ROZA BAKTYBEKOVA	\$10.68
4/23/26	1139514	EVE MENNEN	\$251.35
4/23/26	1139515	SHAUNA CARLISLE	\$132.41
4/23/26	1139516	MIKE BANSEMER	\$1,800.00
4/23/26	1139517	RICHARD GLAZE	\$57.40
4/23/26	1139518	ALYSHA MUNDORF	\$72.99
4/23/26	1139519	NANCY HANSEN	\$322.98
4/23/26	1139520	STEVE BESANCON	\$8.50
4/23/26	1139521	TIMOTHY PATTERSON	\$34.01
4/23/26	1139522	QUINN GIL	\$252.02
4/23/26	1139523	LENORA PICCOLO	\$12.52
4/23/26	1139524	DAWN DUVALL	\$83.06
4/23/26	1139525	TYREECE JOYNER	\$156.73
4/23/26	1139526	SUNI CHON	\$30.18
4/23/26	1139527	WAN YU	\$223.55

Detailed Disbursement Report

Revolving Fund - Customer Refunds, Incentives and Other			
Payment Date	Payment Ref Nbr	Payee	Amount
4/23/26	1139528	SERHII POPACH	\$1,278.26
4/23/26	1139529	RYAN MIZOKAWA	\$89.41
4/24/26	1139530	IRIS VALENZUELA	\$82.73
4/24/26	1139531	ZHIHUI WANG	\$170.74
4/24/26	1139532	KAITLYN BARTEE	\$69.81
4/24/26	1139533	CORNERSTONE HOMES NW LLC	\$109.69
4/24/26	1139534	CORNERSTONE HOMES NW LLC	\$166.32
4/24/26	1139535	GREGORY GREENE	\$246.34
4/24/26	1139536	SON NGUYEN	\$202.05
4/24/26	1139537	22221 45TH AVENUE LLC	\$61.99
4/24/26	1139538	PRAKASH CHAND	\$120.96
4/24/26	1139539	DELORES HENDERSON	\$69.07
4/24/26	1139540	MICHELLE RUBIO	\$83.72
4/24/26	1139541	BRIAN VONMOOS	\$161.46
4/24/26	1139542	MARK WENGER	\$48.23
4/24/26	1139543	PATRICK OLMSTED	\$290.05
4/24/26	1139544	RONAN CARTER	\$196.36
4/24/26	1139545	MIKE BANSEMER	\$200.00
4/24/26	1139546	PULTE GROUP	\$132.78
4/24/26	1139547	ZAYLA GIPSON	\$179.87
4/24/26	1139548	PATTI COLE	\$68.48
4/24/26	1139549	HARPREET BAL	\$69.92
Total:			\$70,017.93

Detailed Disbursement Report

Accounts Payable Warrants			
Payment Date	Payment Ref Nbr	Payee	Amount
4/14/26	8086211	TODD DAVENPORT CONSTRUCTION LLC.	\$11,770.25
4/14/26	8086212	RICHARD POWERS	\$616.20
4/14/26	8086213	DAVID L LAUBER	\$490.00
4/14/26	8086214	BNSF RAILWAY COMPANY	\$2,000.00
4/14/26	8086215	DIGI-KEY CORP	\$281.99
4/14/26	8086216	CITY OF EDMONDS	\$925.52
4/14/26	8086217	EDMONDS SCHOOL DISTRICT NO 15	\$384,173.84
4/14/26	8086218	CORE & MAIN LP	\$1,619.84
4/14/26	8086219	KENT D BRUCE	\$3,609.71
4/14/26	8086220	CITY OF MARYSVILLE	\$445.52
4/14/26	8086221	AVO MULTI AMP CORP	\$4,591.89
4/14/26	8086222	MILL SUPPLY INC	\$12.95
4/14/26	8086223	CITY OF MONROE	\$1,547.34
4/14/26	8086224	MUKILTEO WATER & WASTEWATER DIST	\$260.68
4/14/26	8086225	GENUINE PARTS COMPANY	\$1,112.86
4/14/26	8086226	OLYMPIC VIEW WATER SEWER	\$129.49
4/14/26	8086227	CITY OF ARLINGTON	\$1,817.22
4/14/26	8086228	REPUBLIC SERVICES INC	\$1,799.39
4/14/26	8086229	RIVERSIDE TOPSOIL INC	\$572.50
4/14/26	8086230	SILVER LAKE WATER & SEWER DISTRICT	\$112.19
4/14/26	8086231	SIX ROBBLEES INC	\$41.49
4/14/26	8086232	SNOHOMISH COUNTY	\$345.44
4/14/26	8086233	SOUND PUBLISHING INC	\$120.54
4/14/26	8086234	WASHINGTON STATE	\$13,154.10
4/14/26	8086235	WASTE MANAGEMENT OF WASHINGTON INC	\$7,485.05
4/14/26	8086236	WESCO GROUP INC	\$420.09
4/14/26	8086237	BICKFORD MOTORS INC	\$4,449.29
4/14/26	8086238	DIRECTV ENTERTAINMENT HOLDINGS LLC	\$221.99
4/14/26	8086239	EBEY HILL HYDROELECTRIC INC	\$2,656.46
4/14/26	8086240	QUALCO ENERGY	\$4,668.87
4/14/26	8086241	ROM ACQUISITION CORPORATION	\$442.83
4/14/26	8086242	JAMES SIDERIUS	\$500.00

Detailed Disbursement Report

Accounts Payable Warrants			
Payment Date	Payment Ref Nbr	Payee	Amount
4/14/26	8086243	SNOHOMISH COUNTY	\$133.90
4/14/26	8086244	CITY OF STANWOOD	\$716.58
4/14/26	8086245	CITY OF EVERETT	\$237.33
4/14/26	8086246	HDR ENGINEERING INC	\$13,449.79
4/14/26	8086247	CROWN CASTLE INTERNATIONAL CORP	\$7,925.47
4/14/26	8086248	OVERTON SAFETY TRAINING INC	\$11,855.43
4/14/26	8086249	NORTHWEST FIBER LLC	\$2,595.32
4/14/26	8086250	ONSOLVE INTERMEDIATE HOLDING CO	\$3,956.40
4/14/26	8086251	KENDALL DEALERSHIP HOLDINGS LLC	\$2,005.98
4/14/26	8086252	THE PAPE GROUP	\$436.94
4/14/26	8086253	BACKFLOWS NORTHWEST INC	\$6,545.00
4/14/26	8086254	CINTAS CORPORATION NO 2	\$9,140.94
4/14/26	8086255	CAMANO HILLS WATER CO INC	\$136.56
4/14/26	8086256	OREGON AERO INC	\$1,123.18
4/14/26	8086257	APEX MECHANICAL LLC	\$152,037.32
4/14/26	8086258	EDMONDS POLICE OFFICERS ASSOCIATION	\$1,680.00
4/14/26	8086259	HIGHLANDS EAST ASSOCIATION	\$5,500.00
4/14/26	8086260	ARROW INSULATION INC	\$3,330.00
4/14/26	8086261	ISLAND COUNTY	\$780.74
4/14/26	8086262	CITY OF SNOHOMISH	\$892.10
4/14/26	8086263	AA REMODELING LLC	\$275.00
4/14/26	8086264	INSULATION CO LLC	\$1,997.00
4/14/26	8086265	GBL II INC	\$725.00
4/14/26	8086266	SPECIALTY INSULATION NW LLC	\$525.00
4/14/26	8086267	HAUSMEISTER HOME SERVICES INC	\$6,197.00
4/16/26	8086268	ROBINETT INVESTMENT COMPANY, LLC	\$4,737.01
4/16/26	8086269	KB HOME	\$19,731.54
4/16/26	8086270	EMW HOLDINGS LLC	\$2,482.56
4/16/26	8086271	DOUGLAS B HALL	\$400.00
4/16/26	8086272	NW FIBER, LLC, DBA ZIPLY FIBER	\$671.18
4/16/26	8086273	COMCAST HOLDING CORPORATION	\$510.95
4/16/26	8086274	DIGI-KEY CORP	\$188.66

Detailed Disbursement Report

Accounts Payable Warrants			
Payment Date	Payment Ref Nbr	Payee	Amount
4/16/26	8086275	ENERSYS DELAWARE INC	\$339.84
4/16/26	8086276	KENT D BRUCE	\$5,135.73
4/16/26	8086277	CITY OF MARYSVILLE	\$186.71
4/16/26	8086278	GENUINE PARTS COMPANY	\$191.20
4/16/26	8086279	SIX ROBBLEES INC	\$4,131.68
4/16/26	8086280	SNOHOMISH COUNTY	\$10.00
4/16/26	8086281	SNOHOMISH COUNTY	\$5,642.00
4/16/26	8086282	WASHINGTON STATE	\$2,474.90
4/16/26	8086283	WESCO GROUP INC	\$379.71
4/16/26	8086284	ALDERWOOD WATER & WASTEWATER DISTRI	\$46.86
4/16/26	8086285	BICKFORD MOTORS INC	\$3,346.91
4/16/26	8086286	CUMMINS INC	\$7,608.25
4/16/26	8086287	GARY D KREIN	\$879.20
4/16/26	8086288	SNOHOMISH COUNTY SOCIETY OF	\$7,577.41
4/16/26	8086289	WYNNE AND SONS INC	\$400.05
4/16/26	8086290	CARRIE RODLAND OR SABRINA CHAMBLISS	\$51.54
4/16/26	8086291	CARRIE RODLAND OR SABRINA CHAMBLISS	\$286.90
4/16/26	8086292	LAMAR TEXAS LTD PARTNERSHIP	\$3,507.68
4/16/26	8086293	KPFF INC	\$7,572.50
4/16/26	8086294	PROVIDENCE HEALTH & SERVICES-WA	\$5,512.56
4/16/26	8086295	REECE CONSTRUCTION COMPANY	\$380.00
4/16/26	8086296	SWIFTCOMPLY US OPCO INC	\$7,044.55
4/16/26	8086297	NISSAN OF EVERETT LLC	\$50.82
4/16/26	8086298	DLR GROUP INC	\$27,125.00
4/16/26	8086299	STRATEGIC ENERGY INNOVATIONS	\$74,604.13
4/16/26	8086300	SUPERIEUR INC	\$119.00
4/16/26	8086301	STATE TREASURERS OFFICE	\$14,234.61
4/16/26	8086302	SPECIALTY INSULATION NW LLC	\$1,134.00
4/21/26	8086303	AT&T CORP	\$50,084.39
4/21/26	8086304	CITY OF DARRINGTON	\$10,635.72
4/21/26	8086305	DISH NETWORK	\$104.82
4/21/26	8086306	ENERSYS DELAWARE INC	\$285.73

Detailed Disbursement Report

Accounts Payable Warrants			
Payment Date	Payment Ref Nbr	Payee	Amount
4/21/26	8086307	FIDALGO PAVING & CONSTRUCTION LLC	\$3,750.00
4/21/26	8086308	CITY OF GOLD BAR	\$13,711.04
4/21/26	8086309	CITY OF GOLD BAR	\$607.19
4/21/26	8086310	CORE & MAIN LP	\$7,349.81
4/21/26	8086311	CITY OF MARYSVILLE	\$261,934.41
4/21/26	8086312	CITY OF MOUNTLAKE TERRACE	\$93,527.85
4/21/26	8086313	CITY OF MOUNTLAKE TERRACE	\$410.23
4/21/26	8086314	GENUINE PARTS COMPANY	\$296.07
4/21/26	8086315	ON HOLD CONCEPTS INC	\$255.96
4/21/26	8086316	PACIFIC NW SCALE CO INC	\$5,269.71
4/21/26	8086317	PITNEY BOWES INC	\$1,053.52
4/21/26	8086318	CITY OF SEATTLE	\$26,901.00
4/21/26	8086319	SNOHOMISH COUNTY	\$10.00
4/21/26	8086320	SNOHOMISH COUNTY	\$10.00
4/21/26	8086321	SOUND PUBLISHING INC	\$91.14
4/21/26	8086322	CITY OF SULTAN	\$43,973.77
4/21/26	8086323	WASHINGTON STATE	\$181.29
4/21/26	8086324	WASTE MANAGEMENT OF WASHINGTON INC	\$134.54
4/21/26	8086325	CITY OF ARLINGTON	\$149,081.83
4/21/26	8086326	BICKFORD MOTORS INC	\$1,060.01
4/21/26	8086327	CITY OF BOTHELL	\$137,704.67
4/21/26	8086328	CITY OF BRIER	\$25,269.28
4/21/26	8086329	CITY OF EDMONDS	\$205,246.79
4/21/26	8086330	RYAN SCOTT FELTON	\$235.63
4/21/26	8086331	CITY OF INDEX	\$1,081.67
4/21/26	8086332	CITY OF LAKE STEVENS	\$149,281.89
4/21/26	8086333	CITY OF LAKE STEVENS	\$53,216.52
4/21/26	8086334	LAKE STEVENS SEWER DIST	\$333.82
4/21/26	8086335	CITY OF MONROE	\$95,133.82
4/21/26	8086336	OMICRON ELECTRONICS CORP USA	\$15,682.73
4/21/26	8086337	PUBLIC UTILITY DIST NO 1 OF	\$932.00
4/21/26	8086338	SPRINGBROOK NURSERY AND TRUCKING IN	\$31.02

Detailed Disbursement Report

Accounts Payable Warrants			
Payment Date	Payment Ref Nbr	Payee	Amount
4/21/26	8086339	CITY OF STANWOOD	\$45,107.00
4/21/26	8086340	TOWN OF WOODWAY	\$6,177.04
4/21/26	8086341	CITY OF EVERETT	\$60.98
4/21/26	8086342	CITY OF GRANITE FALLS	\$20,406.60
4/21/26	8086343	CITY OF EVERETT	\$820,620.12
4/21/26	8086344	JR MERIT INC	\$320,121.70
4/21/26	8086345	JOINT APPRENTICESHIP & TRAINING	\$14,800.00
4/21/26	8086346	LIBERTY MUTUAL GROUP INC	\$17,661.00
4/21/26	8086347	NW METAL FINISHING	\$218.80
4/21/26	8086348	HEATERCRAFT PRODUCTS LLC	\$374.50
4/21/26	8086349	THE PAPE GROUP	\$4,554.51
4/21/26	8086350	RADAR ENGINEERS INC	\$728.64
4/21/26	8086351	REECE CONSTRUCTION COMPANY	\$1,329.92
4/21/26	8086352	RADIATE HOLDINGS LP	\$3,610.80
4/21/26	8086353	CAPFINANCIAL PARTNERS LLC	\$2,500.00
4/21/26	8086354	NORTHWEST FIBER LLC	\$120.00
4/21/26	8086355	GREAT BLUE RESEARCH INC	\$12,375.00
4/21/26	8086356	OBERON WA LLC	\$10,049.94
4/21/26	8086357	BF VENTTURES LLC	\$15,412.76
4/21/26	8086358	PROSCI INC	\$5,798.20
4/21/26	8086359	ROYAL HOLDCO CORP	\$1,899.40
4/21/26	8086360	AVI-SPL LLC	\$25,219.77
4/21/26	8086361	NORTHWEST EQUIPMENT GROUP LLC	\$527.43
4/21/26	8086362	ARROW INSULATION INC	\$2,302.00
4/21/26	8086363	BREEZE FREE INC	\$841.99
4/21/26	8086364	BRENNAN HEATING & AC LLC	\$2,675.00
4/21/26	8086365	CITY OF LYNNWOOD	\$255,228.51
4/21/26	8086366	CITY OF MUKILTEO	\$105,655.41
4/21/26	8086367	CITY OF SNOHOMISH	\$64,340.98
4/21/26	8086368	SELECT AIR SERVICES INC	\$2,625.00
4/21/26	8086369	GBL II INC	\$925.00
4/21/26	8086370	HAUSMEISTER HOME SERVICES INC	\$1,682.00

Detailed Disbursement Report

Accounts Payable Warrants			
Payment Date	Payment Ref Nbr	Payee	Amount
4/21/26	8086371	OVATION AT PAINE FIELD LLC	\$113,210.00
4/23/26	8086372	CONNER HOMES AT GREENWALK PARK LLC	\$4,759.30
4/23/26	8086373	ETTA FRIEDMAN	\$1,714.80
4/23/26	8086374	IRON MOUNTAIN QUARRY LLC	\$247.53
4/23/26	8086375	ISLAND COUNTY	\$305.50
4/23/26	8086376	KENT D BRUCE	\$293.55
4/23/26	8086377	LANGUAGE LINE SERVICES INC	\$5,243.99
4/23/26	8086378	LEXISNEXIS RISK DATA MANAGEMENT INC	\$219.80
4/23/26	8086379	REGIONAL DISPOSAL COMPANY	\$47,200.92
4/23/26	8086380	SNOHOMISH COUNTY	\$10.00
4/23/26	8086381	SOUND PUBLISHING INC	\$2,904.00
4/23/26	8086382	UNITED LABORATORIES INC	\$4,351.65
4/23/26	8086383	STATE OF WASHINGTON	\$74,537.20
4/23/26	8086384	ALDERWOOD WATER & WASTEWATER DISTRI	\$152.12
4/23/26	8086385	BICKFORD MOTORS INC	\$364.17
4/23/26	8086386	CEATI INTERNATIONAL INC	\$19,000.00
4/23/26	8086387	CINTAS CORPORATION NO 2	\$54.40
4/23/26	8086388	DIRECTV ENTERTAINMENT HOLDINGS LLC	\$179.99
4/23/26	8086389	PACIFIC PUBLISHING CO INC	\$730.80
4/23/26	8086390	TWELVE THIRTY ONE INCORPORATED	\$875.90
4/23/26	8086391	CITY OF EVERETT	\$320,375.50
4/23/26	8086392	ACCORD CONTRACTORS LLC	\$101,839.00
4/23/26	8086393	NORTH SOUND AUTO GROUP LLC	\$424.65
4/23/26	8086394	PNG MEDIA LLC	\$708.64
4/23/26	8086395	FERGUSON ENTERPRISES LLC	\$207.70
4/23/26	8086396	KIMLEY-HORN AND ASSOCIATES INC	\$16,789.67
4/23/26	8086397	CHEMI GREEN SOLUTIONS LLC	\$649.48
4/23/26	8086398	CLOUD COVER MEDIA INC	\$86.00
4/23/26	8086399	MEGAN CONNELL	\$922.00
4/23/26	8086400	DONALD R NICHOLS JR	\$2,700.00
4/23/26	8086401	HOWARD D MCFARLAND	\$2,675.00
4/23/26	8086402	PARAGON HEATING AND HOME	\$2,675.00

Detailed Disbursement Report

Accounts Payable Warrants			
Payment Date	Payment Ref Nbr	Payee	Amount
4/23/26	8086403	FAST HOME SERVICES LLC	\$2,675.00
Total:			\$4,745,192.28

Detailed Disbursement Report

Accounts Payable ACH			
Payment Date	Payment Ref Nbr	Payee	Amount
4/13/26	6063310	FASTENAL COMPANY	\$259.64
4/13/26	6063311	GLOBAL RENTAL COMPANY INC	\$10,488.00
4/13/26	6063312	HOWARD INDUSTRIES INC	\$72,224.08
4/13/26	6063313	NELSON DISTRIBUTING INC	\$5,416.75
4/13/26	6063314	NORTH COAST ELECTRIC COMPANY	\$2,491.61
4/13/26	6063315	NORTHWEST LOGO PRODUCTS LLC	\$21,615.35
4/13/26	6063316	PETROCARD INC	\$113,342.59
4/13/26	6063317	ROMAINE ELECTRIC CORP	\$69.12
4/13/26	6063318	RWC INTERNATIONAL LTD	\$845.86
4/13/26	6063319	SCHWEITZER ENGINEERING LAB INC	\$3,374.90
4/13/26	6063320	SISKUN INC	\$1,870.01
4/13/26	6063321	SHI INTERNATIONAL CORP	\$12,211.72
4/13/26	6063322	TOPSOILS NORTHWEST INC	\$1,395.00
4/13/26	6063323	WEST COAST PAPER CO	\$6,963.26
4/13/26	6063324	VW GRAINGER INC	\$1,903.95
4/13/26	6063325	CHAMPION BOLT & SUPPLY INC	\$185.74
4/13/26	6063326	COLEHOUR & COHEN INC	\$24,452.22
4/13/26	6063327	GENERAL PACIFIC INC	\$4,425.41
4/13/26	6063328	HOGLUNDS TOP SHOP INC	\$1,697.96
4/13/26	6063329	LENZ ENTERPRISES INC	\$130.68
4/13/26	6063330	ROHLINGER ENTERPRISES INC	\$1,364.30
4/13/26	6063331	RUBATINO REFUSE REMOVAL LLC	\$1,656.74
4/13/26	6063332	SENSUS USA INC	\$675,231.29
4/13/26	6063333	TECHPOWER SOLUTIONS INC	\$10,660.30
4/13/26	6063334	TOTAL LANDSCAPE CORP	\$18,669.73
4/13/26	6063335	TYNDALE ENTERPRISES INC	\$30,437.07
4/13/26	6063336	WESTERN SAFETY PRODUCTS INC	\$123.98
4/13/26	6063337	ZIPPER GEO ASSOCIATES LLC	\$12,287.50
4/13/26	6063338	GRID SOLUTIONS US LLC	\$67,961.06
4/13/26	6063339	GRAYBAR ELECTRIC CO INC	\$597.67
4/13/26	6063340	ALTEC INDUSTRIES INC	\$154.63
4/13/26	6063341	ANIXTER INC	\$94,506.73

Detailed Disbursement Report

Accounts Payable ACH			
Payment Date	Payment Ref Nbr	Payee	Amount
4/13/26	6063342	TRAFFIC CONTROL PLAN CO OF WA LLC	\$175.00
4/13/26	6063343	ANDREW JORDAN HARPER	\$2,071.03
4/13/26	6063344	CENVEO WORLDWIDE LIMITED	\$3,106.76
4/13/26	6063345	HARMSEN LLC	\$990.00
4/13/26	6063346	WILLDAN ENERGY SOLUTIONS INC	\$2,840.00
4/13/26	6063347	TRC ENGINEERS INC	\$65,027.11
4/13/26	6063348	BORDER STATES INDUSTRIES INC	\$142.87
4/13/26	6063349	DNV USA INC	\$3,756.00
4/13/26	6063350	GMES LLC	\$494.00
4/13/26	6063351	TESSCO TECHNOLOGIES INC	\$98.91
4/13/26	6063352	CURALINC LLC	\$3,678.00
4/13/26	6063353	MOBILIZZ USA INC	\$747.32
4/13/26	6063354	HOME COMFORT ALLIANCE LLC	\$16,650.00
4/13/26	6063355	LESLEY MAAS	\$2,213.00
4/14/26	6063356	ALASKAN COPPER & BRASS CO	\$106.87
4/14/26	6063357	HOWARD INDUSTRIES INC	\$217,571.23
4/14/26	6063358	NORTH COAST ELECTRIC COMPANY	\$14,264.39
4/14/26	6063359	SCHWEITZER ENGINEERING LAB INC	\$31,767.15
4/14/26	6063360	STELLAR INDUSTRIAL SUPPLY INC	\$4,841.41
4/14/26	6063361	SUBURBAN PROPANE LP	\$1,156.07
4/14/26	6063362	TOPSOILS NORTHWEST INC	\$465.00
4/14/26	6063363	ECOLIGHTS NORTHWEST LLC	\$1,044.66
4/14/26	6063364	GENERAL PACIFIC INC	\$24,606.61
4/14/26	6063365	LI IMMIGRATION LAW PLLC	\$1,970.00
4/14/26	6063366	RICOH USA INC	\$31,274.04
4/14/26	6063367	ROHLINGER ENTERPRISES INC	\$1,690.70
4/14/26	6063368	RUBATINO REFUSE REMOVAL LLC	\$5,364.72
4/14/26	6063369	SENSUS USA INC	\$184,005.57
4/14/26	6063370	WETHERHOLT & ASSOCIATES INC	\$1,621.25
4/14/26	6063371	ALTEC INDUSTRIES INC	\$887.76
4/14/26	6063372	ANIXTER INC	\$608.85
4/14/26	6063373	SEATTLE NUT & BOLT LLC	\$294.04

Detailed Disbursement Report

Accounts Payable ACH			
Payment Date	Payment Ref Nbr	Payee	Amount
4/14/26	6063374	TRAFFIC CONTROL PLAN CO OF WA LLC	\$175.00
4/14/26	6063375	RESOURCE INNOVATIONS INC	\$75,000.00
4/14/26	6063376	HARMSSEN LLC	\$4,098.75
4/14/26	6063377	FLEET SERVICE VEHICLE REPAIR LLC	\$217.53
4/14/26	6063378	PUGET SOUND HARDWARE INC	\$18,113.72
4/14/26	6063379	ALEXANDRA LEGARE	\$3,089.68
4/14/26	6063380	JAMIE KISS	\$2,361.66
4/14/26	6063381	JENSEN ENTERPRISES INC	\$7,041.29
4/14/26	6063382	LUMEN TACTICAL LLC	\$388.45
4/14/26	6063383	MOBILIZZ USA INC	\$14,650.70
4/14/26	6063384	THE CONTROLS GROUP SERVICES INC	\$12,294.16
4/14/26	6063385	HOME COMFORT ALLIANCE LLC	\$8,425.00
4/14/26	6063386	SUPER ATTIC SOLUTIONS INC	\$2,818.00
4/14/26	6063387	JASON ZYSKOWSKI	\$145.04
4/14/26	6063388	JAMESON OAKES	\$102.00
4/14/26	6063389	TIERRA BOVEY	\$175.88
4/14/26	6063390	XENYA WHITE	\$95.70
4/15/26	6063391	CENTRAL WELDING SUPPLY CO INC	\$617.43
4/15/26	6063392	HARGIS ENGINEERS INC	\$4,318.00
4/15/26	6063393	NORTHSTAR CHEMICAL INC	\$1,495.67
4/15/26	6063394	PACIFIC TOPSOILS INC	\$127.63
4/15/26	6063395	PETROCARD INC	\$47,316.39
4/15/26	6063396	ROMAINE ELECTRIC CORP	\$1,332.24
4/15/26	6063397	STELLAR INDUSTRIAL SUPPLY INC	\$651.49
4/15/26	6063398	TOPSOILS NORTHWEST INC	\$930.00
4/15/26	6063399	UNITED PARCEL SERVICE	\$332.21
4/15/26	6063400	GORDON TRUCK CENTERS INC	\$108.39
4/15/26	6063401	LENZ ENTERPRISES INC	\$51.32
4/15/26	6063402	NORTHWEST CASCADE INC	\$188.77
4/15/26	6063403	PACO VENTURES LLC	\$63,632.10
4/15/26	6063404	RUBATINO REFUSE REMOVAL LLC	\$1,997.45
4/15/26	6063405	SOUND SAFETY PRODUCTS CO INC	\$1,790.30

Detailed Disbursement Report

Accounts Payable ACH			
Payment Date	Payment Ref Nbr	Payee	Amount
4/15/26	6063406	T-MOBILE USA INC	\$1,006.04
4/15/26	6063407	ALTEC INDUSTRIES INC	\$126.84
4/15/26	6063408	ANIXTER INC	\$3,461.85
4/15/26	6063409	MOTION & FLOW CONTROL PRODUCTS INC	\$3,858.43
4/15/26	6063410	REXEL USA INC	\$956.27
4/15/26	6063411	WELLNESS BY WISHLIST INC	\$1,709.61
4/15/26	6063412	DRY BOX INC	\$2,132.12
4/15/26	6063413	KPOCH INTERMEDIATE INC	\$708.22
4/15/26	6063414	WEG TRANSFORMERS USA LLC	\$263,853.40
4/15/26	6063415	STEVEN THOMPSON	\$20,000.00
4/15/26	6063416	AA REMODELING LLC	\$596.00
4/15/26	6063417	JOSEPH RIFE	\$175.00
4/15/26	6063418	JAMES MILLER	\$200.00
4/15/26	6063419	KIMBERLY HAUGEN	\$1,320.13
4/15/26	6063420	SANJEEV FARWAHA	\$2,638.42
4/15/26	6063421	BRANDON PHAN	\$200.00
4/15/26	6063422	JOHN HAARLOW	\$1,680.59
4/15/26	6063423	MATTHEW HOFFMAN	\$1,081.13
4/15/26	6063424	DEEPA SHIVNANI	\$930.80
4/15/26	6063425	NICHOLAS HAUG	\$390.80
4/16/26	6063426	ASPLUNDH TREE EXPERT LLC	\$60,188.19
4/16/26	6063427	HOWARD INDUSTRIES INC	\$72,224.08
4/16/26	6063428	NORTH COAST ELECTRIC COMPANY	\$9,558.11
4/16/26	6063429	NORTHWEST POWER POOL CORP	\$8,937.51
4/16/26	6063430	RWC INTERNATIONAL LTD	\$811.84
4/16/26	6063431	SEAHURST ELECTRIC CO INC	\$1,731.31
4/16/26	6063432	TOPSOILS NORTHWEST INC	\$620.00
4/16/26	6063433	UNITED PARCEL SERVICE	\$140.09
4/16/26	6063434	BENS CLEANER SALES INC	\$1,204.52
4/16/26	6063435	DESIGNER DECAL INC	\$1,807.31
4/16/26	6063436	EASTSIDE SAW & SALES INC	\$110.64
4/16/26	6063437	NORTHWEST TOWER ENGINEERING PLLC	\$1,207.00

Detailed Disbursement Report

Accounts Payable ACH			
Payment Date	Payment Ref Nbr	Payee	Amount
4/16/26	6063438	SWC ENTERPRISES LLC	\$857.22
4/16/26	6063439	SENSUS USA INC	\$75,083.68
4/16/26	6063440	TECH PRODUCTS INC	\$435.00
4/16/26	6063441	TRIANGLE ASSOCIATES INC	\$9,697.75
4/16/26	6063442	TYNDALE ENTERPRISES INC	\$3,606.45
4/16/26	6063443	WALTER E NELSON CO OF WESTERN WA	\$597.02
4/16/26	6063444	ALTEC INDUSTRIES INC	\$228.52
4/16/26	6063445	REXEL USA INC	\$382.61
4/16/26	6063446	LITE-ON TECHNOLOGY USA INC	\$133.07
4/16/26	6063447	GLASS FIX LLC	\$329.70
4/16/26	6063448	HOUGH BECK & BAIRD INC	\$4,770.82
4/16/26	6063449	TOYOTA MATERIAL HANDLING NW INC	\$2,426.17
4/16/26	6063450	LUMEN TACTICAL LLC	\$900.00
4/16/26	6063451	TESSCO TECHNOLOGIES INC	\$106.56
4/16/26	6063452	KEITHLY BARBER ASSOCIATES INC	\$244.63
4/16/26	6063453	ON-SITE ENVIRONMENTAL INC	\$180.00
4/16/26	6063454	FARWEST STEEL CORPORATION	\$603.29
4/16/26	6063455	KASISI HARRIS	\$1,250.00
4/16/26	6063456	AMERICAN CRAWLSPACE & PEST SERVICES	\$673.00
4/16/26	6063457	JAMES MILLER	\$547.95
4/16/26	6063458	DANIEL MOULTON	\$457.72
4/16/26	6063459	JESSICA SPAHR	\$3,246.28
4/16/26	6063460	SCOTT SPAHR	\$365.40
4/16/26	6063461	JONATHAN KUBAT	\$824.98
4/16/26	6063462	LAUREN WAY	\$866.64
4/16/26	6063463	COLT SANSAYER	\$179.00
4/16/26	6063464	NATHANIAL JENSEN	\$175.00
4/16/26	6063465	JOEL CAIRNS	\$873.24
4/16/26	6063466	CASEY LONG	\$75.42
4/16/26	6063467	DUSTIN PITTIS	\$679.90
4/16/26	6063468	BERACA LUBOYA	\$5,250.00
4/16/26	6063469	TRISHA JORGENSON	\$233.80

Detailed Disbursement Report

Accounts Payable ACH			
Payment Date	Payment Ref Nbr	Payee	Amount
4/16/26	6063470	ARIN RICCHIUTI	\$2,600.23
4/17/26	6063471	RUBATINO REFUSE REMOVAL LLC	\$3,736.67
4/17/26	6063472	TWILIO INC	\$9,191.67
4/17/26	6063473	MOBILIZZ USA INC	\$321.30
4/17/26	6063474	ON-SITE ENVIRONMENTAL INC	\$232.00
4/17/26	6063475	WSP USA INC	\$718.36
4/17/26	6063476	WASHINGTON ENERGY SERVICES COMPANY	\$176.00
4/17/26	6063477	ADRIAN SARDANETA	\$110.00
4/17/26	6063478	GARRISON MARR	\$632.52
4/17/26	6063479	KASSIDI NEAL	\$157.00
4/17/26	6063480	AUSTIN DANIEL	\$175.00
4/17/26	6063481	SOPHIA HITSKY	\$319.08
4/20/26	6063482	DAVID EVANS & ASSOCIATES INC	\$695.50
4/20/26	6063483	IIA LIFTING SERVICES INC	\$5,505.00
4/20/26	6063484	HOWARD INDUSTRIES INC	\$272,879.50
4/20/26	6063485	MCMASTER-CARR SUPPLY CO	\$86.04
4/20/26	6063486	NORTH COAST ELECTRIC COMPANY	\$18,571.32
4/20/26	6063487	OPEN TEXT INC	\$554,084.76
4/20/26	6063488	PARAMETRIX INC	\$17,859.25
4/20/26	6063489	PETROCARD INC	\$5,473.28
4/20/26	6063490	ROMAINE ELECTRIC CORP	\$4,242.05
4/20/26	6063491	RWC INTERNATIONAL LTD	\$1,587.38
4/20/26	6063492	SCHWEITZER ENGINEERING LAB INC	\$568.40
4/20/26	6063493	TOPSOILS NORTHWEST INC	\$4,771.36
4/20/26	6063494	TFS ENERGY LLC	\$951.83
4/20/26	6063495	TULLETT PREBON AMERICAS CORP	\$1,000.00
4/20/26	6063496	GORDON TRUCK CENTERS INC	\$10,005.66
4/20/26	6063497	VAN NESS FELDMAN LLP	\$5,692.00
4/20/26	6063498	WW GRAINGER INC	\$3,292.51
4/20/26	6063499	DOBBS HEAVY DUTY HOLDINGS LLC	\$495.63
4/20/26	6063500	GENERAL PACIFIC INC	\$13,333.06
4/20/26	6063501	POWER ENGINEERS INC	\$9,268.37

Detailed Disbursement Report

Accounts Payable ACH			
Payment Date	Payment Ref Nbr	Payee	Amount
4/20/26	6063502	RICOH USA INC	\$409.03
4/20/26	6063503	LOUIS F MATHESON CONSTRUCTION INC	\$452.86
4/20/26	6063504	ROHLINGER ENTERPRISES INC	\$4,173.32
4/20/26	6063505	SWC ENTERPRISES LLC	\$8,241.41
4/20/26	6063506	SENSUS USA INC	\$62,313.30
4/20/26	6063507	BRENT STAINER	\$2,500.00
4/20/26	6063508	WALTER E NELSON CO OF WESTERN WA	\$4,003.03
4/20/26	6063509	WESTON SERVICES INC	\$6,484.43
4/20/26	6063510	GRAYBAR ELECTRIC CO INC	\$560.98
4/20/26	6063511	ALTEC INDUSTRIES INC	\$714.35
4/20/26	6063512	ANIXTER INC	\$37,041.03
4/20/26	6063513	MOTION & FLOW CONTROL PRODUCTS INC	\$3,453.32
4/20/26	6063514	API GROUP LIFE SAFETY USA LLC	\$3,273.00
4/20/26	6063515	REXEL USA INC	\$167.05
4/20/26	6063516	ID LABELING SYSTEMS	\$3,386.89
4/20/26	6063517	RESOURCE INNOVATIONS INC	\$9,930.00
4/20/26	6063518	CENVEO WORLDWIDE LIMITED	\$2,943.56
4/20/26	6063519	HARNISH GROUP INC	\$934.68
4/20/26	6063520	ADVANCED GOVERNMENT SERVICES LLC	\$73,282.71
4/20/26	6063521	KNIME INC	\$56,871.05
4/20/26	6063522	MORGAN INDUSTRIAL INC	\$16,430.05
4/20/26	6063523	TRC ENGINEERS INC	\$153,894.77
4/20/26	6063524	BORDER STATES INDUSTRIES INC	\$7,082.73
4/20/26	6063525	PURCELL TIRE & RUBBER COMPANY	\$1,854.19
4/20/26	6063526	TERNIO II INC	\$300.00
4/20/26	6063527	NOKIA OF AMERICA CORP	\$656.10
4/20/26	6063528	COFFMAN ENGINEERS INC	\$6,672.91
4/20/26	6063529	IDERA INC	\$6,493.33
4/20/26	6063530	AMERICAN CRAWLSPACE & PEST SERVICES	\$3,010.00
4/20/26	6063531	SUPER ATTIC SOLUTIONS INC	\$2,847.00
4/20/26	6063532	CRAWL PROS HOLDINGS INC	\$575.00
4/21/26	6063533	HARGIS ENGINEERS INC	\$5,647.00

Detailed Disbursement Report

Accounts Payable ACH			
Payment Date	Payment Ref Nbr	Payee	Amount
4/21/26	6063534	HOWARD INDUSTRIES INC	\$194,948.32
4/21/26	6063535	IBEW LOCAL 77	\$106,207.02
4/21/26	6063536	NORTH COAST ELECTRIC COMPANY	\$1,436.52
4/21/26	6063537	OPEN TEXT INC	\$10,597.88
4/21/26	6063538	RWC INTERNATIONAL LTD	\$2,513.76
4/21/26	6063539	STELLAR INDUSTRIAL SUPPLY INC	\$288.27
4/21/26	6063540	STELLA-JONES CORPORATION	\$41,205.54
4/21/26	6063541	ANDERSON HUNTER LAW FIRM PS	\$3,101.19
4/21/26	6063542	CELLCO PARTNERSHIP	\$55,321.99
4/21/26	6063543	CHAMPION BOLT & SUPPLY INC	\$204.41
4/21/26	6063544	DICKS TOWING INC	\$682.34
4/21/26	6063545	DUNLAP INDUSTRIAL HARDWARE INC	\$9,877.81
4/21/26	6063546	ENTERPRISE FABRICATORS CO INC	\$35,426.00
4/21/26	6063547	LONE MOUNTAIN COMMUNICATIONS LLC	\$31,088.75
4/21/26	6063548	NVL LABORATORIES INC	\$55.50
4/21/26	6063549	PORTAGE BAY SOLUTIONS INC	\$391.79
4/21/26	6063550	WESTERN SAFETY PRODUCTS INC	\$238.48
4/21/26	6063551	ALTEC INDUSTRIES INC	\$12,832.13
4/21/26	6063552	ANIXTER INC	\$207,832.34
4/21/26	6063553	API GROUP LIFE SAFETY USA LLC	\$6,294.00
4/21/26	6063554	BALLARD INDUSTRIAL INC	\$4,965.58
4/21/26	6063555	FLEET SERVICE VEHICLE REPAIR LLC	\$591.98
4/21/26	6063556	TRC ENGINEERS INC	\$140,663.21
4/21/26	6063557	PACHECOS LANDSCAPING LLC	\$8,733.00
4/21/26	6063558	MARIAN DACCA PUBLIC AFFAIRS LLC	\$9,683.00
4/21/26	6063559	RODDAN INDUSTRIAL LLC	\$11,689.80
4/21/26	6063560	TESSCO TECHNOLOGIES INC	\$2,029.20
4/21/26	6063561	WSP USA INC	\$1,314.26
4/21/26	6063562	STEVEN THOMPSON	\$20,000.00
4/21/26	6063563	AMERICAN CRAWLSPACE & PEST SERVICES	\$3,087.00
4/21/26	6063564	COZY HEATING INC	\$11,300.00
4/21/26	6063565	WASHINGTON ENERGY SERVICES COMPANY	\$2,000.00

Detailed Disbursement Report

Accounts Payable ACH			
Payment Date	Payment Ref Nbr	Payee	Amount
4/21/26	6063566	HOME COMFORT ALLIANCE LLC	\$8,450.00
4/21/26	6063567	RELIANCE US HOLDINGS II LLC	\$2,875.00
4/21/26	6063568	CRAWL PROS HOLDINGS INC	\$2,505.50
4/21/26	6063569	MICHAEL SCHUTT	\$185.80
4/21/26	6063570	SCOTT PACKEBUSH	\$185.00
4/21/26	6063571	KIMBERLY HAUGEN	\$693.91
4/21/26	6063572	DAVID POPACH	\$708.44
4/21/26	6063573	SOREN WELLMAN	\$722.42
4/21/26	6063574	ALEXANDER LAIRD	\$31.98
4/21/26	6063575	ORION EATON	\$1,843.59
4/22/26	6063576	CDW LLC	\$4,044.32
4/22/26	6063577	CENTRAL WELDING SUPPLY CO INC	\$165.82
4/22/26	6063578	DAVID EVANS & ASSOCIATES INC	\$9,826.00
4/22/26	6063579	ROMAINE ELECTRIC CORP	\$1,474.00
4/22/26	6063580	RWC INTERNATIONAL LTD	\$1,937.86
4/22/26	6063581	SAUBER MANUFACTURING CO	\$636.17
4/22/26	6063582	SHI INTERNATIONAL CORP	\$12,662.74
4/22/26	6063583	STELLA-JONES CORPORATION	\$82,515.64
4/22/26	6063584	UNITED PARCEL SERVICE	\$166.74
4/22/26	6063585	GORDON TRUCK CENTERS INC	\$73.25
4/22/26	6063586	CELLCO PARTNERSHIP	\$1,828.81
4/22/26	6063587	CUZ CONCRETE PRODUCTS INC	\$4,490.36
4/22/26	6063588	GENERAL PACIFIC INC	\$7,601.56
4/22/26	6063589	HOGLUNDS TOP SHOP INC	\$274.75
4/22/26	6063590	SWC ENTERPRISES LLC	\$1,149.55
4/22/26	6063591	SEATTLE AUTOMOTIVE DISTRIBUTING INC	\$351.60
4/22/26	6063592	SOUND SAFETY PRODUCTS CO INC	\$3,559.48
4/22/26	6063593	WALTER E NELSON CO OF WESTERN WA	\$235.52
4/22/26	6063594	ALTEC INDUSTRIES INC	\$26,215.25
4/22/26	6063595	RODDAN INDUSTRIAL LLC	\$60,597.46
4/22/26	6063596	ON-SITE ENVIRONMENTAL INC	\$234.00
4/22/26	6063597	WILLIAM MEYER	\$56.56

Detailed Disbursement Report

Accounts Payable ACH			
Payment Date	Payment Ref Nbr	Payee	Amount
4/22/26	6063598	SLADE WILLS	\$1,142.83
4/22/26	6063599	CHRISTINA BRUECKNER	\$54.38
4/22/26	6063600	ALYSSIA RHOADS	\$263.92
4/22/26	6063601	GENEVIEVE BARNHART	\$572.42
4/22/26	6063602	JEFFREY COLON	\$1,427.85
4/22/26	6063603	LAURA WILSON	\$65.58
4/22/26	6063604	CLAUDIU LAZAR	\$537.86
4/22/26	6063605	TREVOR NORDQUIST	\$849.22
4/23/26	6063606	ASPLUNDH TREE EXPERT LLC	\$49,346.05
4/23/26	6063607	IIA LIFTING SERVICES INC	\$355.00
4/23/26	6063608	DOBLE ENGINEERING CO	\$896.00
4/23/26	6063609	GLOBAL RENTAL COMPANY INC	\$8,924.40
4/23/26	6063610	JACO ANALYTICAL LAB INC	\$2,744.32
4/23/26	6063611	NORTH COAST ELECTRIC COMPANY	\$5,677.58
4/23/26	6063612	PACIFIC TOPSOILS INC	\$164.52
4/23/26	6063613	PUGET SOUND ENERGY INC	\$2,220.67
4/23/26	6063614	RWC INTERNATIONAL LTD	\$1,984.61
4/23/26	6063615	SISKUN INC	\$6,492.83
4/23/26	6063616	OTT HYDROMET CORP	\$1,167.14
4/23/26	6063617	TULLETT PREBON AMERICAS CORP	\$1,000.00
4/23/26	6063618	WW GRAINGER INC	\$705.92
4/23/26	6063619	DICKS TOWING INC	\$682.34
4/23/26	6063620	GREAT WESTERN INK INC	\$961.90
4/23/26	6063621	LONGS LANDSCAPE LLC	\$1,082.52
4/23/26	6063622	NORTHWEST CASCADE INC	\$437.88
4/23/26	6063623	SENSUS USA INC	\$677,907.16
4/23/26	6063624	ALTEC INDUSTRIES INC	\$1,689.43
4/23/26	6063625	ANIXTER INC	\$11,434.00
4/23/26	6063626	TRAFFIC CONTROL PLAN CO OF WA LLC	\$1,225.00
4/23/26	6063627	RADIANS INC	\$829.44
4/23/26	6063628	MARTIN ENERGY GROUP SERVICES LLC	\$140.81
4/23/26	6063629	DRY BOX INC	\$10,820.70

Detailed Disbursement Report

Accounts Payable ACH			
Payment Date	Payment Ref Nbr	Payee	Amount
4/23/26	6063630	GLASS FIX LLC	\$1,851.82
4/23/26	6063631	RODDAN INDUSTRIAL LLC	\$13,705.75
4/23/26	6063632	WASHINGTON ENERGY SERVICES COMPANY	\$975.00
4/23/26	6063633	DANIEL LUU	\$128.00
4/23/26	6063634	NICHELE HALL	\$59.09
4/23/26	6063635	MATTHEW BENZIN	\$2,055.00
4/23/26	6063636	LULU ZHAO	\$98.40
4/23/26	6063637	BEAU GARRISON	\$6.33
4/23/26	6063638	KEVIN DAVIS	\$1,078.44
4/24/26	6063639	HOWARD INDUSTRIES INC	\$210,207.93
4/24/26	6063640	PUGET SOUND ENERGY INC	\$1,287.80
4/24/26	6063641	SUBURBAN PROPANE LP	\$1,130.36
4/24/26	6063642	CELLCO PARTNERSHIP	\$6,089.70
4/24/26	6063643	BRIAN DAVIS ENTERPRISES INC	\$956.24
4/24/26	6063644	VALMONT TELECOMMUNICATIONS INC	\$7,798.64
4/24/26	6063645	GRAVITEC SYSTEMS INC	\$12,172.94
4/24/26	6063646	WRIKE INC	\$3,270.62
4/24/26	6063647	SECURIAN LIFE INSURANCE CO	\$18,076.97
4/24/26	6063648	WSP USA INC	\$161.60
4/24/26	6063649	COZY HEATING INC	\$2,625.00
4/24/26	6063650	SUPER ATTIC SOLUTIONS INC	\$1,585.00
4/24/26	6063651	RELIANCE US HOLDINGS II LLC	\$4,850.00
4/24/26	6063652	JEFFREY ROBERTS	\$46.98
4/24/26	6063653	JANNE AVATARE	\$240.63
4/24/26	6063654	JESSE SCHONEMAN	\$75.42
4/24/26	6063655	ANDRA FLAHERTY	\$128.00
4/24/26	6063656	LISA PORTER	\$23.20
4/24/26	6063657	PAUL KISS	\$2,102.60

Total: \$6,377,297.89

Detailed Disbursement Report

Accounts Payable Wires			
Payment Date	Payment Ref Nbr	Payee	Amount
4/14/26	7003920	CRAWFORD & COMPANY	\$4,862.46
4/15/26	7003921	CHICAGO TITLE COMPANY	\$248,925.12
4/15/26	7003922	CRAWFORD & COMPANY	\$4,471.50
4/16/26	7003923	CRAWFORD & COMPANY	\$597.80
4/20/26	7003924	CITY OF SEATTLE	\$391,041.09
4/20/26	7003925	HAMPTON LUMBER MILLS-WA INC	\$107,871.16
4/20/26	7003926	WHEAT FIELD WIND POWER PROJECT LLC	\$2,195,294.84
4/20/26	7003927	CRAWFORD & COMPANY	\$1,696.77
4/20/26	7003928	AVANGRID POWER HOLDINGS INC	\$1,034,480.87
4/21/26	7003929	ICMA-RC	\$342,291.52
4/21/26	7003930	PUBLIC UTILITY DIST NO 1 OF SNOHOMI	\$20,793.16
4/21/26	7003931	ICMA-RC	\$912,613.12
4/23/26	7003932	CRAWFORD & COMPANY	\$762.27
4/24/26	7003933	CRAWFORD & COMPANY	\$1,982.98
Total:			\$5,267,684.66

Detailed Disbursement Report

Payroll			
Period End Date	Payment Ref Nbr	Payee	Amount
4/20/26	5300001527	PUD EMPLOYEES - DIRECT DEPOSIT	\$5,768,198.25
4/22/26	845673 - 845677	PUD EMPLOYEES - WARRANTS	\$17,605.87

Detailed Disbursement Report

Automatic Debit Payments			
Payment Date	Payment Ref Nbr	Payee	Amount
4/13/26	5300001522	STATE OF WA DEPT OF RETIR	\$1,823,797.05
4/16/26	5300001523	US POSTAL SVC	\$10,000.00
4/13/26	5300001524	WELLNESS BY WISHLIST INC	\$14,225.26
4/17/26	5300001525	WELLNESS BY WISHLIST INC	\$17,131.31
4/17/26	5300001526	LIBERTY MUTUAL GROUP DBA	\$3,886.35
4/21/26	5300001528	ADP INC	\$1,546,739.48
4/22/26	5300001529	WELLNESS BY WISHLIST INC	\$14,296.43
4/24/26	5300001530	STATE OF WA DEPT OF REVEN	\$3,298,647.57
4/24/26	5300001531	WELLNESS BY WISHLIST INC	\$9,163.09
4/24/26	5300001532	LIBERTY MUTUAL GROUP DBA	\$14,401.74
4/24/26	5300001533	STATE OF WA DEPT OF REVEN	\$123,966.42
Total:			\$6,876,254.70

Detailed Disbursement Report

Revolving Fund - Electronic Customer Refunds			
Payment Date	Payment Ref Nbr	Payee	Amount
4/13/26	000533277536	JOYCE MOLVIK	\$145.00
4/13/26	000533277537	JOYCE MOLVIK	\$145.00
4/13/26	000533277538	JOYCE MOLVIK	\$20.47
4/15/26	000533303329	SERENAH RIZERA	\$136.32
4/15/26	000533303330	ALEX TAYLOR	\$400.00
4/15/26	000533303331	TERESA GALVEZ	\$19.48
4/15/26	000533303332	THI NGUYEN	\$230.86
4/15/26	000533303333	TERESA GALVEZ	\$112.00
4/15/26	000533303334	JARIC PORTER	\$186.35
4/15/26	000533303335	THI NGUYEN	\$285.04
4/15/26	000533303336	TAYLOR TEAGUE	\$136.41
4/15/26	000533303337	THI NGUYEN	\$54.18
4/15/26	000533303338	IGOR KAITUKOV	\$102.60
4/15/26	000533303339	MICHAEL BELLMAN	\$378.74
4/15/26	000533303340	JARIC PORTER	\$54.67
4/15/26	000533303341	SAMANTHA VELAZQUEZ	\$632.00
4/16/26	000533315736	NICHOLAS AGDEPPA	\$144.30
4/16/26	000533315737	NICHOLAS AGDEPPA	\$72.15
4/16/26	000533315738	JESSICA ESCOBEDO	\$325.46
4/16/26	000533315739	LEEANN WIGGINS	\$139.79
4/16/26	000533315740	DANYLO LOPATSKYI	\$85.68
4/16/26	000533315741	DANYLO LOPATSKYI	\$11.29
4/16/26	000533315742	PAYTON MCINTIRE	\$96.37
4/16/26	000533315743	DANYLO LOPATSKYI	\$131.87
4/20/26	000533338481	OLIVIA LANGE	\$133.27
4/20/26	000533338482	BAILIE SHULTZ	\$139.58
4/21/26	000533353679	KYUNGOK NAM	\$190.18
4/21/26	000533353680	SALAH WAHEEB	\$207.37
4/22/26	000533361322	DALLAS GRANT	\$492.06
4/24/26	000533376405	MAILINA JORJU	\$97.07
4/24/26	000533376406	LISA WILLIAMS	\$75.21
4/24/26	000533376407	ESTEPHANIA DELGADILLO	\$80.39

Detailed Disbursement Report

Revolving Fund - Electronic Customer Refunds			
Payment Date	Payment Ref Nbr	Payee	Amount
4/24/26	000533376408	RINA KABUA	\$1,001.28
Total:			\$6,462.44



BUSINESS OF THE COMMISSION

Meeting Date: May 5, 2026

Agenda Item: 4

TITLE

CEO/General Manager’s Briefing and Study Session

SUBMITTED FOR: Briefing and Study Session

CEO/General Manager _____	John Haarlow _____	8473 _____
<i>Department</i>	<i>Contact</i>	<i>Extension</i>
Date of Previous Briefing: _____		
Estimated Expenditure: _____		Presentation Planned <input type="checkbox"/>

ACTION REQUIRED:

- Decision Preparation
- Policy Discussion
- Policy Decision
- Statutory
- Incidental (Information)
- Monitoring Report

SUMMARY STATEMENT:

Identify the relevant Board policies and impacts:

Executive Limitations, EL-9, Communications and Support to the Board – the CEO/General Manager shall...marshal for the board as many...points of view, issues and options as needed for fully informed Board choices.

List Attachments:

CEO/General Manager’s Briefing and Study Session attachments

A background image showing a group of people in an office setting. A man with a beard is pointing at a laptop screen, while a woman looks on. The image is dimmed and serves as a backdrop for the text.

SNOHOMISH
PUD

Energizing Life In Our Communities

Media Report

Aaron Swaney, Manager Corporate Communications

May 5, 2026



Media Coverage

SNOHOMISH
PUD
Energizing Life In Our Communities

MEDIA COVERAGE

Energy Block Party

Media coverage in Everett Herald, Lynnwood Times and April's Herald column.

Marketing effort:

- Advertisements – print, digital, radio and podcasts.
- Postcards to Everett ZIP codes.
- Social media.
- The Wire.

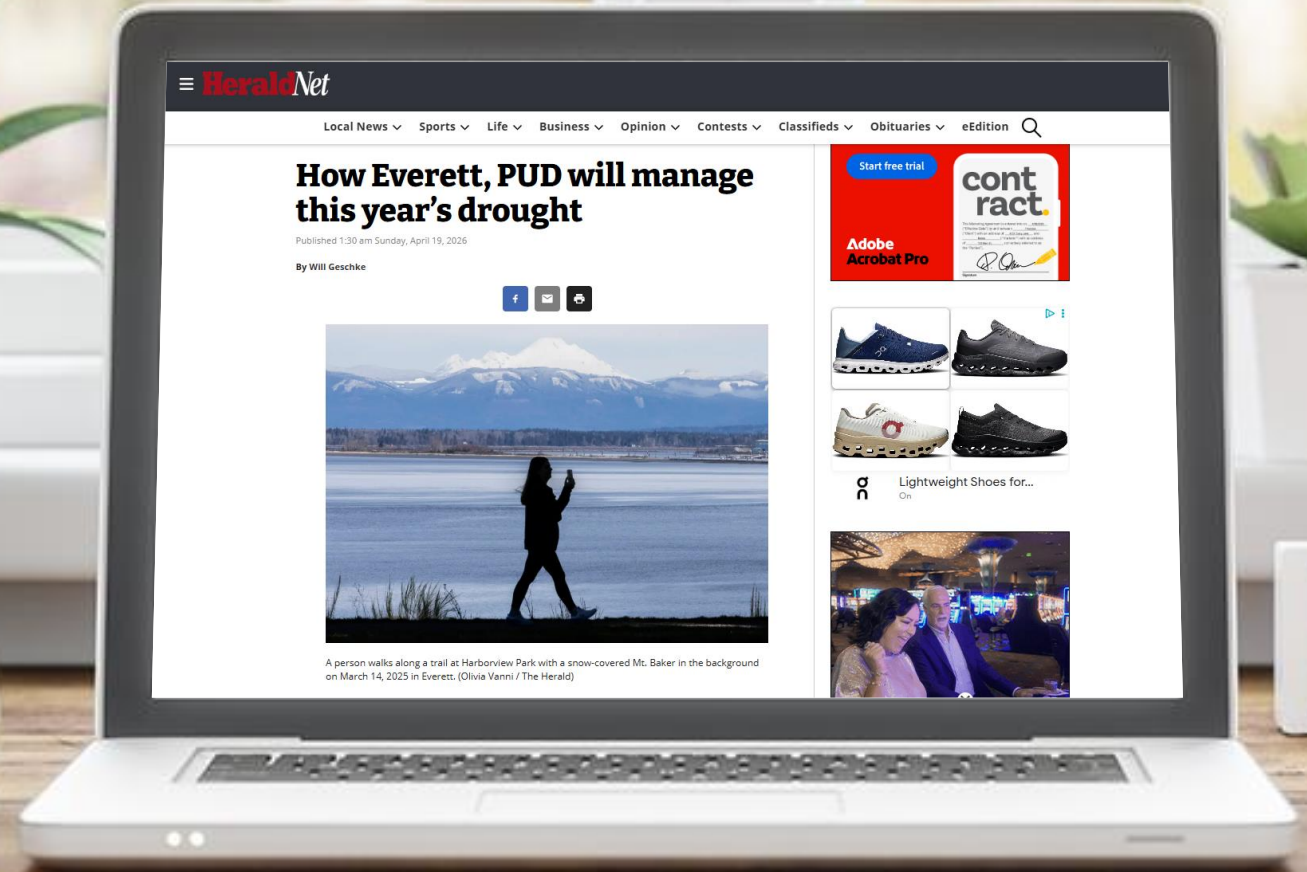


MEDIA COVERAGE

Drought Coverage In Herald

Reporter interviewed Natural Resources Manager Andrew McDonnell.

Message is large reservoirs like Spada protect drinking water resources, but more extreme weather could mean difficult decisions.



MEDIA COVERAGE

Camano Substation Ribbon Cutting

Coverage in Stanwood-Camano News.

Story focused on reliability, collaboration, and work brought in-house.

“You are delivering quality of life.” – Rick Larsen.



MEDIA COVERAGE

PUD Earns Multiple Safety Awards

Coverage in NWPPA, APPA,
Everett Herald, Lynnwood Times.

PUD honored with a Safety
Award of Excellence – Diamond.

PUD 3rd place in NWPPA Safety
Awards.



Media Coverage

Trees

Applications now open for next round of TREE Power program funding.

Press release on Arbor Day tree planting celebration.

Snohomish Tribune story on tree removal at library.

BPA Leadership

John Haarlow quoted specifying what attributes PUD is looking for in next BPA Administrator.

Story in RTO Insider.

Energy Saving Tips

Promoted in City of Arlington newsletter.

Low and no-cost tips regular feature in The Wire.

Working to improve JD Power Score.



Publications

SNOHOMISH
PUD
Energizing Life In Our Communities

PUBLICATION

The Wire

Focus is on what the PUD is doing to prevent wildfires and what customers can do – May is National Wildfire Awareness Month.

- Additional spotlights:
 - Employee Spotlight: March Employee of the Month Eric Schneider.
 - Meter access.
 - Conservation tip: Water.
 - Community Energy Run.

PUD
Energizing Life In Our Communities

THE WIRE

MAY 2026 / SNOAUD.COM

What We're Doing to Prevent Wildfires

Targeted Tree Trimming

PUD tree trimming crews are focusing their efforts on tree, limb and brush removal near power lines in areas with higher wildfire risk like Darrington, Mountain Loop Highway (Granite Falls), Gold Bar and Index.

Targeted Line Inspections

PUD is piloting drone inspections in areas with higher wildfire risk to identify items requiring maintenance, repair, and/or possible replacement.

Wireless Technology

Made possible by a \$30 million Department of Energy grant, the PUD's SnoSMART project will install wireless smart grid devices that can be remotely switched into wildfire settings when needed.

Crew Safety

When working in areas identified as high-ignition risk, PUD field crews carry fire tools that include 5-gallon backpack water sprayers. When the Department of Natural Resources' Industrial Fire Protection Level requires it, they'll carry 300-gallon water tanks with a pump.

What You Can Do

- ✓ Sign up for PUD Wildfire Alert email updates: snopud.com/wildfirealerts
- ✓ Build an emergency kit in case of a power outage. Learn more about what to include at snopud.com/emergencykit
- ✓ Sign up for Emergency Alerts: Learn about an emergency early by signing up for the county's Department of Emergency Management emergency alert system, SnoCoAlerts. To sign up, visit snocoalerts.snoco.org
- ✓ Bookmark the PUD's outage map to stay up to date on outages and information. You can sign up for outage text alerts on the map if you are impacted by an outage.

View/report outages at OUTAGEMAPS.SNOAUD.COM or report at (425) 783-1001

THE WIRE SNOHOMISH COUNTY PUD MAY 2026

Employee Spotlight: Eric Schneider

Eric Schneider, Chief Dam Safety Engineer, makes sure everything operates smoothly and safely for the PUD's Culmback Dam. He works with local emergency management departments, other municipalities, and consultants to complete a comprehensive assessment every five years. Eric has also helped with numerous projects at the PUD, including a complicated, wide-ranging cable replacement effort. He likes working out different scenarios ahead of time to ensure the PUD is prepared for a variety of situations.

Safety Spotlight: Meter access

It's important to ensure clear and safe access to your meter at all times. PUD representatives may need to maintain, service, read, or replace the meter. Clear access helps them complete tasks more efficiently and get to more customers who may need assistance.

Conservation Tip: water week

May 3-9 is Drinking Water Week! One way to conserve water is to keep cold water ready in the fridge, so you don't have to run the tap until it's cool.

Community Energy Run

Registration is now open for our inaugural Community Energy Run! Lace up your shoes and make a difference. The Community Energy Run is a 5K benefiting the Community Energy Fund, which provides critical assistance to Snohomish County and Camano Island families struggling to pay their utility bills. Learn more at snopud.com/run

\$2,500 reasons to keep it cool

Heat pumps heat and cool efficiently, plus your PUD offers rebates of up to \$2,500 for electrically heated homes. Big savings, no sweat! Learn more at snopud.com/cooling

SNOHOMISH COUNTY PUD
PUBLIC UTILITY DISTRICT NO. 1

Customer Service: (425) 783-1000
Monday-Friday, 8 am-5:30 pm
1-877-783-1000 outside Everett and in Western WA
Visit us online at snopud.com

Pay your bill:
1-888-909-4628
or online at
MY.SNOAUD.COM



Energizing Life In Our Communities

Economic Vitality Principles

Objective 3.2 Support the Economic Vitality of Our Communities

May 5, 2026

Jeffrey Bishop, Chief Financial Officer



Today's Purpose: Review the Governance Timeline for future adoption of Economic Vitality Principles.

This presentation is
meant to ensure the
Commission and Staff
are aligned on the
Governance Timeline.



Economic Vitality Principles – Governance Timeline

Board Touchpoints

5/5

Commission Meeting
– Confirm
governance timeline
and cadence (process
only)

6/23

Commission Meeting
– Review draft
principles; capture
questions and
direction

7/7

Commission Meeting
– Final consideration
and adoption by
resolution

Questions?





Washington's Clean Fuels Program

Electric Pathways for Transportation

May 5, 2026

Shelley Pattison, Senior Manager, Strategic Partnerships

Lisa DiMartino, Program Manager III

Prior Presentations: July 1, 2025

Purpose

Informational briefing to prepare for May 26, 2026, Board consideration.

Agenda

1. Clean Fuels Program Review.
2. The PUD's Electric Pathways for Transportation Pilot Launch.
3. Next Steps.

Clean Fuels Program Review

Administered by Washington Department of Ecology (Ecology)

- Clean Fuels Program (CFP) (Chapter 70A.535. RCW) was enacted May 2021 and updated in 2025 (HB1091/1409).
- The CFP aims to reduce greenhouse gas emissions and conventional air pollutants from transportation fuels used in Washington State by implementing the Clean Fuels Standard (CFS), which sets a Carbon Intensity (CI).
- The CFP uses a market-based credit program where fuel producers above the CI standard generate deficits and must purchase credits to meet CI targets.
- The PUD enrolled in the CFP in 2023 and developed the Electric Pathways for Transportation (EPT) program in 2025.
- The PUD sells credits, issued by Ecology, to generate funding for transportation electrification projects within our service territory.

Clean Fuels Program Review

Ecology's residential EV charging credit revenue requirements

All net revenue to be invested in transportation electrification projects as follows:

- Category 1 – Minimum 50% revenue:
 - List of greenhouse emissions reducing project types developed by Ecology and the Washington State Department of Transportation (WSDOT):
 - Examples: Electric Vehicles (EV) and EV chargers.
- Category 2 – Minimum 30% revenue:
 - Within or benefitting specific communities:
 - Examples: community engagement and delivery vehicle electrification.
- Category 3 – Maximum 20% revenue:
 - General transportation electrification projects:
 - Examples: customer make-ready and infrastructure projects.

Ecology required reporting:

- Residential credit transactions.
- Residential expenditures (by category).
- Customer programs (by project/program).

Clean Fuels Program Review

Washington State Utility Participants

- Avista (offered)
- Chelan PUD
- Clark PUD
- Cowlitz County PUD
- Douglas County PUD
- Franklin County PUD
- Jefferson PUD
- Klickitat PUD
- Lewis County PUD
- Mason PUD #3
- Okanogan County PUD
- Orcas Power and Light Coop
- Pacific PUD
- PacifiCorp
- Peninsula Light Co
- **Puget Sound Energy (offered)**
- **Seattle City Light (under development)**
- Skamania County PUD
- **Snohomish County PUD (offered)**
- **Tacoma Power (under development)**
- Wahkiakum County PUD

PUD's Electric Pathways for Transportation⁶

Pilot grant program – soft launch

- Funds Electric Vehicles (EV) and EV infrastructure within PUD territory.
- Non-residential PUD customers are eligible.
- Pilot grant window opened November 3, 2025, and closed March 31, 2026.
- 20 cities, non-profits, school districts and for-profit organizations applied:
 - Proposed projects include cars and light, medium and heavy-duty trucks and Level 2 and Level 3 charger installations.
 - Proposed project locations include Everett, Monroe, Stanwood, Snohomish, Lake Stevens, Bothell, Granite Falls, Tulalip and Arlington.
- Expected grant awards \$2- \$3MM.



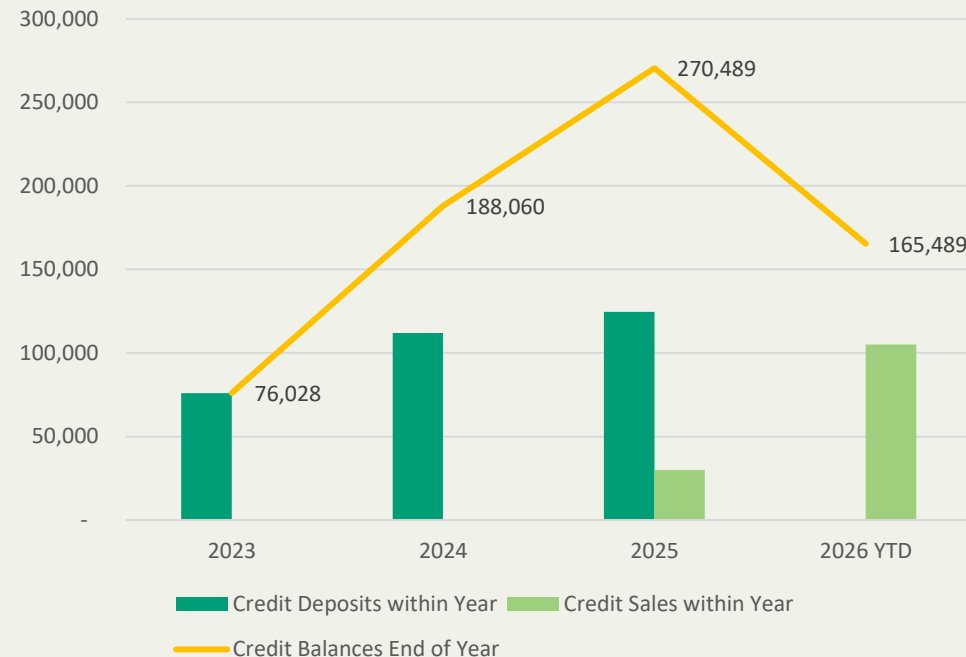
PUD's Electric Pathways for Transportation ⁷

Credit management aligns with program rollout

Ecology fully funds the PUD program

- Credit deposits accumulate year over year until they are sold.
- In 2025, the PUD began selling credits deposited in 2023 and 2024.
- Credit sales strategy considers credit market pricing, grant windows, and customer demand.
- Sales in 2025 and 2026 support both the current and next grant offering.

Electric Pathways Credit Deposits, Sales, Balance



2026 deposits have not been issued by Ecology.
2026 credit sales includes closed and pending transactions.

Next Steps

- On May 26, 2026, we will be seeking a resolution to authorize:
 - The execution of Electric Pathways for Transportation Grant Agreements on a recurring basis up to \$199,000 with no Commission approval required.
 - Shelley Pattison will have signing authority for amounts up to the above threshold and may sub-delegate that authority as needed.
- All grant awards will be based on Ecology's guidance, which is flexible. All grant agreements will be subject to legal review.
- Any amounts above the threshold of \$199,000 will return to the Commission for approval.

Next Steps cont.

- Grant awards will be issued by June 30, 2026.
- Grant agreements signed and initial payment distributed by September 30, 2026.
- Continued residential credit sales.
- Next Electric Pathways grant offering Q3/Q4 2026:
 - Targeted outreach, for example, to organizations supporting bilingual communities and Title 1 schools.
- Explore new program offerings 2026/2027.



Thank you, Team PUD!

Customer Engineering

- Site evaluation

Data and Analytics

- Dashboard development

Finance

- Accounting and compliance

Government Relations

- Bill tracking

Legal

- Customer agreements and risk analysis

Marketing & Corporate Communications

- Collateral, public relations, website

Power Supply

- Credit transactions

Strategic Partnerships/Key Accounts

- Customer outreach and on-going support
- Program development and management
- Compliance, policy, & Ecology relationship

Treasury

- Financial transactions

Questions?



2026-2027 Insurance Renewal

Kyra Farmer, Manager – Risk Management

May 5, 2026

Last Presented: April 22, 2025

Purpose

To provide the Commission an overview of the District's insurance program, an update on the insurance market, and the anticipated premium cost for the 2026-2027 renewal.


Action Items


No action is required today. Risk will request approval of a resolution to bind coverage as it relates to the District's insurance renewal at the May 26, 2026, Commission meeting.


Asset Protection - Commission Policy EL-7

- The CEO/General Manager shall not allow corporate assets to be unprotected, inadequately maintained or unnecessarily risked.
- Accordingly, he or she shall not fail to maintain:
 - Excess liability insurance, including minimum coverage per occurrence of \$50 million.
 - Property insurance (for non-transmission and distribution system assets) for replacement value.
 - Vehicle Insurance.
 - Crime and fidelity insurance for personnel with access to material amounts of funds.
 - Insurance covering cybersecurity risks.

Agenda

 Insurance Renewal Process

 Insurance Program Overview


 Insurance Market Landscape

 2025-2026 Renewal Strategy


 Property Coverage

 Excess Liability Coverage

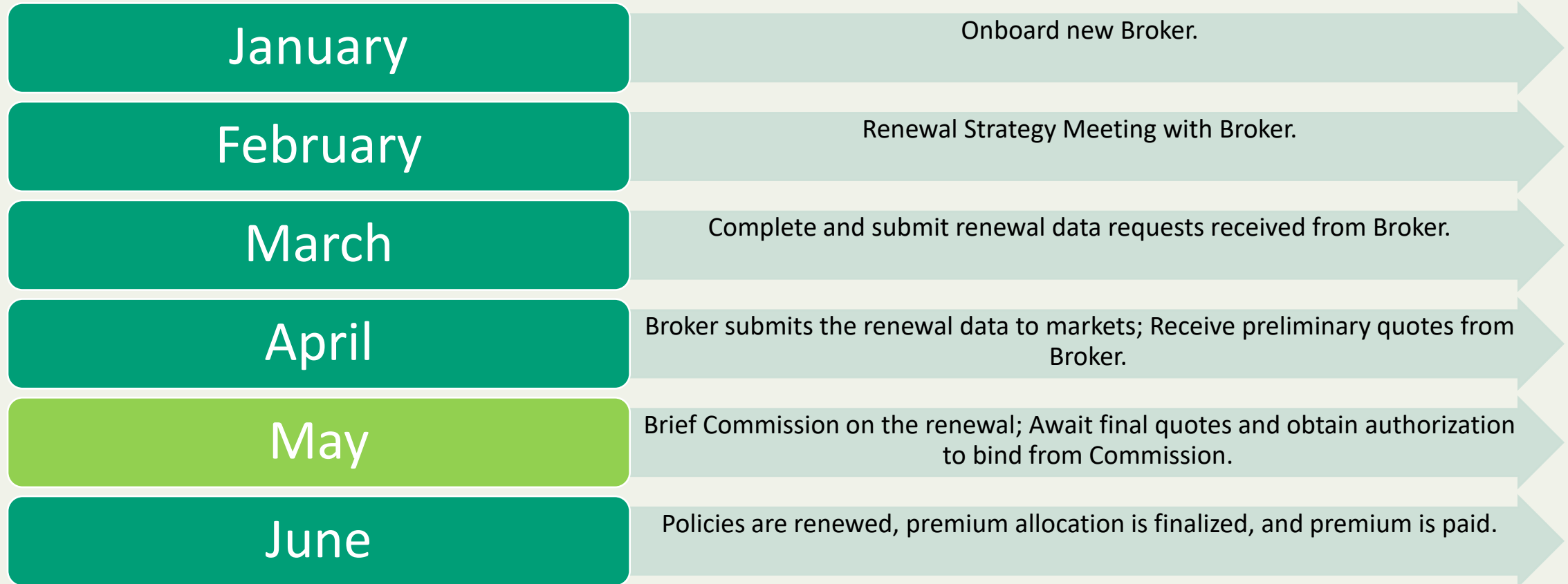
 Cyber Liability Coverage

 2026-2027 Premium Estimates

 2027-2028 Renewal Strategy

 Next Steps


Insurance Renewal Process



The renewal submission consisted of 13 applications and 20+ supplemental documents. We connected with several groups across the District to make this happen. Much appreciation to these groups: HR, Legal, Power Supply, Accounting, Contracts & Purchasing, Information Security, Power Scheduling, Information Governance, Data & Analytics, Energy Risk Management, Safety & Emergency Management, Engineering, Environmental Affairs, Transportation, Telecommunications, Financial Planning, Environmental Affairs, Corporate Communications, Energy Control Dispatch, Natural Resources, Vegetation Management, Jackson Operations.

2025-2026 Insurance Program Structure

EIM, AEGIS, Munich Re, Safety National, Allianz, Hanover, Starr Tech/ACE =	Insurance Company
EQ =	Earthquake
SIR =	Self-Insured Retention
P&I =	Protection & Indemnity



Insurance Market Landscape



Full insurance landscape

Regardless of individual organization loss history, the industry must bear the consequences of significant losses, as the insurer must recoup those losses through premium volume.



Natural catastrophes remain a major threat

Natural catastrophes are driving higher claims, rising premiums, and stricter underwriting, reshaping the insurance landscape and forcing insurers to reassess risk exposure and climate resilience.



Wildfire risk is spreading nationwide

Worsening wildfire risks are prompting insurers to raise premiums, limit coverage, and rethink underwriting, reshaping the insurance market.



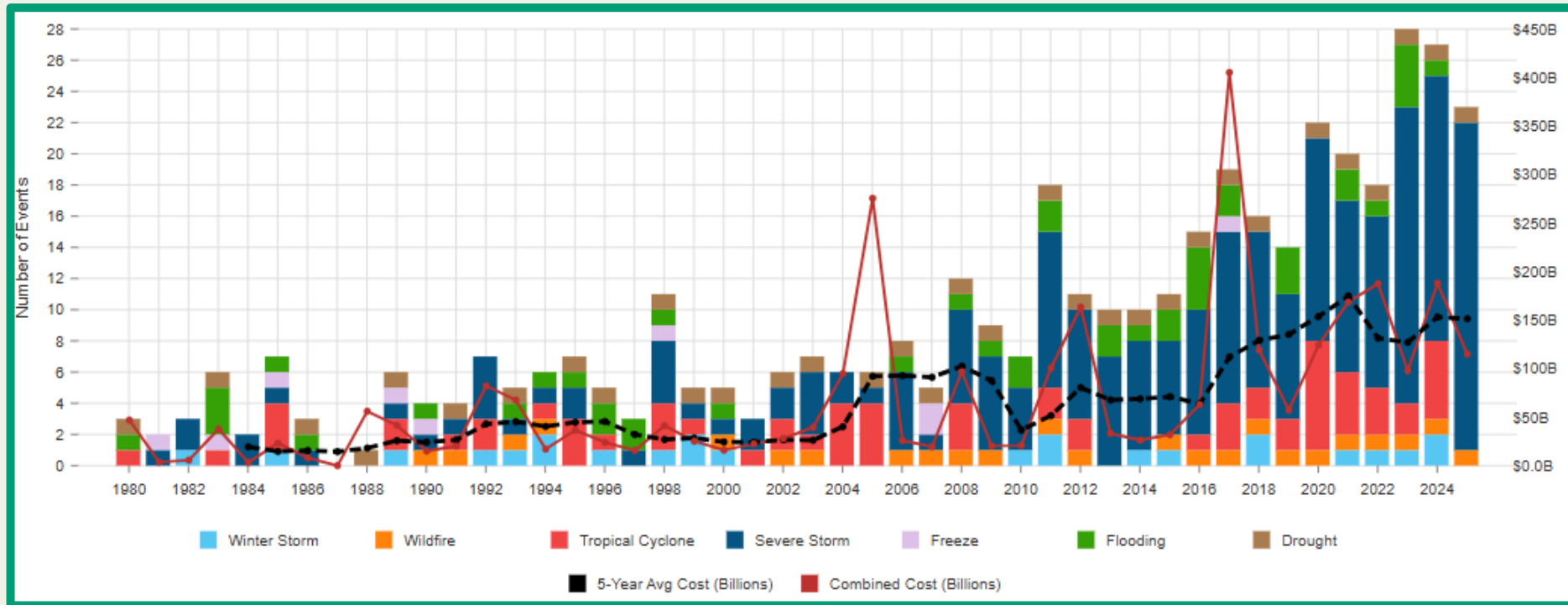
Cyber Risk

Threats of Cyber attacks on the US critical infrastructure remain an underwriting concern. Frequency of cyber claims within energy & power is lower than other sectors but is on the rise.

Insurance Market Landscape

23 natural disasters in 2025 that each exceeded \$1B. Aggregated: \$115B

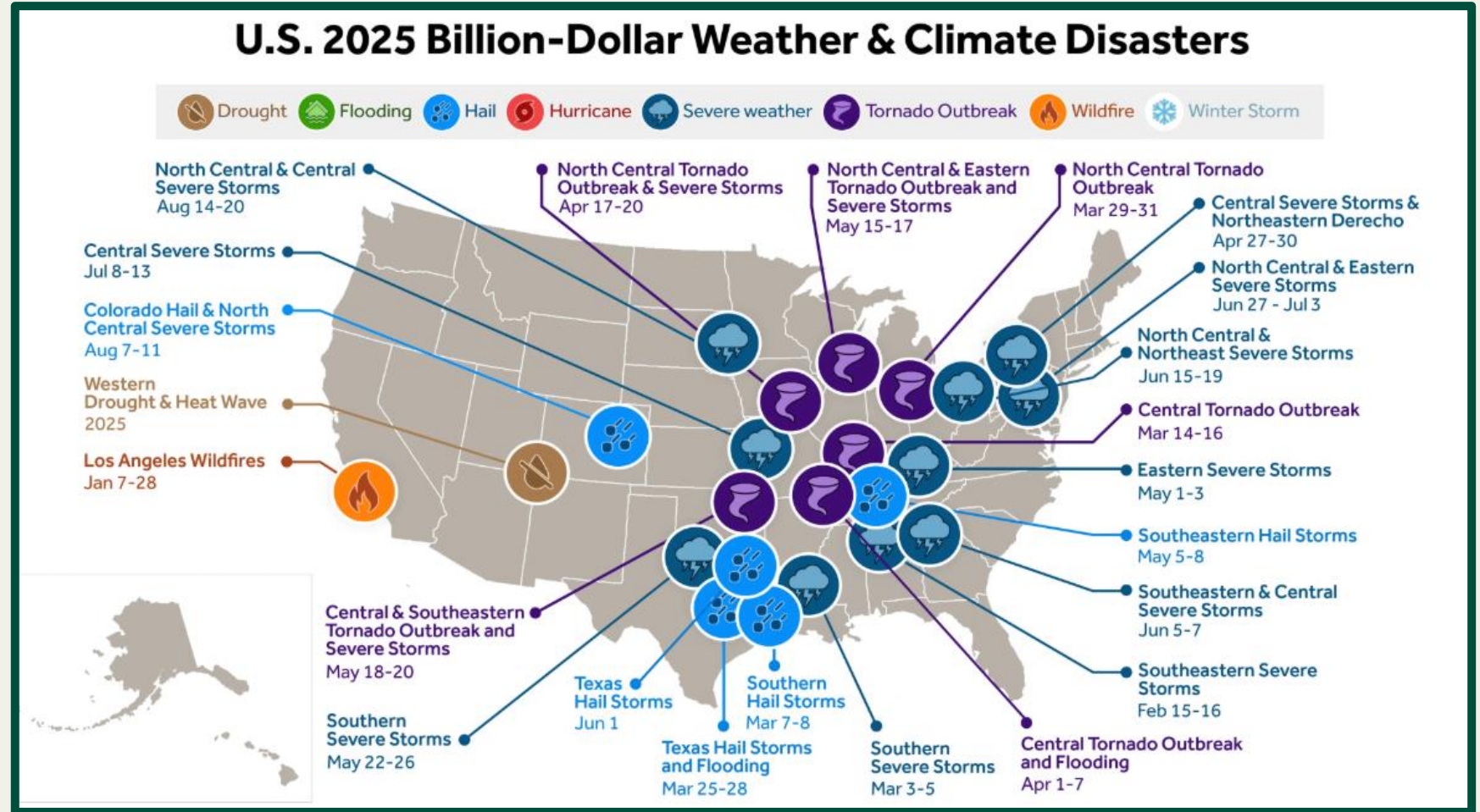
- 10 Severe Storms.
- 6 Tornadoes.
- 5 Hailstorms.
- 1 Wildfire.
- 1 Drought.



Insurance Market Landscape

23 natural disasters in 2025 that each exceeded \$1B.
Aggregated: \$115B

- 10 Severe Storms.
- 6 Tornadoes.
- 5 Hailstorms.
- 1 Wildfire.
- 1 Drought.



2025-2026 Renewal Strategy

- Broker Request For Proposal.
- Captive Exploration.
- PURMS/AEGIS* Wildfire Pool.
- Benchmarking of Limits & Deductibles.
- Marketing Efforts:
 - Over 15+ insurers approached for Property.
 - Underwriter Presentations.
 - Enhanced Coverage & Policy Language Negotiations.
 - Exploration of international markets.

*PURMS = Public Utility Risk Management Services

*AEGIS = Insurance company

Property

Coverage: A commercial property policy covers damage to the PUD's physical assets (such as buildings and equipment) caused by events like fire, windstorms, or certain natural disasters.

Limit: \$400M.

Self-Insured Retention: \$1M.

Insurance Market: Softening phase with abundant capacity, increasing competition, and generally declining or stabilizing rates, though still exposed to volatility from catastrophe losses and geographic risk concentrations that can sustain localized hard-market conditions.

Marketing Efforts: Full remarket in the US & UK including incumbent carrier, Starr. 15+ insurers approached. Enhanced coverage negotiations.

PUD Loss History: Positive.

Excess Liability

Coverage: General liability insurance is a type of coverage that helps protect businesses from financial loss due to claims of property damage, bodily injury, or other related lawsuits.

Limit: \$50M.

Self-Insured Retention: \$2M.

Insurance Market: The excess liability insurance market is characterized by ongoing pressure from social inflation and rising claim severity, leading to selective capacity, tightening underwriting, and generally elevated or stabilizing rates despite pockets of increased competition and modest softening in certain segments.

Marketing Efforts: Excess liability was marketed to Mutual carriers. Increased limits were explored.

PUD Loss History: Positive.

Cyber

Coverage: Cyber liability insurance is a policy that helps businesses handle the costs related to data breaches, cyberattacks, or other digital security incidents.

Limit: \$10M

Self-Insured Retention: \$1M

Insurance Market: Generally soft and competitive with stabilizing or moderating premiums, but still volatile due to evolving cyber threats (especially ransomware and AI-driven risks), driving underwriting discipline, coverage refinement, and continued long-term growth expectations despite systemic risk concerns.

Marketing Efforts: Marsh Cyber Risk Assessment. Marketing efforts were focused on the incumbent carrier, AEGIS. Policy language and enhanced coverage negotiations.

PUD Loss History: Positive.

Coverage	Insurance Carrier	2025/2026 Premium	2026/2027 Premium	\$ Change	YOY % Change
Excess Liability \$35M	AEGIS	\$2,417,206.80	\$2,656,790.33	\$239,583.53	10%
Excess Liability \$15M	EIM	189,230.45	198,179.65	\$8,949.20	5%
Workers' Compensation	Safety National	184,485.00	185,238.00	\$753.00	0%
Cyber	AEGIS	122,500.00	154,984.50	\$32,484.50	27%
Excess Cyber	Resilience	71,750.00	73,400.25	\$1,650.25	2%
Crime	Hanover	9,251.00	9,413.00	\$162.00	2%
Excess Crime	Chubb	7,622.00	7,513.00	(\$109.00)	-1%
Directors' and Officers'	AEGIS	121,998.00	124,326.00	\$2,328.00	2%
Marine Protection & Indemnity (P&I)	Navigators	9,349.00	9,763.00	\$414.00	4%
Excess Marine P&I	Navigators	8,035.00	8,276.00	\$241.00	3%
Vessel Pollution	Water Quality Insurance Syndicate	2,707.00	2,410.00	(\$297.00)	-11%
Flood	Selective	2,967.00	3,500.00	\$533.00	18%
Non-Owned Aviation	Starr	4,761.00	4,761.00	\$0.00	0%
Property	6 carriers	1,636,614.84	1,631,685.00	(\$4,929.84)	0%
Fiduciary	Chubb	36,794.00	43,745.00	\$6,951.00	19%
Excess Fiduciary	Atlantic Specialty	13,633.00	16,087.00	\$2,454.00	18%
Terrorism	Underwriters at Lloyds	66,756.71	66,581.00	(\$175.71)	0%
	Total Estimated Premium	\$4,905,660.80	\$5,196,652.73	\$290,991.94	6%
		2026 Budget Variance – under (over)	\$160,651.94		-3%

*Premium will be finalized by 5/31/26.

2027-2028 Renewal Strategy



Complete Captive Feasibility Study



Appraisals for Large Assets



Continue Underwriter Engagement



Use of Loss Control Credits



Benchmark Limits & Deductibles



Policy Language Review & Coverage Enhancements



Stand-Alone Pollution Coverage

Next Steps

1

Continue to work with Broker to obtain the best coverage / premium cost; pricing and terms will be the same or better than this presentation.

2

Return to the Commission on May 26, 2026, to request approval of a resolution authorizing binding coverage / purchase of policies.



BUSINESS OF THE COMMISSION

Meeting Date: May 5, 2026

Agenda Item: 5

TITLE

CEO/General Manager’s Report

SUBMITTED FOR: CEO/General Manager Report

CEO/General Manager _____	John Haarlow _____	8473 _____
<i>Department</i>	<i>Contact</i>	<i>Extension</i>
Date of Previous Briefing: _____		
Estimated Expenditure: _____		Presentation Planned <input type="checkbox"/>

ACTION REQUIRED:

- Decision Preparation
- Policy Discussion
- Policy Decision
- Statutory
- Incidental (Information)
- Monitoring Report

SUMMARY STATEMENT:

Identify the relevant Board policies and impacts:

The CEO/General Manager will report on District related items.

List Attachments:
None



BUSINESS OF THE COMMISSION

Meeting Date: May 5, 2026

Agenda Item: 6A

TITLE

Consideration of a Resolution Designating an Authorized Representative and Alternate for Coordinating Matters Relating to the District’s Request for Certain Disaster Assistance Funds From Appropriate Federal and State Agencies for the December 5-19, 2025, Severe Storms, Straight-line Winds, Flooding, Landslides, and Mudslides Event

SUBMITTED FOR: Consent Agenda

General Accounting _____	<u>Lesley Maas/Ann Ricchiuti</u>	<u>8602/8605</u>
Department	Contact	Extension
Date of Previous Briefing: _____		
Estimated Expenditure: _____		Presentation Planned <input type="checkbox"/>

ACTION REQUIRED:

- Decision Preparation
- Policy Discussion
- Policy Decision
- Statutory
- Incidental (Information)
- Monitoring Report

SUMMARY STATEMENT:

Identify the relevant Board policies and impacts:

Utilities are provided at the lowest possible cost consistent with sound business principles (Ends Policy 5.).

From December 5 – 19, 2025, Snohomish County Washington experienced significant damage from a severe storm event, designated as FEMA-4906-DR-WA. The District is now eligible for federal and state disaster assistance to recover some of the costs incurred repairing the associated damage.

The Washington State Military Department, Emergency Management Division, is responsible for coordinating the disbursement of federal and state disaster assistance funds. The Emergency Management Division requires the District to appoint an authorized representative and an alternate to coordinate the District’s request for assistance. The attached resolution appoints Lesley M. Maas as the District’s authorized representative and Arin L. Ricchiuti as the alternate for the purpose of requesting federal and state disaster assistance funds associated with the event’s damage, and authorizes them to execute contracts, request payments, prepare documentation, and take other actions required to receive federal and state disaster assistance funds associated with the event.

List Attachments:
Resolution

RESOLUTION NO. _____

A RESOLUTION Designating an Authorized Representative and Alternate for Coordinating Matters Relating to the District's Request for Certain Disaster Assistance Funds From Appropriate Federal and State Agencies for the December 5-19, 2025, Severe Storms, Straight-line Winds, Flooding, Landslides, and Mudslides Event

WHEREAS, Federal funding is provided by the Federal Emergency Management Agency ("FEMA") and is administered by the Washington State Military Department, Emergency Management Division, for event number FEMA-4906-DR-WA, a storm event that occurred in December 2025 and which is designated as the "Severe Storms, Straight-line Winds, Flooding, Landslides, and Mudslides" event; and

WHEREAS, Public Utility District No. 1 of Snohomish County, Washington (the "PUD") sustained damage to its facilities from and incurred costs in connection with the Severe Storms, Flooding, Landslides, and Mudslides event and now desires to seek disaster recovery assistance funds from appropriate federal and state agencies; and

WHEREAS, the Emergency Management Division requires the PUD to appoint an authorized representative and alternate representative to coordinate the PUD's request for disaster recovery assistance.

NOW, THEREFORE, BE IT RESOLVED by the Commission of Public Utility District No. 1 of Snohomish County, Washington, that Lesley M. Maas, Grant Coordinator III, is hereby appointed as the District's authorized representative and Arin L. Ricchiuti, Accounting Manager, is hereby appointed the District's alternate representative, each of whom is authorized to execute all contracts, certify completion of contracts, request payments, prepare all required documentation for funding requirements and take all other necessary and appropriate actions with respect to all matters pertaining to

the federal and state disaster assistance funds received in connection with the Severe Storms, Straight-line Winds, Flooding, Landslides, and Mudslides event; and any such action previously taken by either of them is hereby ratified and confirmed.

PASSED AND APPROVED this 5th day of May 2026.

President

Vice-President

Secretary



BUSINESS OF THE COMMISSION

Meeting Date: May 5, 2026

Agenda Item: 6B

TITLE

Consideration of a Resolution Authorizing and Approving a Letter of Agreement Between Public Utility District No. 1 of Snohomish County and the International Brotherhood of Electrical Workers, Local No. 77, Regarding Meter Reader Retention, Career Development and Training

SUBMITTED FOR: Items for Individual Consideration

<u>Human Resources</u>	<u>Amanda Bowman</u>	<u>8628</u>
<i>Department</i>	<i>Contact</i>	<i>Extension</i>

Date of Previous Briefing: _____

Estimated Expenditure: _____ Presentation Planned

ACTION REQUIRED:

- Decision Preparation
- Policy Discussion
- Policy Decision
- Statutory
- Incidental (Information)
- Monitoring Report

SUMMARY STATEMENT:

Identify the relevant Board policies and impacts:

Executive Limitation - EL-5.8 - Financial Condition and Activities: The General Manager shall not execute modifications to the collective bargaining agreement between the District and the International Brotherhood of Electrical Workers (IBEW) that exceed \$100,000 of additional expense to the District in the current or next fiscal year.

On April 18, 2023, the District Board of Commissioners authorized and approved execution of a Letter of Agreement establishing terms and conditions for Meter Reader retention, career development and training as part of the Connect Up Project. Representatives of Public Utility District No. 1 of Snohomish County and the International Brotherhood of Electrical Workers, Local No. 77, have reached tentative agreement on a new Letter of Agreement to substantially modify the terms and conditions for Meter Reader retention, career development and training as part of the Connect Up Project and replace the prior Letter of Agreement. A copy of the proposed LOA is attached as Attachment 1 to the proposed resolution.

District staff recommend the District Board of Commissioners pass the proposed resolution and authorize and approve the new Letter of Agreement with the Local No. 77 regarding the terms and conditions for Meter Reader retention, career development and training as part of the Connect Up Project.

List Attachments:
Resolution
Attachment 1

RESOLUTION NO. _____

A RESOLUTION Authorizing and Approving a Letter of Agreement Between Public Utility District No. 1 of Snohomish County and the International Brotherhood of Electrical Workers, Local No. 77, Regarding Meter Reader Retention, Career Development and Training

WHEREAS, on April 18, 2023, the District Board of Commissioners authorized and approved execution of a Letter of Agreement establishing terms and conditions for Meter Reader retention, career development and training as part of the Connect Up Project; and

WHEREAS, representatives of Public Utility District No. 1 of Snohomish County and the International Brotherhood of Electrical Workers, Local No. 77, have reached tentative agreement on a new Letter of Agreement (“LOA”) to substantially modify the terms and conditions for Meter Reader retention, career development and training as part of the Connect Up Project and replace the prior Letter of Agreement; and

WHEREAS, a copy of the proposed LOA is attached as Attachment 1; and

WHEREAS, the Board of Commissioners has reviewed the proposed LOA, considered the recommendations of staff, and finds that the proposed LOA is in the best interests of the District and its ratepayers.

NOW, THEREFORE, BE IT RESOLVED that the Board of Commissioners of Public Utility District No. 1 of Snohomish County hereby approves proposed the Letter of Agreement between the District and the International Brotherhood of Electrical Workers, Local No. 77, in the form set forth as Attachment 1, and approves and authorizes the execution and delivery of said Letter of Agreement in the name and on behalf of the District by the CEO/General Manager of the District or his designee.

PASSED AND APPROVED this 5th day of May, 2026.

President

Vice-President

Secretary



Your Community Energy Partner

April 23, 2026

Sent by email to
MadelineK@IBEW77.com

Madeline Kimball
Business Representative
IBEW Union Local No. 77
PO Box 68728
Seattle, WA 98168

RE: Letter of Agreement Re: AMI Deployment and Meter Reader Transition (Connect Up)

Dear Madeline,

The District and Union convened a series of joint labor management meetings to address the evolving landscape within the meter reading department resulting from the deployment of the Advanced Metering Infrastructure (AMI) system. Recognizing that these changes have prompted us to revisit and review the Connect Up Meter Reader Retention, Career Development and Training Letter of Agreement (LOA), both parties acknowledge the importance of providing options that are responsive to the unique needs of Meter Readers. To support the deployment of AMI and the orderly transition of Meter Readers, the District and Union agree to the following:

1. Meter Reading Transition Schedule

a. Overview

The phased transition schedule outlined below is intended to provide predictability, transparency, and orderly planning during the transition of Meter Readers. Each phases includes a defined "Go" or "No Go" decision date, at which time District Management will assess operational needs, project timelines, and staffing needs. Upon a "Go" determination, the associated transitions will become effective on the corresponding effective date.

Page 2 of 8

Letter of Agreement Re: AMI Deployment and Meter Reader Transition (Connect Up)
April 23, 2026

Phase	Go / No Go Date	Effective Date	Seniority Order
Phase One (1)	11/1/2026	1/1/2027	Seniority
Phase Two (2)	2/1/2027	4/1/2027	Reverse Seniority
Phase Three (3)	5/1/2027	7/1/2027	Reverse Seniority

- b. Transitions will occur in accordance with the following principles:
- i. Phase one (1) prioritizes opportunities for Meter Readers with the highest unit seniority to bid for and accept the new Field Technician (official classification/title TDB) position¹.
 - ii. Once Phases two (2) and three (3) commence, Meter Readers will be released from duty through a Reduction in Force (RIF) in the following order:
 1. Volunteer Regular Status Meter Readers.
 2. Volunteer Time-Limited Meter Readers.
 3. Time-Limited Meter Readers.
 4. Regular Status Meter Readers in reverse seniority order.
 - iii. The District will generate and provide the Union with an updated Meter Reader seniority list on a quarterly basis.

2. Current, Regular-Status Meter Readers

a. Redeployment

The District is committed to supporting all regular-status Meter Readers in finding new positions at the District. Meter Readers are expected to apply or bid on positions as they become available. Meter Readers will only be considered if they meet the minimum qualifications for the position they are applying for.

- i. The District commits to notify Meter Readers as soon as a firm date has been established that the position will no longer be needed, but no later than sixty (60) days prior to the position end date.
- ii. Most Meter Readers will transition to a new District position through the typical application process for vacancies as they arise during the Connect Up deployment.
- iii. For Meter Readers who are eligible to be selected for other

¹ For the initial posting(s) of the newly created Field Technician position, regular-status Meter Readers shall be afforded priority bidding rights, in seniority order, prior to the position being opened more broadly.

Page 3 of 8

Letter of Agreement Re: AMI Deployment and Meter Reader Transition (Connect Up)
April 23, 2026

positions across the District, the District has the flexibility to shift regular-status Meter Readers to electric meter installation duties. Eligibility is on a case-by-case basis as the needs of the project will determine the timing of transition.

- iv. Meter Readers who accept a District position with a lower rate of pay than their current Meter Reader rate will be eligible for a transition lump sum outlined in section C of this LOA.
- v. For District job postings, any internal Meter Reader candidate who meets the minimum qualifications of the job description will be given the opportunity to interview for the position. This does not, however, guarantee the position to the Meter Reader. Selection for the position will be determined by the hiring manager. When appropriate, the Union and District agree to follow Article 6.2.8 of the CBA.

b. Career Development, Training and Education

The District will provide options for Meter Readers to obtain relevant training/education to better qualify themselves for District vacancies.

- i. Job-shadowing and ride-alongs (opportunities to work side-by-side with District employees who work outside of Meter Reading) will be offered as a way for Meter Readers to witness the daily work of various positions within the District. These offerings will be on a case-by-case basis and will be coordinated collaboratively with the employee(s) and management.
- ii. The District will provide time for interested Meter Readers to complete District-sponsored training courses.
- iii. Meter Readers transitioning to a new District position and those who are subject to the Reduction-in-Force provisions will be granted an additional \$2,000 per year in Tuition Reimbursement for two (2) years following their last physical day as a Meter Reader.
- iv. On a case-by-case basis, when mutually agreed upon, the District will allow for schedule flexibility to accommodate a Meter Reader's educational courses. For example, a Meter Reader leaving their regular shift early to attend a late-afternoon class.
- v. Meter Readers transitioning to new District positions and those who are subject to the Reduction-in-Force provisions will be offered coaching and resume support upon request for up to two (2) years following their last physical day as a Meter Reader.

c. New District Positions

Page 4 of 8

Letter of Agreement Re: AMI Deployment and Meter Reader Transition (Connect Up)
April 23, 2026

As it relates to Meter Readers transitioning to other roles, the Union and District agree to follow Article 6.2.8 which states,

“When an employee is awarded a bid, the effective date of the employee’s change to the new position shall be the date the employee physically moves to the job. In no case shall the effective date exceed sixty (60) calendar days from the date of the closure.”

Meter Readers transitioning to other District roles with a lower hourly rate than their current hourly rate as a Meter Reader will be eligible to receive a transition lump sum payment as follows:

- i. Meter Readers will receive a transition lump sum payment processed through payroll within thirty (30) days of the employee’s start date in the new position.
- ii. The transition lump sum and will be calculated as follows:
 1. The employee’s Meter Reader hourly rate, minus the hourly rate of the new position, multiplied by one thousand forty (1,040) hours (six (6) months).
 - i. Example: A Meter Reader earning \$39.06 per hour who accepts a Customer Service Representative-in-Training (CSR-in-Training) position at \$33.40 per hour would receive a lump sum payment of \$5,886.40 $(\$39.06 - \$33.40) \times 1040$ hours).
 2. The transition lump sum payment is not PERS-eligible and is subject to applicable payroll taxes.

d. Seniority

As it relates to Meter Readers transitioning to other classifications, the Union and District agree to follow Article 6.1.19 which states, in part,

“Employees shall not accumulate simultaneously full seniority credit in more than one (1) classification. Seniority credit in a classification shall stop if an employee is transferred to another classification, but such seniority shall not be lost and may be used in future bidding.”

For Meter Readers subject to Reduction-in-Force provisions, regardless of whether it is voluntarily or forced, the Union and District agree to follow Article 6.1.10 of the CBA, which states,

Page 5 of 8

Letter of Agreement Re: AMI Deployment and Meter Reader Transition (Connect Up)
April 23, 2026

“When by reason of lack of work it is necessary for the District to lay off employees, employees with two (2) years or more of District seniority shall remain on the seniority list for two (2) years and employees with more than six (6) months but less than two (2) years of District seniority shall remain on the seniority list for a period of time equal to the District seniority accrued by such employees.”

e. Retention

It is anticipated a small number of Meter Readers will be eligible for retirement during the deployment period. The District has an interest in incentivizing employees who have communicated they will leave the District (because of retirement or another separation reason) to stay until the deployment schedule allows the District to release a Meter Reader without negatively impacting the meter reading needs or implementation schedule.

- i. The District will offer the existing “Advanced Notice Incentive Pay” program with an exception to the one-year maximum notice timeframe, for a maximum of two (2) years through the end of the Connect Up project.
 1. The District will offer the existing “Advanced Notice Incentive Pay” program to both regular-status Meter Readers and time-limited status Meter Readers.

f. Reduction-in-Force (RIF)

- i. The RIF package outlined below excludes retirements and is not PERS eligible.
- ii. Following the Meter Reader's last physical day worked, Meter Readers will receive six (6) weeks of pay with benefits continuing through the end of the month in which the final payroll date occurs.
- iii. In the pay period following the final paycheck, eligible Meter Readers will receive a lump sum severance payment calculated as one (1) day of pay for each six (6) months of service as outlined in Article 5.14 of the CBA.
 1. Example: If a Meter Reader has six (6) years and five (5) months of service, they would receive twelve (12) days of pay (six (6) multiplied by two (2)).
 2. Example: If a Meter Reader has eight (8) years and eleven (11) months of service, they would receive seventeen (17) days of pay (eight (8) multiplied by two (2) plus one (1) day).
- iv. The District will pay the District Contribution portion of the elected medical benefits through the end of the month for those who have at least one (1) paid hour in that month. Upon termination of benefits, employees have the right to

Page 6 of 8

Letter of Agreement Re: AMI Deployment and Meter Reader Transition (Connect Up)
April 23, 2026

- elect Cobra and will be provided that information at that time.
- v. The State of Washington determines unemployment eligibility. The District cannot guarantee receipt of or eligibility for such benefits.
- g. Field Technician Reemployment Pool
- i. Meter Readers subject to reduction-in-force (RIF) shall be eligible to bid into a Field Technician Reemployment Pool for the purpose of filling future vacancies as they occur.
 - ii. Meter Readers in the pool shall retain their seniority for a period of two (2) years from the effective date of layoff, provided they keep the District continuously advised of their whereabouts and of their employment during the layoff period.
 - iii. When a vacancy occurs, the District will first call and offer the opportunity in seniority order to employees currently in the Field Technician Reemployment Pool.
 - iv. Pool employees may withdraw from the pool at any time prior to notification or offer of position by submitting written notice of withdrawal to the District.
 - v. Employees in the Field Technician Reemployment Pool are responsible for maintaining current contact information with the District and must promptly notify the District of any changes in address, telephone number, or other relevant contact information. Failure to provide timely updates shall result in the employee forfeiting reemployment or recall rights under this section.
 - vi. Should no qualified pool employee accept the opening, or the pool has been exhausted, the vacancy shall be posted in accordance with the applicable bidding provisions of the Collective Bargaining Agreement.

3. Time-Limited Meter Readers

a. Hiring

By mutual agreement between the District and the Union, when the project timeline warrants, the District will no longer hire regular-status Meter Readers and instead will shift to hiring time-limited employees to read meters. This change will ensure the District focuses its efforts on career development and support of regular-status Meter Readers to find positions elsewhere in the District.

b. Duration

Page 7 of 8

Letter of Agreement Re: AMI Deployment and Meter Reader Transition (Connect Up)
April 23, 2026

Time-limited Meter Readers hired after the execution of this agreement, and for the duration of the Connect Up project, shall not exceed thirty-six (36) continuous months of assignment; twelve (12) additional months than what is specified in Article 3.3.3 of the current CBA, which states,

"[a]ssignment shall not to exceed twenty-four (24) continuous months, unless the Union consents to an extension of an employee's assignment."*

Time-limited employees must separate before the least-senior, regular- status Meter Readers. Contractors may be used to complete the Meter Reading routes of regular-status Meter Readers transitioning to other classifications.

4. Contingencies

This agreement is contingent upon mandatory changes in the law or other binding benefit plan contracts or documents which may require changes in the agreed upon principles. The parties agree to the concepts of severability, that is, if one element of the agreement must be modified to comply with a benefit plan requirement, the other elements or provisions shall remain in force. Further, should concerns arise, the parties agree to discuss concerns as soon as practicable for prompt resolution.

The effective date of this Letter of Agreement (LOA) is retroactive to March 4, 2026.

This LOA replaces and supersedes the prior Letter of Agreement between the District and the Union and any prior Addendums to said Letter of Agreement regarding the subject matter of this LOA.

If you concur, please sign and return for our records. Please contact me if you have any questions or wish to discuss. Thank you.

Sincerely,

Amanda Bowman
Senior Manager Human Resources
Snohomish County PUD

Page 8 of 8

Letter of Agreement Re: AMI Deployment and Meter Reader Transition (Connect Up)

April 23, 2026

I agree to this Letter of Agreement on behalf of IBEW Union Local No. 77:

Madeline Kimball
Business Representative

Date

cc: John Hoffman, Chief Customer Officer
Sara Kurtz, Chief Human Resources Officer
Jeff Bishop, Chief Financial Officer
Wendy Vlahovich, Manager Meter Reading
Tim Epp, Program Director, Connect Up
Mitch Van Wegen, Metering Superintendent
HR Labor Relations
HR Recruiting
HR Benefits
HR Talent Development
HRIS
Payroll Accountant



BUSINESS OF THE COMMISSION

Meeting Date: May 5, 2026

Agenda Item: 6C

TITLE

Consideration of a Resolution Approving Amendment No. 4 to the Collective Bargaining Agreement Between Public Utility District No. 1 of Snohomish County and the International Brotherhood of Electrical Workers, Local No. 77, for the Period of April 1, 2024, Through March 31, 2028

SUBMITTED FOR: Items for Individual Consideration

<u>Human Resources</u>	<u>Amanda Bowman/Matt Benzin</u>	<u>8628/8312</u>
<i>Department</i>	<i>Contact</i>	<i>Extension</i>
Date of Previous Briefing: _____		
Estimated Expenditure: _____		Presentation Planned <input type="checkbox"/>

ACTION REQUIRED:

- Decision Preparation
- Policy Discussion
- Policy Decision
- Statutory
- Incidental (Information)
- Monitoring Report

SUMMARY STATEMENT:

Identify the relevant Board policies and impacts:

Governance Policy: Executive Limitation - EL-5.8 - Financial Condition and Activities: The General Manager shall not "[w]ithout prior approval of the Board, execute modifications to the existing collective bargaining agreements between the District and the International Brotherhood of Electrical Workers (IBEW), between contracts, which exceed \$100,000 of additional expense to the District in the current or next fiscal year."

Governance Process, Board Job Description: GP-3(4) (A)1 non-delegable, statutorily assigned Board duty to "[f]ix compensation of employees by establishing a scale of salaries for specific classes of work."

On February 9, 2026, the Washington State Public Employment Relations Commission certified the bargaining unit represented by IBEW Local No. 77 ("Union") includes the Safety Specialist Unit. Representatives of the District, the Union, and the Safety Specialist Unit subsequently met, negotiated, and reached tentative agreement regarding an amendment to the current Collective Bargaining Agreement ("CBA") between the Union and the District to add the Safety Specialist

Unit and address their working conditions and wages. If authorized, the amendment would be Amendment No. 4 to the CBA.

RECOMMENDATIONS/FUTURE ACTIONS:

Staff recommends that the Commission pass a resolution approving and authorizing Amendment No. 4 to the current Collective Bargaining Agreement to add the Safety Specialist Unit.

List Attachments:

Resolution

Exhibit A

Attachment 1 – Job Description for Safety Specialist I position

Attachment 2 – Job Description for Safety Specialist II position

Attachment 3 – Job Description for Safety Specialist III position

Attachment 4 - Job Description for Lead Safety Specialist position

RESOLUTION NO. _____

A RESOLUTION Approving Amendment No. 4 to the Collective Bargaining Agreement Between Public Utility District No. 1 of Snohomish County and the International Brotherhood of Electrical Workers, Local No. 77, for the Period of April 1, 2024, Through March 31, 2028

WHEREAS, on April 3, 2024, Public Utility District No. 1 of Snohomish County (“District”) and the International Brotherhood of Electrical Workers, Local No. 77 (“IBEW”) entered into the current Collective Bargaining Agreement (“CBA”) covering the time period of April 1, 2024, through March 31, 2028; and

WHEREAS, the District and the Union desire to amend the CBA to amend Subsection 7.16.2 of Section 7.16, Work from Home, add a new Section 8.22, Safety Specialist Unit, and amend Article 9 to add the Safety Specialist Unit; and

WHEREAS, the Board of Commissioners has reviewed proposed Amendment No. 4 to the CBA, considered the recommendations of staff, and finds the proposed Amendment No. 4 is in the best interests of the District and its ratepayers.

NOW, THEREFORE, BE IT RESOLVED that the Board of Commissioners of Public Utility District No. 1 of Snohomish County hereby approves proposed Amendment No. 4 to the current Collective Bargaining Agreement between the District and the International Brotherhood of Electrical Workers, Local No. 77, in the form set forth as Exhibit A, and approves and authorizes the execution and delivery of said Amendment No. 4 in the name and on behalf of the District by the CEO/General Manager of the District.

PASSED AND APPROVED this 5th day of May, 2026.

President

Vice-President

Secretary

**Amendment No. 4 to the Collective Bargaining Agreement
Regarding the Section 8.22 – Safety Specialist Unit**

This Amendment No. 4 of the Collective Bargaining Agreement (dated April 3, 2024) (“CBA”) is entered into by and between Public Utility District No. 1 of Snohomish County (“District”) and Local Union No. 77 of the International Brotherhood of Electrical Workers (“Union”). The District and the Union are also referred to herein individually as “Party” and collectively as “Parties.”

WHEREAS, the Parties desire to amend Subsection 7.16.2 of Section 7.16, Work From Home (WFH), of the CBA.

WHEREAS, the Parties desire to add Section 8.22 (Safety Specialist Unit) to Article 8 (Special Working Rules By Units) of the CBA.

WHEREAS, the Parties desire to amend Article 9 (Compensation) of the CBA in order to add the classifications of Safety Specialist I, Safety Specialist II, Safety Specialist III, and Lead Safety Specialist.

NOW, THEREFORE, the Parties agree to amend the current CBA as follows:

1. Subsection 7.16.2 of Section 7.16, Work From Home (WFH), is hereby amended to as follows (new language is underlined):

7.16.2

Eligible units include Customer Service, Customer Accounting, Office Support, Engineering, Safety Specialists, and Energy Efficiency (see Special Working Rules by Unit, Article 8).

2. Section 8.22 (Safety Specialist Unit) of Article 8 (Special Working Rules By Units) is added to read as follows:

8.22 SAFETY SPECIALIST UNIT

8.22.1

The normal workweek consists of forty (40) hours occurring in five (5) consecutive eight (8) hour days, Monday through Friday. The normal work shifts shall be between the core hours of 7:00 am to 3:30 pm.

8.22.2

Subsection 7.4.3 does not apply to Safety Specialists when notice of reporting to another headquarters is provided more than twenty-four (24) hours in advance of the shift.

8.22.3

The Safety Specialist positions will be bid, and the candidate will be reviewed through a joint labor/management interview committee.

The Safety Specialist Unit Classifications will receive an annual boot allowance in April as outlined in Article 9. Boot allowances are paid in the April 15 payroll subject to deductions required by law. This subsection shall not apply to Student Workers.

8.22.5

Supervisors and affected employees will collaboratively develop and administer Work from Home (WFH) guidelines by unit that best serve customer needs.

3. Article 9 of the CBA is amended as follows to add the Safety Specialist Unit and the classifications of Safety Specialist I, Safety Specialist II, Safety Specialist III, and Lead Safety Specialist, and add a boot allowance for the Safety Specialist Unit:

General Wage Increase	% Shift Diff Pay	% Cert Pay	% of Rate			4/1/2026	4/1/2027 3.25% GWI
Safety Specialist Unit							
Safety Specialist							
Level 1	N/A	N/A	70.0%			\$44.61	\$46.06
Level 2	N/A	N/A	85.0%			\$54.17	\$55.93
Level 3	N/A	N/A	100.0%			\$63.73	\$65.80
Lead Safety Specialist	N/A	N/A	112.5%			\$71.70	\$74.03

BOOT AND TOOL ALLOWANCE

CBA REF	Classification	Boot	Tool
8.22.4	Safety Specialist Unit	\$400	

4. This Amendment shall be effective as of and retroactive to April 1, 2026.

5. Except as amended herein, all other terms, provisions and conditions of the current Collective Bargaining Agreement between the Parties remain in full force and effect.

The remainder of this page left deliberately blank.

Signatures are on the following page.

PUBLIC UTILITY DISTRICT NO. 1
OF SNOHOMISH COUNTY

LOCAL UNION NO. 77 OF THE
INTERNATIONAL BROTHERHOOD OF
ELECTRICAL WORKERS

John Haarlow,
CEO/General Manager

Rex Habner,
Business Manager

Date: _____

Date: _____

Sara Kurtz,
Human Resources Director

Madeline Kimball,
Business Representative

Date: _____

Date: _____



Safety Specialist I

Job Code	20000838	Job Family	People Operations & Culture	Professional / Knowledge Worker
Department	Sec Serv Bus Continuity	Reports to	Sr Mgr Safety Sec & Emrg MGMT	Union Status Non-Represented
FLSA Status	Non-Exempt	Pay Grade	2054	This Job is a Lead No
Last Updated	07/27/2025			

Accountability for Workplace Culture

Our PUD values are at the center of our culture. Putting the safety, health, and well-being of our communities and those we work with is valued above all else and everyone on Team PUD must meet this commitment daily. Nothing we do in achieving our Mission is worth a single injury, and all who interact with us must feel they are valued and welcomed as individuals.

Everyone on Team PUD, in all positions, is accountable for achieving this safe and welcoming culture by:

1. Taking full ownership for the safety of themselves and their coworkers, while ensuring everyone feels valued and welcomed.
2. Taking action to identify and eliminate their own and others' at-risk behaviors, including the behaviors that may undermine another's feelings of being welcomed and valued.
3. Following all safety rules and regulations and ensuring the PUD's expectations for conduct and respect are maintained.
4. Openly sharing near-misses, safety learning opportunities, and ways we can learn to be a more welcoming place while encouraging others to do the same.
5. Utilizing Stop Work Authority to intervene with anyone, anytime, in any place.
6. Intervening or seeking guidance to stop actions that are harmful to the wellbeing, health, or sense of belonging of others, and which are detrimental to our PUD values.

Job Summary

Learn and perform basic duties to support the District's accident prevention program and promote a safety culture. Will assist Safety Specialists in training personnel and documenting participation. Will assist with projects and work independently on basic safety programs and their development.

Accountabilities**Accountability #1**

Deliver excellent customer experiences through reliable, dependable, predictable service by having knowledge of or learning to do inspections to further the District's accident prevention program.

Accountability #2

Demonstrate powerful partnership that reflects an understanding of community and customer needs by conducting and/or assisting with assorted accident investigations to provide support to the District's safety culture and accident prevention program.

Accountability #3

Maintain transparency and the trust of our customers and stakeholders by assisting in compiling on-the-job accident and safety data to help develop remedial measures.

Accountability #4

Achieve the highest level of employee and community trust in how the District manages Safety by assisting in training in multiple courses to ensure District safety and compliance.

Accountability #5

Deliver excellent customer experiences through powerful cross group partnership and collaboration that improves effectiveness and results by assisting other departments safety groups in preparing for safety meetings and trainings.

Accountability #6**Accountability #7**

Accountability #8**Accountability #9****Accountability #10****Minimum Qualifications Note**

The minimum qualifications listed below are representative of the knowledge, skills, and abilities needed to perform this job successfully, as described in the Accountabilities. Reasonable accommodations may be made to enable individuals with disabilities to perform the essential Accountabilities (duties and responsibilities) of this position. If you need assistance and/or a reasonable accommodation due to a disability during the application or recruiting process, please contact Human Resources at HRRecruiting@snopud.com, or by phone at 425-783-8655.

Qualifications – Education and Experience**Minimum Required Education and Experience:**

Bachelor's Degree in Occupational Safety, Business Administration, or related field;

OR

Four (4) years of experience in customer service, project management, contract administration, or related;

OR

Four (4) years of experience as a Journeyman Lineman or Journeyman Substation Wireman (or equivalent High Voltage Journey level electrical experience), including two (2) years of experience in a safety-related function (i.e. safety committee, safety chair, or related).

Preferred Education and Experience:

Safety experience at an Electric Utility

Qualifications – License(s) and/or Certification(s)

Minimum Required License(s) and/or Certification(s):

Valid Washington State Driver's License with a good driving record.

Preferred License(s) and/or Certification(s):

Qualifications – Skills and Abilities

Minimum Required Skills and Abilities:

Knowledge of record keeping techniques and ability to maintain accurate records.
 Knowledge of basic concepts in adult learning and training.
 Knowledge of fundamentals of basic project management.
 Ability to investigate accidents and perform assorted equipment inspections.

Preferred Skills and Abilities:

Knowledge of business concepts/theories/practices.
 Knowledge of computer applications and spreadsheet development.
 Ability to develop scope of work, schedules, and contracts.

Competencies

The following competencies describe the cluster of behaviors associated with job success in the job group identified as “Professional / Knowledge Worker”.

- Adaptability
- Building Customer Loyalty
- Building Partnerships
- Communication
- Continuous Improvement
- Continuous Learning
- Courage

- Decision Making
- Earning Trust
- Emotional Intelligence Essentials
- Facilitating Change
- Influencing
- Initiating Action
- Innovation
- Leveraging Feedback
- Mentoring
- Planning and Organizing
- Positive Approach
- Professional Knowledge and Aptitude
- Stress Tolerance
- Technology Savvy
- Valuing Differences
- Work Standards

Physical Demands

Physical Demands List

Frequency

Sit	Occasional (11-33%)
Walk	Frequent (34-66%)
Stand	Frequent (34-66%)
Drive	Occasional (11-33%)
Work on ladders	Never
Climb poles or trees	Never
Work at excessive heights (note heights in open text box below)	Never
Twist	Occasional (11-33%)
Bend/Stoop	Occasional (11-33%)
Squat/Kneel	Occasional (11-33%)
Crawl	Seldom (1-10%)
Reach	Occasional (11-33%)
Work above shoulders (note specific activity in open text box below)	Occasional (11-33%)
Use Keyboard /mouse	Frequent (34-66%)
Use wrist (flexion/extension)	Seldom (1-10%)
Grasp (forceful)	Frequent (34-66%)
Fine finger manipulation	Frequent (34-66%)
Operate foot controls	Occasional (11-33%)
Lift (note weight in open text box below)	Occasional (11-33%)
Carry (note weight in open text box below)	Occasional (11-33%)

Push/Pull (note specifics in open text box below)	Seldom (1-10%)
Work rapidly for long periods	Seldom (1-10%)
Use close vision	Frequent (34-66%)
Use distance vision	Frequent (34-66%)
Use color vision	Frequent (34-66%)
Use peripheral depth perception	Occasional (11-33%)
Speak	Frequent (34-66%)
Hear	Frequent (34-66%)

Additional Physical Demands not listed above and associated frequency below.

Mental Demands

Communication

	Frequency
Understand and carry out simple oral instructions	Occasional (11-33%)
Understand and carry out complicated oral instructions	Seldom (1-10%)
Train other workers	Occasional (11-33%)
Work alone	Occasional (11-33%)
Work as a member of a team	Occasional (11-33%)
Follow standards for work interactions	Frequent (34-66%)
Write communications for clarity and understanding	Occasional (11-33%)
Speak with clarity with others	Frequent (34-66%)

Comprehension

	Frequency
Read and carry out simple instructions	Occasional (11-33%)
Read and carry out complicated instructions	Seldom (1-10%)
Retain relevant job information	Frequent (34-66%)

Reasoning

	Frequency
Read and interpret data	Seldom (1-10%)
Count and make simple arithmetic additions and subtractions	Seldom (1-10%)
Use intermediate and/or advanced math	Never

Organization

	Frequency
Plan own work activities	Occasional (11-33%)
Plan work activities of others	Occasional (11-33%)
Direct work activities of others	Seldom (1-10%)

Resilience

	Frequency
Work under pressure	Seldom (1-10%)
Work for long periods of time	Seldom (1-10%)

Work on several tasks at the same time

Occasional (11-33%)

Additional Mental Demands not listed above and associated frequency below.**Work Environment****Environmental Conditions List****Frequency**

Exposure to weather	Seldom (1-10%)
Wet and/or humidity	Seldom (1-10%)
Atmospheric conditions	Seldom (1-10%)
Confined/restricted working environment	Never
Vibratory Tasks – High	Never
Vibratory Tasks – Low	Never

Additional Environmental Conditions in this job not listed above and the associated frequency below.**Risk Conditions List****Frequency**

Exposure to Heights	Never
Exposure to Electricity	Seldom (1-10%)
Exposure to Toxic or Caustic Chemicals	Never
Working with Explosives	Never
Exposure to Radiant Energy	Never
Extreme Cold	Seldom (1-10%)
Extreme Hot	Seldom (1-10%)
Proximity to Moving Mechanical Parts	Seldom (1-10%)
Noise Intensity	Seldom (1-10%)
Exposure to animals	Never
Working with angry customers	Never

Additional Risk Conditions present in this job not listed above and the associated frequency below.

On-Call Status and Frequency**On-Call is required.**

- Yes
 No

On-call activities and frequency.

Occasionally - 1x quarter or 4-6 times a year 0

Work Location**The primary assignment for this position is:**

- Remote
 Office Hybrid
 On-Site
 Field/Job Site

While this description has provided an accurate overview of responsibilities, it does not restrict management's right to assign or reassign duties and responsibilities to this job at any time. This position description is designed to outline primary duties, qualifications, and job scope, but not limit our employees or the organization to complete the work identified. In order to serve our customers best, each employee will offer their services wherever and whenever necessary to ensure the success of the District in serving our customers, to further the safety, health, and inclusivity of employees and the public, and achieve expectations of the District overall, while also remaining flexible in recognition of the employee's wellbeing.



Safety Specialist II

Job Code	20000063	Job Family	People Operations & Culture	Professional / Knowledge Worker
Department	Sec Serv Bus Continuity	Reports to	Sr Mgr Safety Sec & Emrg MGMT	Union Status Non-Represented
FLSA Status	Exempt	Pay Grade	2055	This Job is a Lead No
Last Updated	07/27/2025			

Accountability for Workplace Culture

Our PUD values are at the center of our culture. Putting the safety, health, and well-being of our communities and those we work with is valued above all else and everyone on Team PUD must meet this commitment daily. Nothing we do in achieving our Mission is worth a single injury, and all who interact with us must feel they are valued and welcomed as individuals.

Everyone on Team PUD, in all positions, is accountable for achieving this safe and welcoming culture by:

1. Taking full ownership for the safety of themselves and their coworkers, while ensuring everyone feels valued and welcomed.
2. Taking action to identify and eliminate their own and others' at-risk behaviors, including the behaviors that may undermine another's feelings of being welcomed and valued.
3. Following all safety rules and regulations and ensuring the PUD's expectations for conduct and respect are maintained.
4. Openly sharing near-misses, safety learning opportunities, and ways we can learn to be a more welcoming place while encouraging others to do the same.
5. Utilizing Stop Work Authority to intervene with anyone, anytime, in any place.
6. Intervening or seeking guidance to stop actions that are harmful to the wellbeing, health, or sense of belonging of others, and which are detrimental to our PUD values.

Job Summary

Plans, implements, and maintains the District's accident prevention programs. Offers, teaches, and tracks assorted training District wide. Provides guidance on safety and supports a safety culture.

Accountabilities**Accountability #1**

Deliver excellent customer experiences through powerful cross group partnership and collaboration that improves effectiveness and results by assisting in administering the District's accident prevention program and recommending changes for improvement.

Accountability #2

Achieve the highest level of employee and community trust in how the District manages Safety by conducting safety training courses for all levels of the organization.

Accountability #3

Achieve the highest level of employee and community trust in how the District manages Safety by attending and conducting presentations on organizational safety while ensuring we maintain a strong safety culture.

Accountability #4

Deliver excellent customer experiences through reliable, dependable, predictable service by performing inspections of facilities, tools, and equipment for the Accident Prevention Program. Recommends changes to assist in accident and injury prevention.

Accountability #5

Maintain transparency and the trust of our customers and stakeholders by assisting in compiling and analyzing on-the-job accident and safety data to track trends and develop preventative strategies.

Accountability #6**Accountability #7**

Accountability #8**Accountability #9****Accountability #10****Minimum Qualifications Note**

The minimum qualifications listed below are representative of the knowledge, skills, and abilities needed to perform this job successfully, as described in the Accountabilities. Reasonable accommodations may be made to enable individuals with disabilities to perform the essential Accountabilities (duties and responsibilities) of this position. If you need assistance and/or a reasonable accommodation due to a disability during the application or recruiting process, please contact Human Resources at HRRecruiting@snopud.com, or by phone at 425-783-8655.

Qualifications – Education and Experience**Minimum Required Education and Experience:**

Bachelor's Degree in Occupational Safety, Business Administration, or related field, AND
Two (2) years of experience working directly in a safety professional position providing safety related training, inspection, and/or program development;

OR

Four (4) years of experience in customer service, project management, contract administration, or related, AND
Two (2) years of experience working directly in a safety professional position providing safety related training, inspection, and/or program development;

OR

Six (6) years of experience as a Journeyman Lineman or Journeyman Substation Wireman (or equivalent High Voltage Journey level electrical experience), including two (2) years of experience

in a safety-related function (i.e. safety committee, safety chair, or related).

Preferred Education and Experience:

Safety experience at an Electric Utility

Qualifications – License(s) and/or Certification(s)

Minimum Required License(s) and/or Certification(s):

Valid Washington State Driver's License with a good driving record.

Preferred License(s) and/or Certification(s):

Certified accreditation in occupational hearing conservation.

Certified instructor in basic first aid/cpr/aed.

Defensive driving instructor.

Certified Safety Professional or Certified Utility Safety Professional.

Qualifications – Skills and Abilities

Minimum Required Skills and Abilities:

Ability to interpret federal, state, local, and District policies and regulations.

Ability to communicate effectively both orally and in writing with all entities.

Conduct safety training and promote safety awareness to further the District's safety culture.

Preferred Skills and Abilities:

Ability to use noise level analysis equipment.

Knowledge of and ability to teach defensive driving.

Certification to respond to hazardous substance incidents.

Competencies

The following competencies describe the cluster of behaviors associated with job success in the job group identified as “Professional / Knowledge Worker”.

- Adaptability
- Building Customer Loyalty
- Building Partnerships
- Communication
- Continuous Improvement
- Continuous Learning
- Courage
- Decision Making
- Earning Trust
- Emotional Intelligence Essentials
- Facilitating Change
- Influencing
- Initiating Action
- Innovation
- Leveraging Feedback
- Mentoring
- Planning and Organizing
- Positive Approach
- Professional Knowledge and Aptitude
- Stress Tolerance
- Technology Savvy
- Valuing Differences
- Work Standards

Physical Demands

Physical Demands List

Frequency

Sit	Frequent (34-66%)
Walk	Occasional (11-33%)
Stand	Frequent (34-66%)
Drive	Occasional (11-33%)
Work on ladders	Seldom (1-10%)
Climb poles or trees	Never
Work at excessive heights (note heights in open text box below)	Never
Twist	Occasional (11-33%)
Bend/Stoop	Occasional (11-33%)
Squat/Kneel	Seldom (1-10%)
Crawl	Seldom (1-10%)
Reach	Occasional (11-33%)
Work above shoulders (note specific activity in open text box below)	Occasional (11-33%)

Use Keyboard /mouse	Frequent (34-66%)
Use wrist (flexion/extension)	Seldom (1-10%)
Grasp (forceful)	Frequent (34-66%)
Fine finger manipulation	Frequent (34-66%)
Operate foot controls	Occasional (11-33%)
Lift (note weight in open text box below)	Frequent (34-66%)
Carry (note weight in open text box below)	Frequent (34-66%)
Push/Pull (note specifics in open text box below)	Seldom (1-10%)
Work rapidly for long periods	Seldom (1-10%)
Use close vision	Frequent (34-66%)
Use distance vision	Frequent (34-66%)
Use color vision	Frequent (34-66%)
Use peripheral depth perception	Frequent (34-66%)
Speak	Frequent (34-66%)
Hear	Frequent (34-66%)

Additional Physical Demands not listed above and associated frequency below.

Mental Demands

Communication

	Frequency
Understand and carry out simple oral instructions	Constant (67-100%)
Understand and carry out complicated oral instructions	Occasional (11-33%)
Train other workers	Occasional (11-33%)
Work alone	Occasional (11-33%)
Work as a member of a team	Frequent (34-66%)
Follow standards for work interactions	Frequent (34-66%)
Write communications for clarity and understanding	Frequent (34-66%)
Speak with clarity with others	Frequent (34-66%)

Comprehension

	Frequency
Read and carry out simple instructions	Frequent (34-66%)
Read and carry out complicated instructions	Occasional (11-33%)
Retain relevant job information	Frequent (34-66%)

Reasoning

	Frequency
Read and interpret data	Occasional (11-33%)
Count and make simple arithmetic additions and subtractions	Occasional (11-33%)
Use intermediate and/or advanced math	Seldom (1-10%)

Organization	Frequency
Plan own work activities	Frequent (34-66%)
Plan work activities of others	Frequent (34-66%)
Direct work activities of others	Frequent (34-66%)
Resilience	Frequency
Work under pressure	Occasional (11-33%)
Work for long periods of time	Occasional (11-33%)
Work on several tasks at the same time	Frequent (34-66%)

Additional Mental Demands not listed above and associated frequency below.

Work Environment

Environmental Conditions List	Frequency
Exposure to weather	Seldom (1-10%)
Wet and/or humidity	Seldom (1-10%)
Atmospheric conditions	Seldom (1-10%)
Confined/restricted working environment	Never
Vibratory Tasks – High	Never
Vibratory Tasks – Low	Never

Additional Environmental Conditions in this job not listed above and the associated frequency below.

Risk Conditions List	Frequency
Exposure to Heights	Never
Exposure to Electricity	Seldom (1-10%)
Exposure to Toxic or Caustic Chemicals	Seldom (1-10%)
Working with Explosives	Never
Exposure to Radiant Energy	Never
Extreme Cold	Seldom (1-10%)
Extreme Hot	Seldom (1-10%)
Proximity to Moving Mechanical Parts	Occasional (11-33%)
Noise Intensity	Seldom (1-10%)
Exposure to animals	Seldom (1-10%)

Working with angry customers

Seldom (1-10%)

Additional Risk Conditions present in this job not listed above and the associated frequency below.

On-Call Status and Frequency

On-Call is required.

- Yes
 No

On-call activities and frequency.

Frequently - 1x month 6-12 times a year Engineers are called out on an as-needed bases. It is dependent on the nature of the outage or issue and the frequency of inclement weather. More experienced staff will be called out more frequently due to their experience and expertise with solving issues. As availability allows, junior staff may be called to assist with troubleshooting and to gain knowledge and experience.

Work Location

The primary assignment for this position is:

- Remote
 Office Hybrid
 On-Site
 Field/Job Site

While this description has provided an accurate overview of responsibilities, it does not restrict management's right to assign or reassign duties and responsibilities to this job at any time. This position description is designed to outline primary duties, qualifications, and job scope, but not limit our employees or the organization to complete the work identified. In order to serve our customers best, each employee will offer their services wherever and whenever necessary to ensure the success of the District in serving our customers, to further the safety, health, and inclusivity of employees and the public, and achieve expectations of the District overall, while also remaining flexible in recognition of the employee's wellbeing.



Safety Specialist III

Job Code	20000106	Job Family	People Operations & Culture	Professional / Knowledge Worker	
Department	Sec Serv Bus Continuity	Reports to	Sr Mgr Safety Sec & Emrg MGMT	Union Status	Non-Represented
FLSA Status	Exempt	Pay Grade	2057	This Job is a Lead	No
Last Updated	07/27/2025				

Accountability for Workplace Culture

Our PUD values are at the center of our culture. Putting the safety, health, and well-being of our communities and those we work with is valued above all else and everyone on Team PUD must meet this commitment daily. Nothing we do in achieving our Mission is worth a single injury, and all who interact with us must feel they are valued and welcomed as individuals.

Everyone on Team PUD, in all positions, is accountable for achieving this safe and welcoming culture by:

1. Taking full ownership for the safety of themselves and their coworkers, while ensuring everyone feels valued and welcomed.
2. Taking action to identify and eliminate their own and others' at-risk behaviors, including the behaviors that may undermine another's feelings of being welcomed and valued.
3. Following all safety rules and regulations and ensuring the PUD's expectations for conduct and respect are maintained.
4. Openly sharing near-misses, safety learning opportunities, and ways we can learn to be a more welcoming place while encouraging others to do the same.
5. Utilizing Stop Work Authority to intervene with anyone, anytime, in any place.
6. Intervening or seeking guidance to stop actions that are harmful to the wellbeing, health, or sense of belonging of others, and which are detrimental to our PUD values.

Job Summary

Collaborates with, facilitates, and supports front-line employees and managers who are the primary drivers of the safety culture. Provides technical guidance and consultation to safety personnel embedded within departments, safety department personnel, safety chairs, management, foreman/leads and other District staff, driving the shared safety culture and our District values into all areas of the organization through effective informal leadership and influence. May also serve in a lead role and assist in planning, coordinating, prioritizing, monitoring and evaluating the work results in assigned area. Plans, implements, monitors, and maintains the District's Accident Prevention Program. Works directly with Federal, State, and professional/technical/regulatory agencies and the public for the promotion of electrical safety and health.

Accountabilities**Accountability #1**

Achieve the highest level of employee and community trust in how the District manages Safety by helping to lead, motivate, and foster a safety-conscious culture in the workplace to reduce incidents and injuries.

Accountability #2

Demonstrate powerful partnership that serves as a valuable resource for our employees by providing technical safety assistance and support to safety personnel embedded within departments, and assists with their cross-departmental safety learning opportunities to support shared safety culture.

Accountability #3

Demonstrate powerful partnership that anticipates the needs of our employees by ensuring safety training requirements are identified and appropriately administered within the Learning Management System to ensure employees are prepared. Partners with embedded safety personnel to incorporate additional safety training desired to support the District's safety culture. Ensures embedded safety personnel and District managers/foreman have access to dashboards showing all upcoming and due training by employee. Maintains and tracks records for all employee safety training in the Learning Management System and other projects as required.

Accountability #4

Increase the public's confidence in the quality of Safety by working directly with and representing the District before governmental agencies, the private sector and the public, partnering with embedded safety personnel to support their messaging.

Accountability #5

Maintain transparency and the trust of our customers and stakeholders by preparing and reviewing extensive monthly, quarterly and annual summary data and develops recommendations to further the safety culture based on analytics. Compiles and analyzes on-the-job industrial accident and safety data, provides recommendations for developing and implementing remedial measures. Monitors safety programs for effectiveness and makes recommendations for improvement.

Accountability #6

Provides content and curriculum development for Safety training courses such as First Aid and CPR, Defensive Driving, Back Injury Prevention, Hearing Conservation Program, Office Safety, Hazardous Materials Handling and Spill Response, Construction Safety, MSDS and other utility- oriented safety training courses. Conducts such training as necessary in lieu of or in partnership with embedded safety personnel.

Accountability #7**Accountability #8****Accountability #9****Accountability #10****Minimum Qualifications Note**

The minimum qualifications listed below are representative of the knowledge, skills, and abilities needed to perform this job successfully, as described in the Accountabilities. Reasonable accommodations may be made to enable individuals with disabilities to perform the essential Accountabilities (duties and responsibilities) of this position. If you need assistance and/or a reasonable accommodation due to a disability during the application or recruiting process, please contact Human Resources at HRRecruiting@snopud.com, or by phone at 425-783-8655.

Qualifications – Education and Experience

Minimum Required Education and Experience:

Bachelor's Degree in Occupational Safety, Business Administration, or related field, AND
Four (4) years of experience working directly in a safety professional position providing safety related training, inspection, and/or program development;

OR

Four (4) years of experience in customer service, project management, contract administration, or related, AND
Four (4) years of experience working directly in a safety professional position providing safety related training, inspection, and/or program development;

OR

Eight (8) years of experience as a Journeyman Lineman or Journeyman Substation Wireman (or equivalent High Voltage Journey level electrical experience), including four (4) years of experience in a safety-related function (i.e. safety committee, safety chair, or related).

Preferred Education and Experience:

Safety experience at an Electric Utility

Qualifications – License(s) and/or Certification(s)**Minimum Required License(s) and/or Certification(s):**

Valid Washington State Driver's License with a good driving record.
Successful completion of a professional safety certification within 18 months of assuming the position.
Successful completion of "Train the Trainer" or similar course within six months from date of hire.

Preferred License(s) and/or Certification(s):

Certified in root cause analysis, accident prevention/investigation or similar.
Certified Safety Professional or Certified Utility Safety Professional.
Certified to teach First Aid and Defensive Driving.
Certified to conduct Audiometric Hearing Tests.

Qualifications – Skills and Abilities

Minimum Required Skills and Abilities:

Must be able to influence and drive a safety culture throughout the organization at all levels.

Must also be able to communicate effectively with all levels and in all manors.

Work independently and use discretionary judgment.

Analyze all potential safety hazards, statistics, and reports.

Coaching and consulting techniques.

Group facilitation and collaboration techniques.

Interest based bargaining or other conflict resolution practices.

Safety regulations and hazards inherent to the electric and water utility industry.

Specific knowledge of applicable state and federal safety standards for electrical workers.

Electrical construction standards and work processes.

Preferred Skills and Abilities:

Experience supervising or leading personnel in multiple settings.

Experience and training in root cause analysis to prevent and/or investigate accidents.

Competencies

The following competencies describe the cluster of behaviors associated with job success in the job group identified as “Professional / Knowledge Worker”.

- Adaptability
- Building Customer Loyalty
- Building Partnerships
- Communication
- Continuous Improvement
- Continuous Learning
- Courage
- Decision Making
- Earning Trust
- Emotional Intelligence Essentials
- Facilitating Change
- Influencing
- Initiating Action
- Innovation
- Leveraging Feedback

- Mentoring
- Planning and Organizing
- Positive Approach
- Professional Knowledge and Aptitude
- Stress Tolerance
- Technology Savvy
- Valuing Differences
- Work Standards

Physical Demands

Physical Demands List

Frequency

Sit	Occasional (11-33%)
Walk	Occasional (11-33%)
Stand	Occasional (11-33%)
Drive	Seldom (1-10%)
Work on ladders	Seldom (1-10%)
Climb poles or trees	Never
Work at excessive heights (note heights in open text box below)	Seldom (1-10%)
Twist	Seldom (1-10%)
Bend/Stoop	Seldom (1-10%)
Squat/Kneel	Seldom (1-10%)
Crawl	Seldom (1-10%)
Reach	Occasional (11-33%)
Work above shoulders (note specific activity in open text box below)	Occasional (11-33%)
Use Keyboard /mouse	Frequent (34-66%)
Use wrist (flexion/extension)	Seldom (1-10%)
Grasp (forceful)	Seldom (1-10%)
Fine finger manipulation	Seldom (1-10%)
Operate foot controls	Seldom (1-10%)
Lift (note weight in open text box below)	Seldom (1-10%)
Carry (note weight in open text box below)	Seldom (1-10%)
Push/Pull (note specifics in open text box below)	Seldom (1-10%)
Work rapidly for long periods	Never
Use close vision	Occasional (11-33%)
Use distance vision	Occasional (11-33%)
Use color vision	Frequent (34-66%)
Use peripheral depth perception	Occasional (11-33%)
Speak	Frequent (34-66%)
Hear	Frequent (34-66%)

Additional Physical Demands not listed above and associated frequency below.

Mental Demands

Communication	Frequency
Understand and carry out simple oral instructions	Occasional (11-33%)
Understand and carry out complicated oral instructions	Occasional (11-33%)
Train other workers	Frequent (34-66%)
Work alone	Occasional (11-33%)
Work as a member of a team	Occasional (11-33%)
Follow standards for work interactions	Occasional (11-33%)
Write communications for clarity and understanding	Occasional (11-33%)
Speak with clarity with others	Frequent (34-66%)
Comprehension	Frequency
Read and carry out simple instructions	Frequent (34-66%)
Read and carry out complicated instructions	Occasional (11-33%)
Retain relevant job information	Frequent (34-66%)
Reasoning	Frequency
Read and interpret data	Occasional (11-33%)
Count and make simple arithmetic additions and subtractions	Occasional (11-33%)
Use intermediate and/or advanced math	Seldom (1-10%)
Organization	Frequency
Plan own work activities	Frequent (34-66%)
Plan work activities of others	Seldom (1-10%)
Direct work activities of others	Seldom (1-10%)
Resilience	Frequency
Work under pressure	Occasional (11-33%)
Work for long periods of time	Seldom (1-10%)
Work on several tasks at the same time	Seldom (1-10%)

Additional Mental Demands not listed above and associated frequency below.

Work Environment**Environmental Conditions List****Frequency**

Exposure to weather	Seldom (1-10%)
Wet and/or humidity	Seldom (1-10%)
Atmospheric conditions	Seldom (1-10%)
Confined/restricted working environment	Seldom (1-10%)
Vibratory Tasks – High	Seldom (1-10%)
Vibratory Tasks – Low	Seldom (1-10%)

Additional Environmental Conditions in this job not listed above and the associated frequency below.

Risk Conditions List**Frequency**

Exposure to Heights	Seldom (1-10%)
Exposure to Electricity	Seldom (1-10%)
Exposure to Toxic or Caustic Chemicals	Seldom (1-10%)
Working with Explosives	Never
Exposure to Radiant Energy	Never
Extreme Cold	Seldom (1-10%)
Extreme Hot	Seldom (1-10%)
Proximity to Moving Mechanical Parts	Seldom (1-10%)
Noise Intensity	Seldom (1-10%)
Exposure to animals	Seldom (1-10%)
Working with angry customers	Seldom (1-10%)

Additional Risk Conditions present in this job not listed above and the associated frequency below.

On-Call Status and Frequency**On-Call is required.**

- Yes
 No

On-call activities and frequency.

Frequently - 1x month 6-12 times a year Engineers are called out on an as-needed bases. It is dependent on the nature of the outage or issue and the frequency of inclement weather. More experienced staff

will be called out more frequently due to their experience and expertise with solving issues. As availability allows, junior staff may be called to assist with troubleshooting and to gain knowledge and experience.

Work Location

The primary assignment for this position is:

- Remote
- Office Hybrid
- On-Site
- Field/Job Site

While this description has provided an accurate overview of responsibilities, it does not restrict management's right to assign or reassign duties and responsibilities to this job at any time. This position description is designed to outline primary duties, qualifications, and job scope, but not limit our employees or the organization to complete the work identified. In order to serve our customers best, each employee will offer their services wherever and whenever necessary to ensure the success of the District in serving our customers, to further the safety, health, and inclusivity of employees and the public, and achieve expectations of the District overall, while also remaining flexible in recognition of the employee's wellbeing.



Lead Safety Specialist

Job Code	20001030	Job Family	People Operations & Culture	Professional / Knowledge Worker
Department	Sec Serv Bus Continuity	Reports to	Sr Mgr Safety Sec & Emrg MGMT	Union Status Non-Represented
FLSA Status	Exempt	Pay Grade	2058	This Job is a Lead Yes
Last Updated	12/1/2022			

Accountability for Workplace Culture

Our PUD values are at the center of our culture. Putting the safety, health, and well-being of our communities and those we work with is valued above all else and everyone on Team PUD must meet this commitment daily. Nothing we do in achieving our Mission is worth a single injury, and all who interact with us must feel they are valued and welcomed as individuals.

Everyone on Team PUD, in all positions, is accountable for achieving this safe and welcoming culture by:

1. Taking full ownership for the safety of themselves and their coworkers, while ensuring everyone feels valued and welcomed.
2. Taking action to identify and eliminate their own and others' at-risk behaviors, including the behaviors that may undermine another's feelings of being welcomed and valued.
3. Following all safety rules and regulations and ensuring the PUD's expectations for conduct and respect are maintained.
4. Openly sharing near-misses, safety learning opportunities, and ways we can learn to be a more welcoming place while encouraging others to do the same.
5. Utilizing Stop Work Authority to intervene with anyone, anytime, in any place.
6. Intervening or seeking guidance to stop actions that are harmful to the wellbeing, health, or sense of belonging of others, and which are detrimental to our PUD values.

Job Summary

Under the direction of the Sr Manager, Safety Security and Emergency Management, leads the Safety functions of the District, developing and executing comprehensive, proactive safety strategies that drive the shared safety culture and our District values into all areas of the organization. Oversees a team of Safety Specialists and ensures the coordination of their efforts.

Accountabilities**Accountability #1**

Achieve the highest level of employee and community trust in how the District manages Safety by leading, motivating, and fostering a safety-conscious culture in the workplace to reduce incidents and injuries, and similar responsibilities.

Accountability #2

Leads efforts to achieve the District's highest efficiency by reviewing District policies and safety practices and comparing them with industry standards and best practices, to identify areas for improvement and make recommendations, and similar responsibilities.

Accountability #3

Ensures transparent communication with District Leadership via regular reports and presentations of findings and recommendations and similar responsibilities.

Accountability #4

Increase the public's confidence in the quality of Safety by working directly with and representing the District before governmental agencies, the private sector and the public, partnering with embedded safety personnel to support their messaging.

Accountability #5

Demonstrate powerful partnership that anticipates the needs of our employees by leading efforts to ensure safety training requirements are identified and appropriately administered within the Learning Management System. Ensures embedded safety personnel and District managers/foreman have access to dashboards showing all upcoming and due training by employee, and similar responsibilities.

Accountability #6

Contribute to career growth opportunities for other Safety staff through coaching and mentoring, and similar responsibilities

Accountability #7**Accountability #8****Accountability #9****Accountability #10****Minimum Qualifications Note**

The minimum qualifications listed below are representative of the knowledge, skills, and abilities needed to perform this job successfully, as described in the Accountabilities. Reasonable accommodations may be made to enable individuals with disabilities to perform the essential Accountabilities (duties and responsibilities) of this position. If you need assistance and/or a reasonable accommodation due to a disability during the application or recruiting process, please contact Human Resources at HRRecruiting@snopud.com, or by phone at 425-783-8655.

Qualifications – Education and Experience**Minimum Required Education and Experience:**

Bachelor's Degree in Occupational Safety, Business Administration, or related field, AND
Six (6) years of experience working directly in a safety professional position providing safety related training, inspection, and/or program development;

OR

Four (4) years of experience in customer service, project management, contract administration, or related, AND
Six (6) years of experience working directly in a safety professional position providing safety related training, inspection, and/or program development;

OR

Ten (10) years of experience as a Journeyman Lineman or Journeyman Substation Wireman (or equivalent High Voltage Journey level electrical experience), including six (6) years of experience in a safety-related function (i.e. safety committee, safety chair, or related).

Preferred Education and Experience:

Safety experience at an Electric Utility

Qualifications – License(s) and/or Certification(s)

Minimum Required License(s) and/or Certification(s):

Washington State Driver's License.

Successful completion of a professional safety certification within eighteen (18) months of assuming the position.

Successful completion of "Train the Trainer" or similar course within six (6) months from date of hire.

Preferred License(s) and/or Certification(s):

Certified in root cause analysis, accident prevention/investigation or similar.

Certified Safety Professional or Certified Utility Safety Professional.

Certified to teach First Aid and Defensive Driving.

Certified to conduct Audiometric Hearing Tests.

Qualifications – Skills and Abilities

Minimum Required Skills and Abilities:

Must be able to influence and drive a safety culture throughout the organization at all levels.

Must be able to communicate effectively with all levels and in all manors.

Work independently and use discretionary judgment.

Analyze all potential safety hazards, statistics, and reports.

Coaching and consulting techniques.

Group facilitation and collaboration techniques.

Interest based bargaining or other conflict resolution practices.

Safety regulations and hazards inherent to the electric and water utility industry.

Specific knowledge of applicable state and federal safety standards for electrical workers.

Electrical construction standards and work processes.

Preferred Skills and Abilities:

Experience supervising or leading personnel in multiple settings.

Experience and training in root cause analysis to prevent and/or investigate accidents.

Competencies

The following competencies describe the cluster of behaviors associated with job success in the job group identified as “Leader” at the Manager level.

Adaptability
Aligning Performance for Success
Building Customer Relationships
Building Talent
Coaching
Communication
Continuous Improvement
Continuous Learning
Courage
Creating a Culture of Trust
Creating an Inclusive Environment
Customer Focus
Delegation and Empowerment
Driving for Results
Driving Innovation
Emotional Intelligence Essentials
Empowering Decision Making
Execution
Guiding Team Success
Initiating Action
Inspiring Others
Leveraging Feedback
Positive Approach
Professional Knowledge and Aptitude
Selecting Talent
Stress Tolerance
Technology Savvy

Physical Demands**Physical Demands List****Frequency**

Sit	Occasional (11-33%)
Walk	Occasional (11-33%)
Stand	Occasional (11-33%)
Drive	Seldom (1-10%)
Work on ladders	Seldom (1-10%)
Climb poles or trees	Never
Work at excessive heights (note heights in open text box below)	Seldom (1-10%)
Twist	Seldom (1-10%)
Bend/Stoop	Seldom (1-10%)
Squat/Kneel	Seldom (1-10%)
Crawl	Seldom (1-10%)
Reach	Occasional (11-33%)
Work above shoulders (note specific activity in open text box below)	Occasional (11-33%)
Use Keyboard /mouse	Frequent (34-66%)
Use wrist (flexion/extension)	Seldom (1-10%)
Grasp (forceful)	Seldom (1-10%)
Fine finger manipulation	Seldom (1-10%)
Operate foot controls	Seldom (1-10%)
Lift (note weight in open text box below)	Seldom (1-10%)
Carry (note weight in open text box below)	Seldom (1-10%)
Push/Pull (note specifics in open text box below)	Seldom (1-10%)
Work rapidly for long periods	Never
Use close vision	Occasional (11-33%)
Use distance vision	Occasional (11-33%)
Use color vision	Frequent (34-66%)
Use peripheral depth perception	Occasional (11-33%)
Speak	Frequent (34-66%)
Hear	Frequent (34-66%)

Additional Physical Demands not listed above and associated frequency below.

Mental Demands

Communication	Frequency
Understand and carry out simple oral instructions	Occasional (11-33%)
Understand and carry out complicated oral instructions	Occasional (11-33%)
Train other workers	Frequent (34-66%)
Work alone	Occasional (11-33%)
Work as a member of a team	Occasional (11-33%)
Follow standards for work interactions	Occasional (11-33%)
Write communications for clarity and understanding	Occasional (11-33%)
Speak with clarity with others	Frequent (34-66%)
Comprehension	Frequency
Read and carry out simple instructions	Frequent (34-66%)
Read and carry out complicated instructions	Occasional (11-33%)
Retain relevant job information	Frequent (34-66%)
Reasoning	Frequency
Read and interpret data	Occasional (11-33%)
Count and make simple arithmetic additions and subtractions	Occasional (11-33%)
Use intermediate and/or advanced math	Seldom (1-10%)
Organization	Frequency
Plan own work activities	Frequent (34-66%)
Plan work activities of others	Seldom (1-10%)
Direct work activities of others	Seldom (1-10%)
Resilience	Frequency
Work under pressure	Occasional (11-33%)
Work for long periods of time	Seldom (1-10%)
Work on several tasks at the same time	Seldom (1-10%)

Additional Mental Demands not listed above and associated frequency below.

Work Environment

Environmental Conditions List	Frequency
Exposure to weather	Seldom (1-10%)
Wet and/or humidity	Seldom (1-10%)
Atmospheric conditions	Seldom (1-10%)

Confined/restricted working environment	Seldom (1-10%)
Vibratory Tasks – High	Seldom (1-10%)
Vibratory Tasks – Low	Seldom (1-10%)

Additional Environmental Conditions in this job not listed above and the associated frequency below.

Risk Conditions List	Frequency
Exposure to Heights	Seldom (1-10%)
Exposure to Electricity	Seldom (1-10%)
Exposure to Toxic or Caustic Chemicals	Seldom (1-10%)
Working with Explosives	Never
Exposure to Radiant Energy	Never
Extreme Cold	Seldom (1-10%)
Extreme Hot	Seldom (1-10%)
Proximity to Moving Mechanical Parts	Seldom (1-10%)
Noise Intensity	Seldom (1-10%)
Exposure to animals	Seldom (1-10%)
Working with angry customers	Seldom (1-10%)

Additional Risk Conditions present in this job not listed above and the associated frequency below.

On-Call Status and Frequency

On-Call is required.

- Yes
 No

On-call activities and frequency.

Daily The Senior Manager is on call 24x7x365 to handle escalations and incidents related to systems operations supporting all critical business functions such as grid operations, contact center, customer communications (e.g., outage map), power scheduling, ECC and more. Major implementations such as Connect Up or changes being implemented into the utility model. All major technology solutions being implemented are supported by the Senior Manager and their team of technology experts. All work performed on critical systems including patching, upgrades, implementations, enhancements, and various support functions are regularly performed on nights, weekends, and holidays. The Senior Manager directly oversees or provides escalation support if issues arise and coordinates with all levels of

leadership throughout the utility.

Work Location

The primary assignment for this position is:

- Remote
- Office Hybrid
- On-Site
- Field/Job Site

While this description has provided an accurate overview of responsibilities, it does not restrict management's right to assign or reassign duties and responsibilities to this job at any time. This position description is designed to outline primary duties, qualifications, and job scope, but not limit our employees or the organization to complete the work identified. In order to serve our customers best, each employee will offer their services wherever and whenever necessary to ensure the success of the District in serving our customers, to further the safety, health, and inclusivity of employees and the public, and achieve expectations of the District overall, while also remaining flexible in recognition of the employee's wellbeing.



BUSINESS OF THE COMMISSION

Meeting Date: May 5, 2026

Agenda Item: 7A

TITLE

Commission Reports

SUBMITTED FOR: Commission Business

Commission _____	Allison Morrison _____	8037 _____
<i>Department</i>	<i>Contact</i>	<i>Extension</i>
Date of Previous Briefing: _____		
Estimated Expenditure: _____		Presentation Planned <input type="checkbox"/>

ACTION REQUIRED:

- Decision Preparation
- Policy Discussion
- Policy Decision
- Statutory
- Incidental (Information)
- Monitoring Report

SUMMARY STATEMENT:

Identify the relevant Board policies and impacts:

The Commissioners regularly attend and participate in meetings, seminars, and workshops and report on their activities.

List Attachments:
None



BUSINESS OF THE COMMISSION

Meeting Date: May 5, 2026

Agenda Item: 7B

TITLE

Commissioner Event Calendar

SUBMITTED FOR: Commission Business

Commission _____	Allison Morrison _____	8037 _____
<i>Department</i>	<i>Contact</i>	<i>Extension</i>
Date of Previous Briefing: _____		
Estimated Expenditure: _____		Presentation Planned <input type="checkbox"/>

ACTION REQUIRED:

- Decision Preparation
- Policy Discussion
- Policy Decision
- Statutory
- Incidental (Information)
- Monitoring Report

SUMMARY STATEMENT:

Identify the relevant Board policies and impacts:

The Commissioner Event Calendar is enclosed for Board review.

List Attachments:

Commissioner Event Calendar

May 2026

May 1:

- Edmonds College Big Check Presentation
Lynnwood, WA – 1:00 p.m. – 2:00 p.m.
(Logan)

May 6:

- Sky Valley Chamber – Virtual
12:00 p.m. – 1:00 p.m.
(Olson)

May 6 - 8:

- PPC/PNUCC Meetings – Portland, OR
(Logan/Altamirano-Crosby/Olson)

May 12:

- Stilly Valley Chamber – Arlington, WA
12:00 p.m. – 1:00 p.m.
(Logan)

May 13:

- Lake Stevens Chamber Luncheon
Lake Stevens, WA – 11:30 a.m. – 1:00 p.m.
(Olson)

May 18 - 21

- Northwest Public Power Association (NWPPA)
Annual Conference and Membership Meeting
Spokane, WA
(Logan/Altamirano-Crosby/Olson)

May 29:

- Marysville-Tulalip Chamber – Marysville, WA
7:30 a.m. – 9:00 a.m.
(Logan)

Commissioner Event Calendar – 2026

June 2026	
<u>June 2026</u>	<p><u>June 2:</u></p> <ul style="list-style-type: none">• Snohomish County Update – Mukilteo, WA (Altamirano-Crosby/Logan/Olson) <p><u>June 3 - 4:</u></p> <ul style="list-style-type: none">• PPC Meeting – Portland, OR <p><u>June 25-July 1:</u></p> <ul style="list-style-type: none">• American Public Power Association (APPA) National Conference – Boston, MA (Logan/Altamirano-Crosby/Olson)

For Planning Purposes Only and Subject to Change at any Time

July 2026

July 10:

- PNUCC Meeting - Virtual

July 22 - 23

- Energy Northwest (ENW) Board of Directors Meeting - Tri-Cities, WA (Logan)

Commissioner Event Calendar – 2026

August 2026	
<u>August 2026</u>	<u>August 5 - 7:</u> <ul style="list-style-type: none">• PPC/PNUCC Meetings – Boise, ID

****For Planning Purposes Only and Subject to Change at any Time****

September 2026

September 2 - 4:

- PPC/PNUCC Meetings – Portland, OR

Commissioner Event Calendar – 2026

October 2026	
<u>October 2026</u>	<u>October 7 - 8:</u> <ul style="list-style-type: none">• PPC Meetings – Portland, OR <u>October 9:</u> <ul style="list-style-type: none">• PNUCC Meeting – Virtual <u>October 21 - 22:</u> <ul style="list-style-type: none">• Energy Northwest (ENW) Board of Directors Meeting – Tri-Cities, WA (Logan)

****For Planning Purposes Only and Subject to Change at any Time****

November 2026

November 4 - 6:

- PPC/PNUCC Annual Meetings – Portland, OR


Commissioner Event Calendar – 2026

December 2026	
<u>December 2026</u>	<u>December:</u>


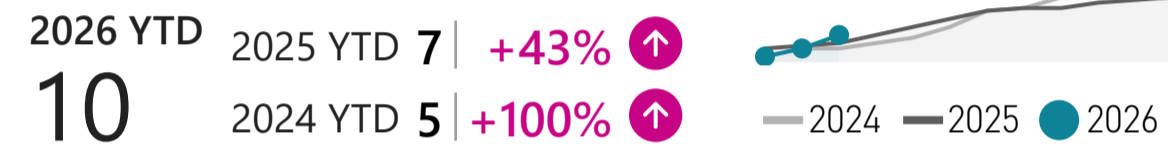
****For Planning Purposes Only and Subject to Change at any Time****

Safeguard What Matters

OSHA Recordable Injuries



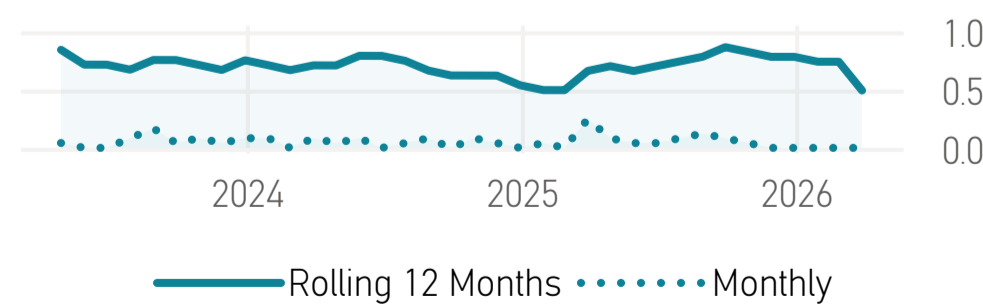
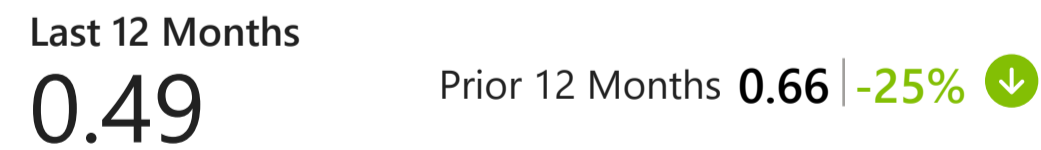
Preventable Vehicle Accidents



Water System Reliability

In the last 12 months, there have been **12** unplanned water outages. On average, outages impacted **17** customers and lasted **144** minutes.

Outages Per 1,000 Customers


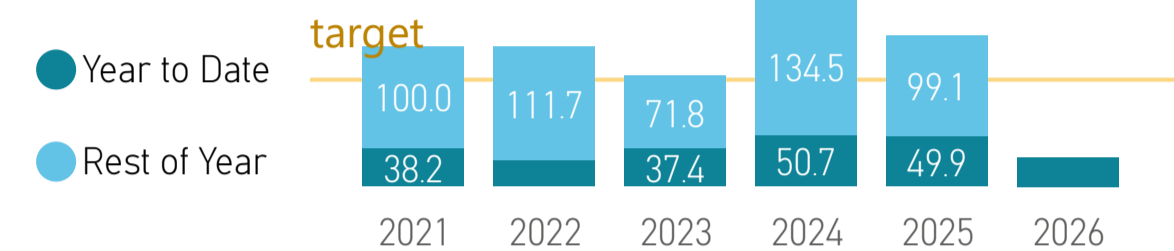
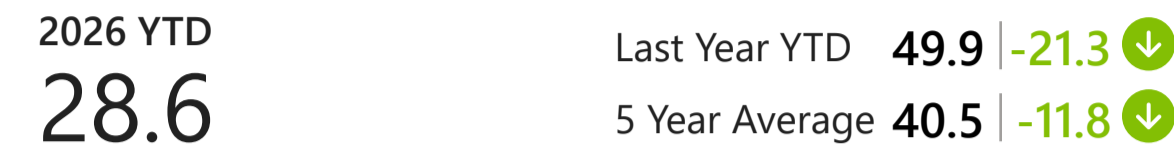


sparkline graphs: **yellow line** = target, **dots** = best / worst results

Electric System Reliability


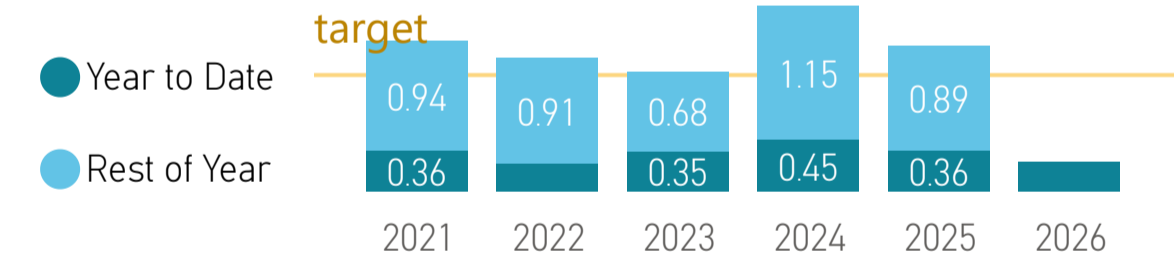
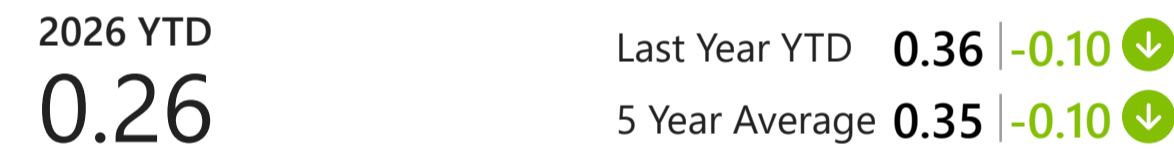
SAIDI | System Average Interruption Duration Index

average total minutes a customer was without power



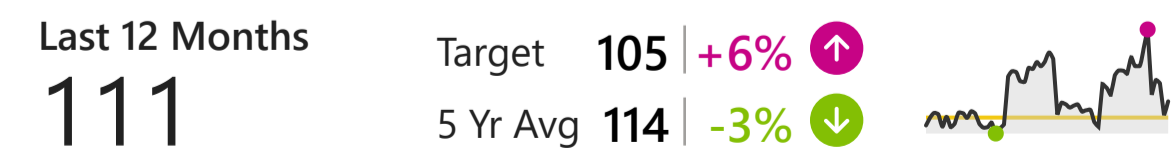
SAIFI | System Average Interruption Frequency Index

average times a customer was without power



CAIDI | Customer Average Interruption Duration Index

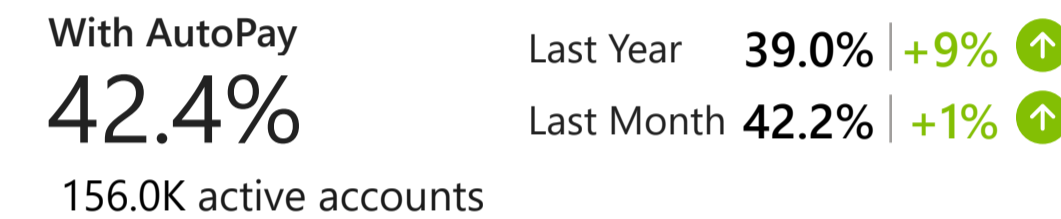
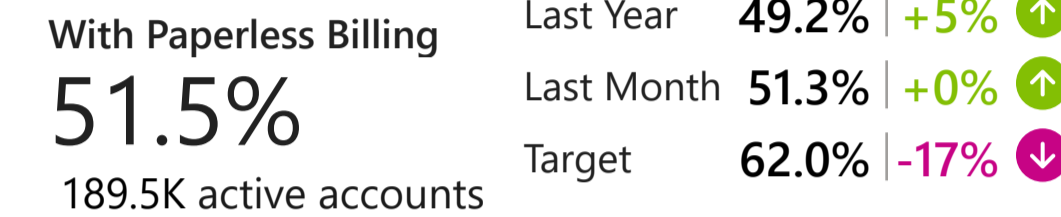
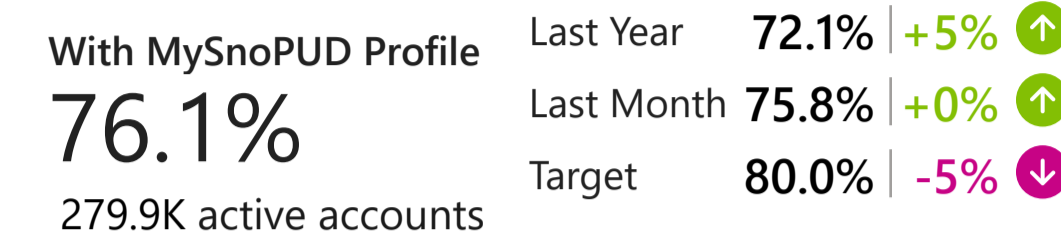
average minutes an outage lasted



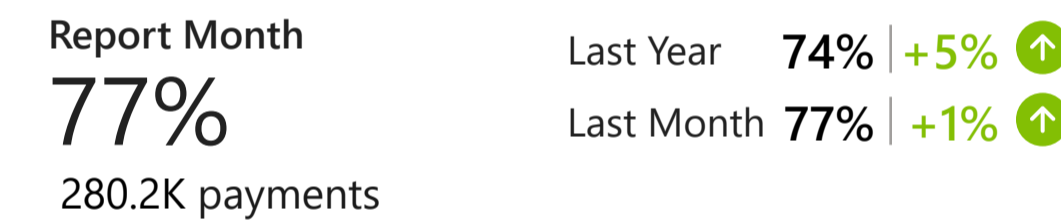
Metrics exclude planned outages and major event days (0 YTD).

Customer Digital Platform Usage

Active Accounts at Month End



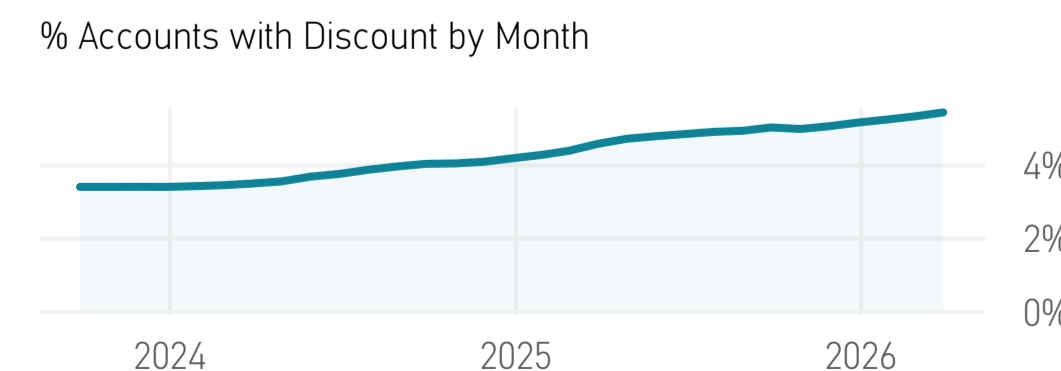
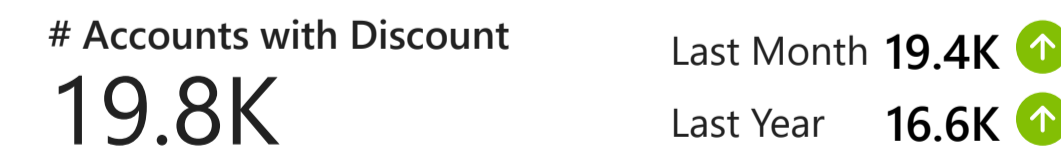
Payments Made via SnoPUD Digital Platforms



* Includes AutoPay, MySnoPUD, one-time payment, and IVR

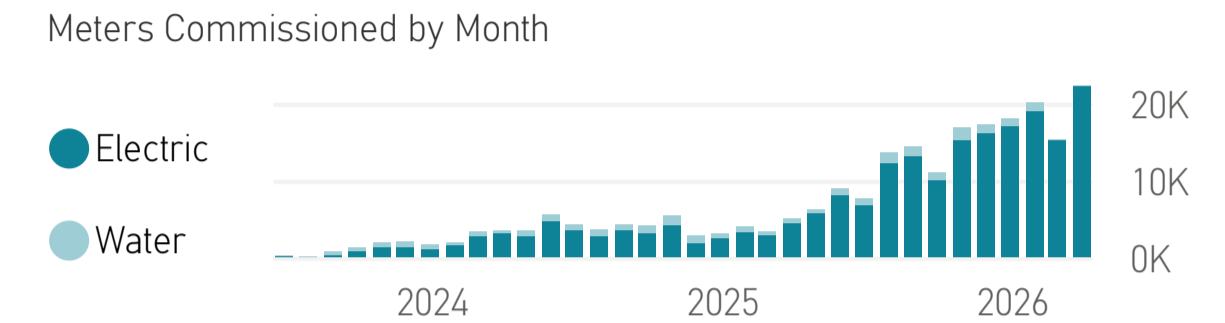
Residential Customer Support

Active Accounts at Month End



ConnectUp Program

Meters Commissioned Thru Mar 31, 2026



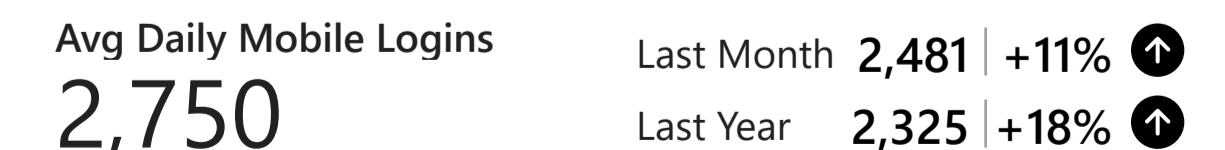
As of Apr 28, 2026:
687 of 1,587 meter reading routes are ≥ 95% complete.

Customer Experience

In **March 2026** | the call center answered a total of **19,877** calls. Customers waited an average of **47** seconds to speak to a customer service representative.



MySnoPUD Interactions



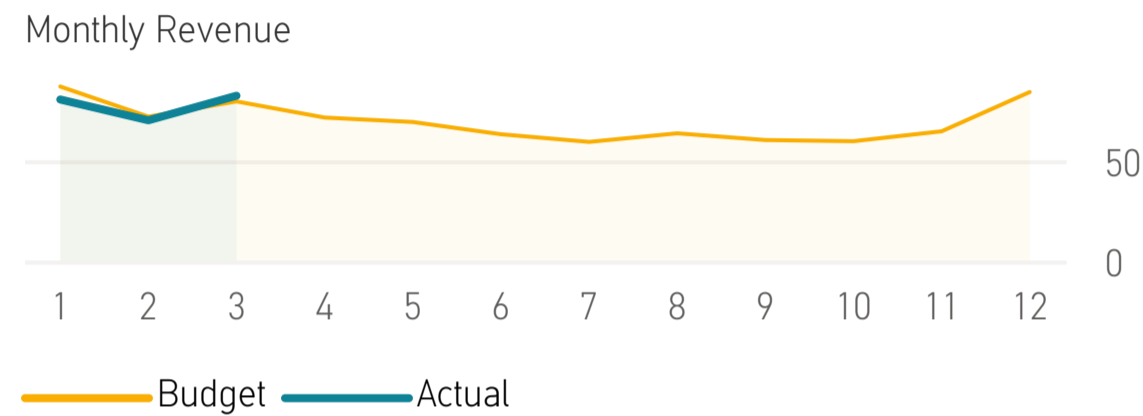
Snohomish PUD Key Operational Performance Metrics | March 2026

Electric Financials

All \$ are in millions. YTD Actuals are shown as a % of YTD budget. Operating Revenue excludes Unbilled Revenue adjustment for prior year. Operating Expense includes O&M, Transmission, and Purchased Power.

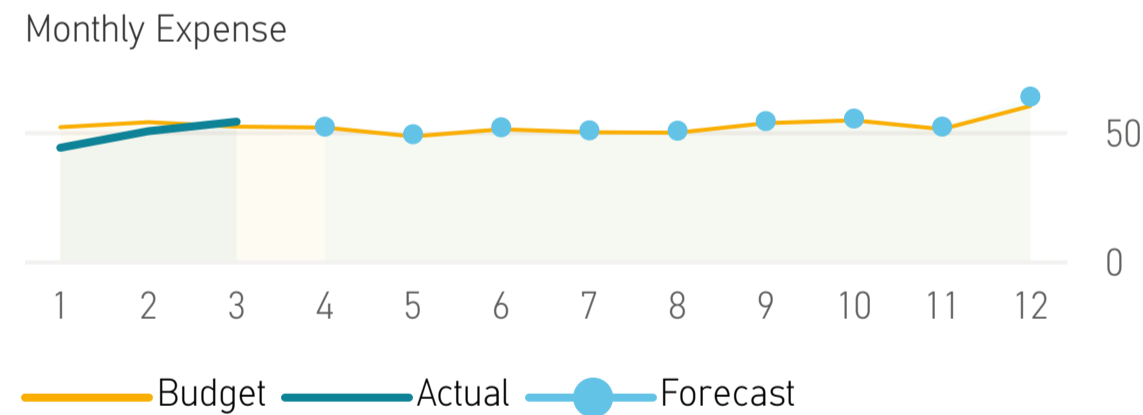
Operating Revenue YTD

98% Budget YTD \$237.8 | -5.4 ↓



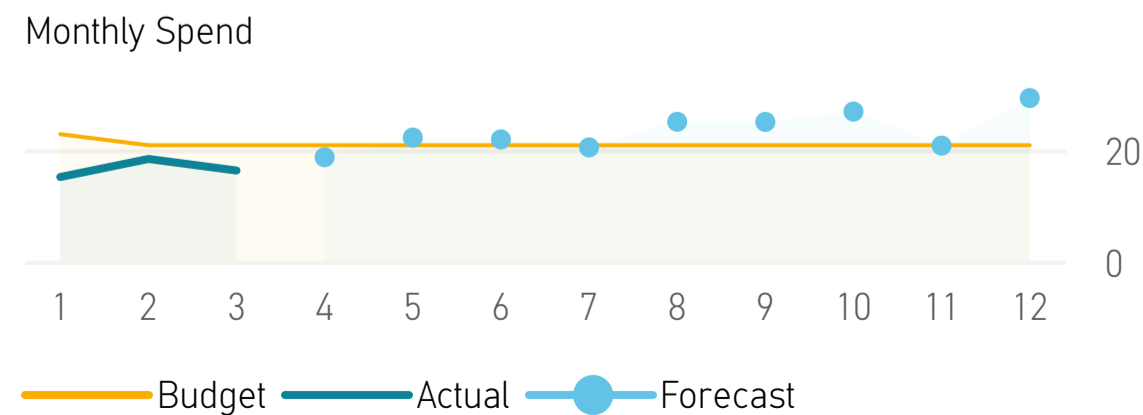
Operating Expense YTD

94% Budget YTD \$156.8 | -9.5 ↓



Capital Spend YTD

77% Budget YTD \$64.1 | -14.7 ↓

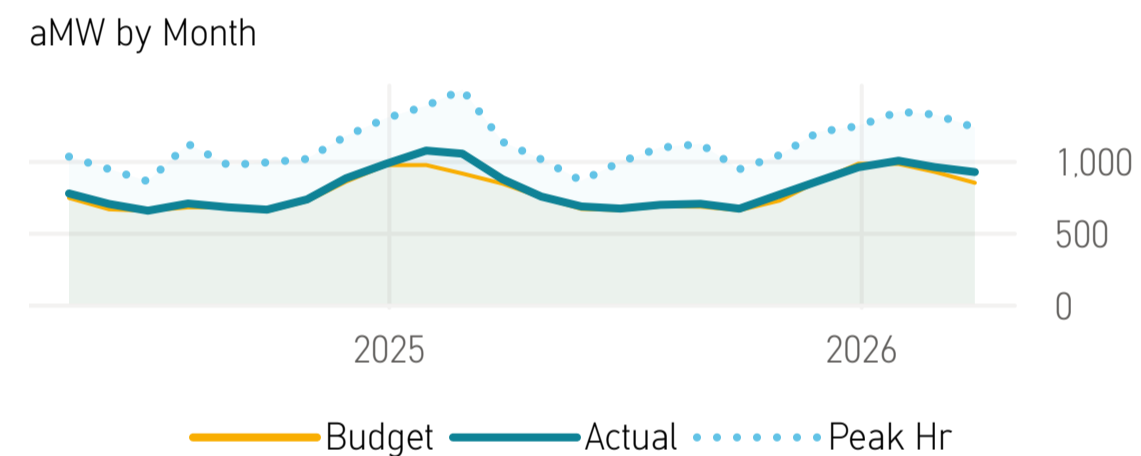


Electric Distribution System

Load is the average real power demand placed on the system by all connected customers. Average Megawatts (aMW) equals the amount of electric energy delivered in megawatt-hours (MWh) during a period of time divided by the number of hours in the period. The 3-year average includes 2022-2024.

aMW YTD 954 Forecast YTD 910 | +5% ↑ Last Year YTD 990 | -4% ↓ 3 Year Avg YTD 960 | -1% ↓

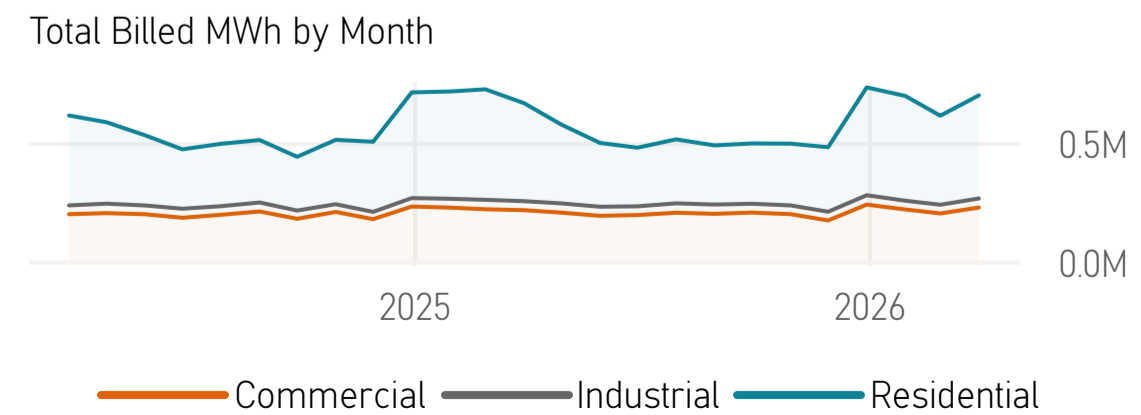
Peak Hour aMW YTD 1,336 Fri Jan 23, 2026 Sat Jan 13, 2024 Prior 3 Years 1,603 | -17% ↓



Billed Retail Customer Energy Usage

A mega-watt hour (MWh) is a measurement of energy usage. 1 MWh = the power that 1,000 space heaters of 1,000 watts use in 1 hour. Because bill periods vary, usage may be billed in a different month than it occurred and may not match the load metrics above.

Billed MWh YTD 2.0M Budget YTD 2.0M | -2% ↓ Last Year YTD 2.1M | -5% ↓

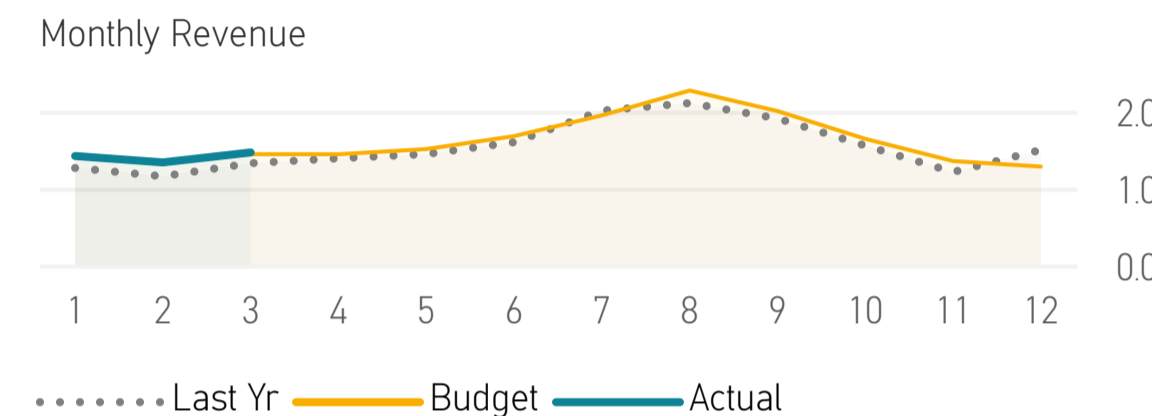


Water Financial Performance

All \$ are in millions. YTD Actuals are shown as a % of YTD budget. Operating Revenue excludes Unbilled Revenue adjustment for prior year. Operating Expense includes O&M and Purchased Water.

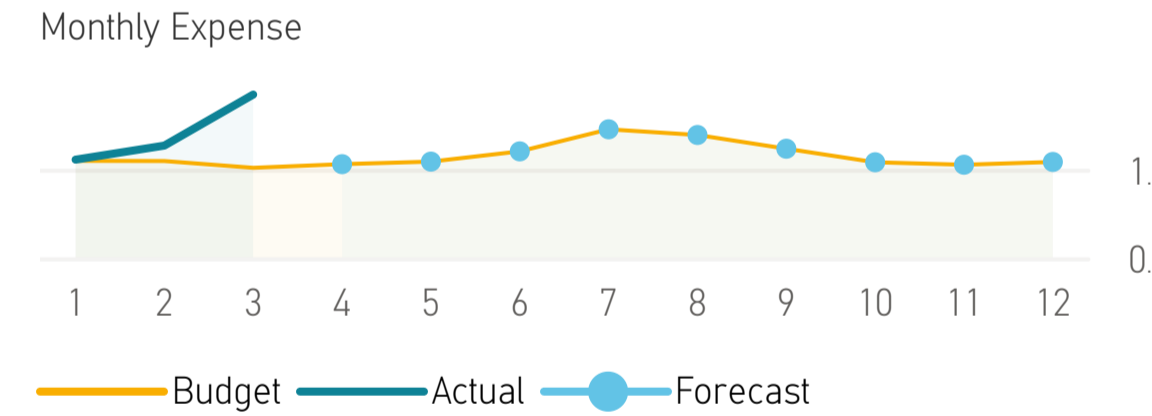
Operating Revenue YTD

100% Budget YTD \$4.2 | 0.0 ↓



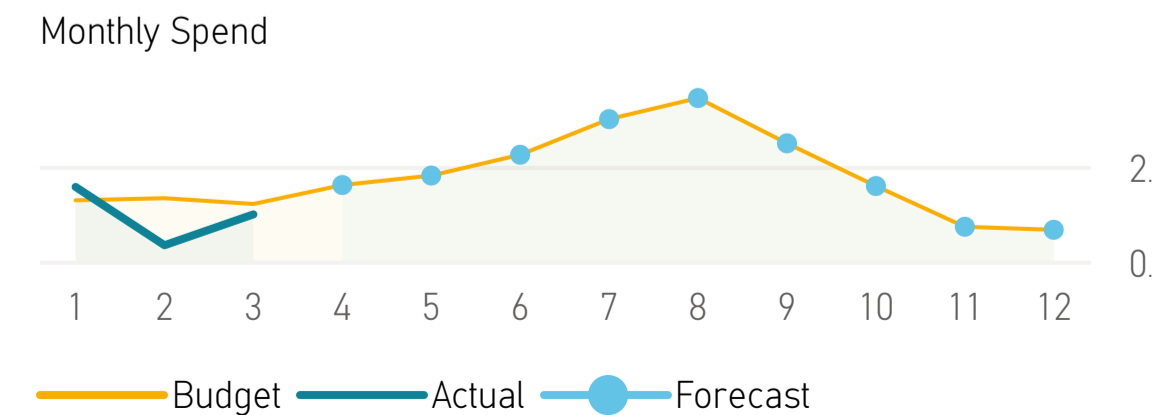
Operating Expense YTD

132% Budget YTD \$3.2 | +1.0 ↑



Capital Spend YTD

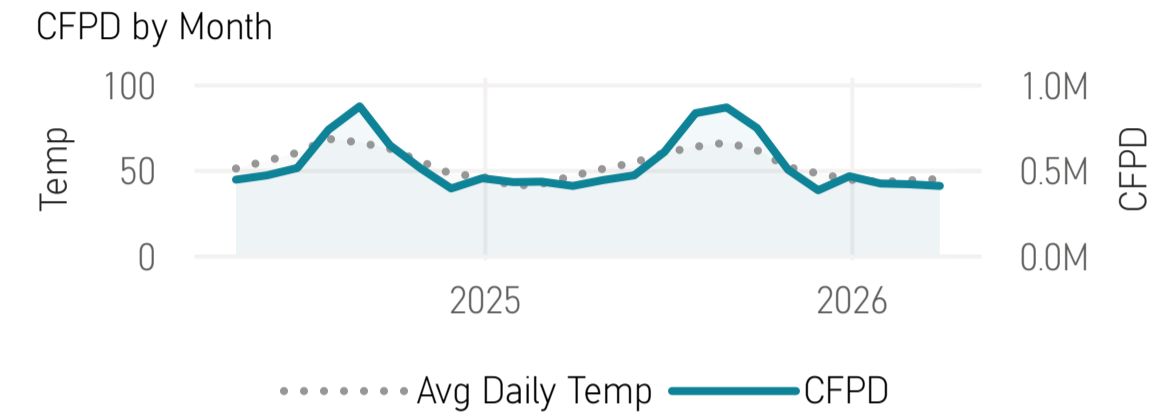
75% Budget YTD \$3.8 | -0.9 ↓



Water Residential Billed Usage

Measured in cubic feet per day (CFPD)

CFPD YTD 408.7K Last Year YTD 416.2K | -2% ↓ 3 Year Avg YTD 409.9K | 0% ↓

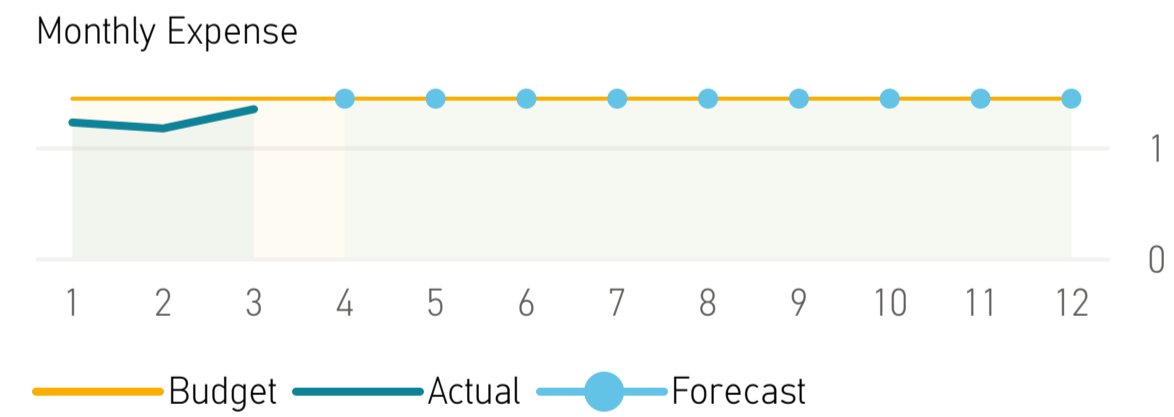


Generation Financial Performance

All \$ are in millions. YTD Actuals are shown as a % of YTD budget. Operating Expense includes O&M. Summing Electric and Generation expenses will not equal the consolidated financials.

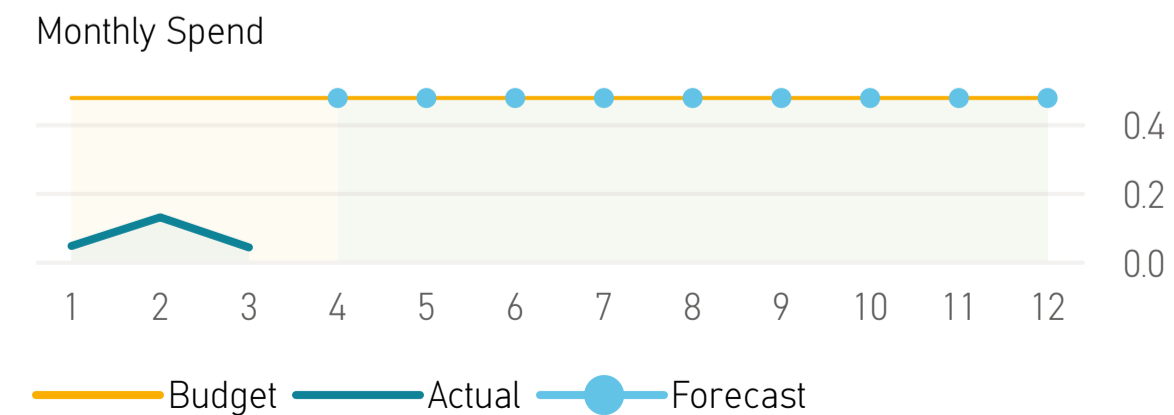
Operating Expense YTD

87% Budget YTD \$4.3 | -0.6 ↓



Capital Spend

15% Budget YTD \$1.4 | -1.2 ↓



DASHBOARD OVERVIEW

This dashboard is intended to provide key operational performance metrics for Snohomish PUD. The dashboard is updated to the most recent past month when financial close is complete.

If you have questions about the dashboard or the data, please reach out to Laura Lemke.



UNDERSTANDING THE METRIC VISUALIZATIONS

Color of change numbers and/or arrows indicates **positive** or **negative** impact. Color of change numbers and/or arrows are **black** or **gray** where a target is not established or needed.

Active Accounts at Month End

With MySnoPUD Profile
67.8%

The metric for the reporting period or date, as labeled

Last Year **64.4%** | **+5%** 
Last Month **67.5%** | **+0%** 

The comparison indicated in the label (e.g. Target or LY YTD)

The metric value for that comparison.

The **absolute** or **relative** change from this metric to the reporting period metric

Arrows indicate direction of change.

Some metrics have only relative or only absolute change or only an arrow indicating direction of change.

DEFINITIONS AND ADDITIONAL RESOURCES

Safety Metrics:

OSHA Recordable Injuries: Injuries that meet OSHA definitions. OSHA defines a recordable injury as including: any work-related injury or illness requiring medical treatment beyond first aid; any work-related fatality.

Preventable Vehicle Accidents: determined by the PUD's Driving Committee.

Electric System Reliability Metrics:

SAIDI | System Average Interruption Duration Index - the average total number of minutes a customer was without power in a given period of time.

SAIFI | System Average Interruption Frequency Index - the average number of times a customer was without power in a given period of time.

CAIDI | Customer Average Interruption Duration Index - the average number of minutes an outage lasted. Calculation = SAIDI / CAIDI.

Water Outages per 1000 Customers:

this calculation multiplies the number of unplanned water outages each month by 1000 and then divides it by the number of active water connections.

Customer Self-Service (CSS) Metrics:

Accounts with MySnoPUD Profile - the portion of active PUD accounts in a given month that were associated to one or more MySnoPUD profiles as of the last day of the month.

Accounts with Paperless Billing - the portion of active PUD accounts that receive only an electronic bill as of the last day of the month.

Accounts with AutoPay - the portion of active PUD accounts with an active AutoPay set up as of the last day of the month.

Payments via CSS Tools - this metric does not include electronic payments that customers make through their own bank portal or PUD payment partner sites.

Call Center Metrics:

Service Level - the percent of incoming calls that are answered by a customer service rep within 30 seconds of the customer entering the hold queue.


First Call Resolution - the percent of calls that were resolved on the first call, with no call back within 10 days.

Financial Metrics: These metrics reflect the close of the month. 2024 results are unaudited.

Electric Distribution System Load: reported at the system level based on when the energy was used. The metric is a leading indicator for future meter reads and billed consumption.

Billed Retail Customer Energy Usage: based on billed meter reads. This metric lags the Distribution System Load because usage may be billed in a different month than it was used.

Water Residential Billed Usage: measured in cubic feet per day (CFPD). Usage is based on bill periods and may not be reflected in the month consumed.



2026 Financial Status Report Q1-2026

May 5, 2026

Electric System Financial Indicators

Retail Revenues

data through Mar 31, 2026

Actual YTD
\$220.0M

Budget YTD **\$224.7M** | -2% | -4.7M ▼

EOY Forecast
\$761.2M

2026 Budget **\$765.9M** | -1% | -4.7M ▼

Days Cash on Hand

data through Mar 31, 2026

Actual
212

Requirement **180** | +32 ▲

Floor **165** | +47 ▲

EOY Forecast
193

2026 Target* **193** | 0 ▼

**The original projected DCOH target for 2026 was 179 days. Because 2025 ended 14 days above target, the 2026 projected target was revised to 193 days.*

Capital Spend

data through Mar 31, 2026

Actual YTD
\$49.5M

Budget YTD **\$64.1M** | -23% | -14.7M ▼

EOY Forecast
\$249.0M

2026 Budget **\$249.0M** | 0% | 0.0 ▲

Debt Service Coverage

data through: Mar 31, 2026

(Operating Cash Flow / Total Debt)

Actual**
7.8

2026 Budget **5.6** ▲

Requirement **1.8** ▲

***DSC actual is based on a rolling 12-month calculation.*

Net Income

data through Mar 31, 2026

Actual YTD
\$74.1M

Budget YTD **\$61.6M** | +20% | +12.5M ▲

EOY Forecast
\$140.1M

2026 Budget **\$136.3M** | +3% | +3.9M ▲

Bond Ratings

Agency	2024	2025
Fitch	AA-	AA
Moodys	Aa2	Aa2
S&P Global	AA	AA

Arrows indicate direction of comparison. Magenta indicates a negative comparison, green indicates a positive comparison, black indicates a neutral comparison.

Electric/Generation System Results - YTD

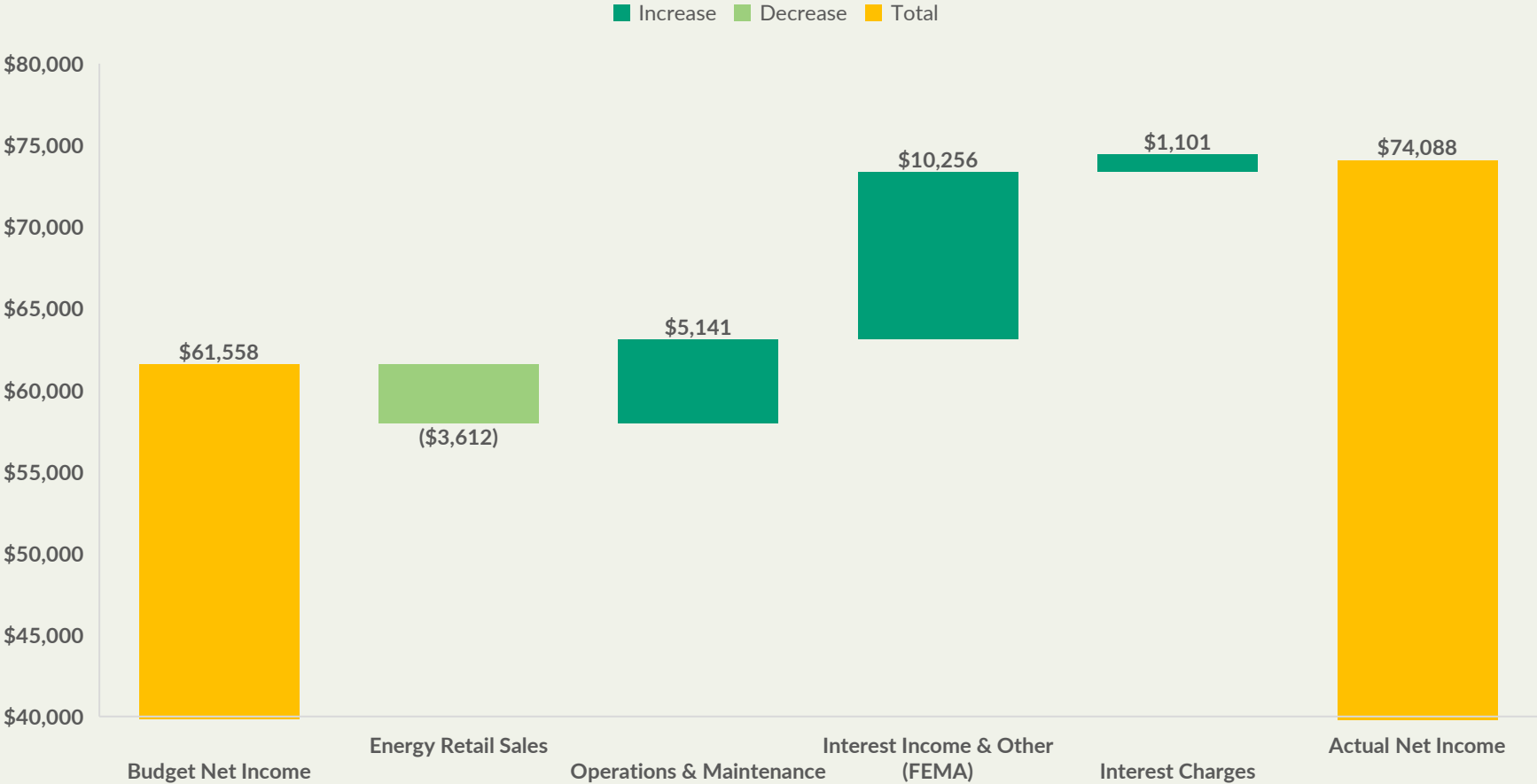
- **Operating Revenues:** Retail sales are slightly under budget due to warmer than expected weather and lower loads in January. Energy Wholesale Sales are trending close to budget with slightly lower than planned wind generation. The sale of this power is sold directly to our counterparties. Other Operating Revenue has no major variances to report.
- **Operating Expenses:** Purchased Power has no major variances of note. The underspend in Operations and Maintenance is primarily due to timing of contracts and services spend; all other categories are close to budget.
- **Non-Operating Income/Expense:** Interest Income and Other is ahead of budget due to the receipt of \$11M in FEMA money for the 2022 Storm. Contributions are slightly ahead of budget due to greater developer activity than planned.

	(\$000's)		
	YTD Budget through March	YTD Results through March	Variance
Operating Revenues			
Energy Retail Sales	\$ 224,922	\$ 221,310	\$ (3,612)
Energy Wholesale Sales	5,655	5,290	(365)
Other Operating Revenues	7,266	8,059	793
Total Operating Revenues	\$ 237,843	\$ 234,659	\$ (3,184)
Operating Expenses			
Purchased Power	\$ 73,625	\$ 72,927	\$ (698)
Operations & Maintenance	80,566	75,424	(5,141)
Taxes	11,964	13,812	1,848
Depreciation	19,334	19,653	319
Total Operating Expenses	\$ 185,489	\$ 181,816	\$ (5,145)
Net Operating Income	\$ 52,354	\$ 52,843	\$ 488
Interest Income & Other	6,953	17,209	10,256
Interest Charges	(6,912)	(5,811)	1,101
Contributions	9,163	9,847	684
Net Income	\$ 61,558	\$ 74,088	\$ 12,529
Capital Expenditures	\$ 65,561	\$ 49,674	\$ (15,887)

Beginning in 2026, Financial Reporting is now a consolidation of the Electric and Generation Systems. Data may vary from the approved budget, Exhibit A.

Electric/Generation Net Income YTD Variance ⁴

YTD Net Income Variance - Electric/Generation
\$000's



Electric/Generation System Forecast

- **Operating Revenues:** Retail sales are under budget due to warmer weather and lower loads in the first quarter of the year. Wholesale sales is under budget due to less than predicted wind generation. Other operating revenues is expected to be on target for year-end.
- **Operating Expense:** We are experiencing greater financial stability with the switch to Load Following therefore there is little variance for Purchased Power. Operations and Maintenance is showing over budget and will be closely monitored throughout the year.
- **Non-Operating Income/Expense:** Interest Income and Other exceeds budget by the \$11M in FEMA money received in the first quarter. Interest Charges and Contributions are expected to be at or near budget by year-end.

	(\$000's)		
	2026 Budget	2026 Projection	Variance
Operating Revenues			
Energy Retail Sales	\$ 766,866	\$ 761,914	\$ (4,952)
Energy Wholesale Sales	27,678	26,329	(1,349)
Other Operating Revenues	38,565	39,177	612
Total Operating Revenues	\$ 833,109	\$ 827,420	\$ (5,689)
Operating Expenses			
Purchased Power	\$ 289,747	\$ 289,022	\$ (725)
Operations & Maintenance	322,262	326,562	4,299
Taxes	47,847	47,580	(266)
Depreciation	77,338	74,546	(2,792)
Total Operating Expenses	\$ 737,195	\$ 737,710	\$ 516
Net Operating Income	\$ 95,914	\$ 89,709	\$ (6,204)
Interest Income & Other	30,503	41,511	11,009
Interest Charges	(26,876)	(28,495)	(1,619)
Contributions	36,752	37,422	670
Net Income	\$ 136,293	\$ 140,148	\$ 3,856
Capital Expenditures	\$ 254,656	\$ 254,656	\$ -

Beginning in 2026, Financial Reporting is now a consolidation of the Electric and Generation Systems. Data may vary from the approved budget, Exhibit A.

Water System Status Report



Water System Financial Indicators

Retail Revenues

data through Mar 31, 2026

Actual YTD
\$4.0M

Budget YTD **\$3.9M** | +1% | +33.7K ▲

EOY Forecast
\$18.1M

2026 Budget **\$18.1M** | +0% | +33.7K ▲

Days Cash on Hand

data through Mar 31, 2026

Actual
156

Requirement **150** | +6 ▲

Floor **135** | +21 ▲

2026 Budget is **164**

Capital Spend

data through Mar 31, 2026

Actual YTD
\$2.9M

Budget YTD **\$3.8M** | -25% | -929.9K ▼

EOY Forecast
\$20.3M

2026 Budget **\$21.3M** | -4% | -929.9K ▼

Debt Service Coverage

data through: Mar 31, 2026

(Operating Cash Flow / Total Debt)

Actual**
3.9

2026 Budget **2.9** ▲

Requirement **1.8** ▲

***DSC actual is based on a rolling 12-month calculation.*

Net Income

data through Mar 31, 2026

Actual YTD
\$959.9K

Budget YTD **\$440.0K** | +118% | +519.9K ▲

EOY Forecast
\$4.0M

2026 Budget **\$3.3M** | +23% | +732.8K ▲

Bond Ratings

Agency	2024	2025
Moodys	Aa2	Aa2
S&P Global	AA	AA

Arrows indicate direction of comparison. Magenta indicates a negative comparison, green indicates a positive comparison, black indicates a neutral comparison

Water System Results YTD

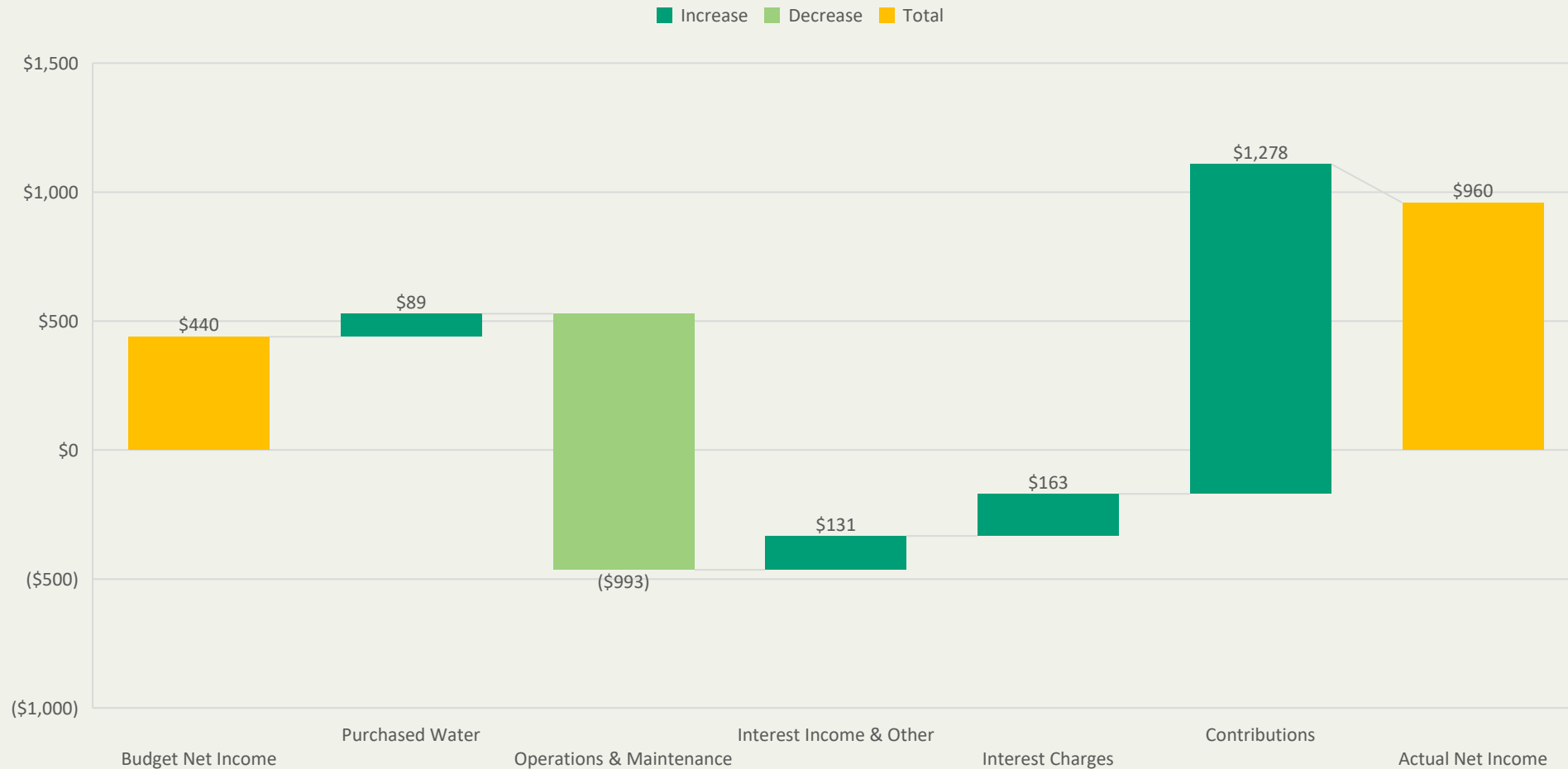
- **Operating Revenues:** No major variances of note.
- **Operating Expenses:** Purchased Water has no major variance of note. The overspend in Operations and Maintenance is on Shared Services, Treatment Equipment and Chemicals, and rollover projects from 2025 such as the Fall Protection Repairs/Upgrades, and the Wellhead Protection Plan.
- **Non-Operating Income/Expense:** Contributions are ahead of budget due to some Q1 development completions.



	(\$000's)		
	YTD Budget through March	YTD Results through March	Variance
Operating Revenues			
Water Retail Sales	\$ 3,929	\$ 3,962	\$ 33
Water Wholesale Sales	160	150	(10)
Other Operating Revenues	113	88	(25)
Total Operating Revenues	\$ 4,202	\$ 4,201	\$ (1)
Operating Expenses			
Purchased Water	\$ 871	\$ 782	\$ (89)
Operations & Maintenance	2,426	3,419	993
Taxes	205	227	22
Depreciation	982	1,110	128
Total Operating Expenses	\$ 4,484	\$ 5,539	\$ 1,055
Net Operating Income	\$ (282)	\$ (1,338)	\$ (1,056)
Interest Income & Other	71	203	132
Interest Charges	(387)	(224)	163
Contributions	1,038	2,316	1,278
Net Income	\$ 440	\$ 959	\$ 519
Capital Expenditures	3,793	2,863	(930)

Water System Net Income YTD Variance

YTD Net Income Variance - Water
\$000's



Water System Forecast

- **Operating Revenues:** All revenues are projected to come in close to budget by year-end.
- **Operating Expenses:** The major variance for expenses is in Operating and Maintenance, and this is due to higher than planned Shared Services from the Electric System.
- **Non-Operating Income/Expense:** All items are projected to be close to budget by year-end. Contributions will continue to be above budget due to higher developer activity completed in Q1.



	(\$000's)		
	2026 Budget	2026 Projection	Variance
Operating Revenues			
Water Retail Sales	\$ 18,069	\$ 18,102	\$ 33
Water Wholesale Sales	753	742	(11)
Other Operating Revenues	451	427	(24)
Total Operating Revenues	\$ 19,272	\$ 19,271	\$ (1)
Operating Expenses			
Purchased Water	\$ 4,497	\$ 4,409	\$ (88)
Operations & Maintenance	9,706	10,367	661
Taxes	941	963	22
Depreciation	3,927	4,055	128
Total Operating Expenses	\$ 19,072	\$ 19,795	\$ 723
Net Operating Income	\$ 200	\$ (523)	\$ (723)
Interest Income & Other	286	512	226
Interest Charges	(1,549)	(1,428)	121
Contributions	4,151	5,429	1,278
Net Income	\$ 3,090	\$ 3,990	\$ 900
 Capital Expenditures	 21,268	 20,338	 (930)

Appendix



Project Status Reports

All numbers are \$000s



Substation / System Reliability / Telecom

Substation

New: Crosswind construction is 98% complete with energization in 2026. Paradise and Cathcart substations and Clearview switching station are in the design phase. Getchell switching station site construction starts this year with electrical construction in 2027.

Upgrades: Brier substation upgrade is under construction, Picnic Point, Canyon Park, Frontier, Westgate, Delta-Everett (new line) are in the design phase. Stimson (convert to breaker-and-a-half) site construction starts in April with electrical construction starting later in 2026 and into 2027. **The EOY variance** is due to the accelerated Clearview property purchase, approximately \$2.4M, plus various other project construction and procurement delayed delays. **The YTD variance** due to varying monthly charges which is typical for substation projects.

YTD Budget	YTD Results	2026 Budget	2026 Forecast
\$12,930	3,480	\$44,521	\$39,409

System Reliability

Eight substation system reliability projects are planned for 2026. Four are under construction and will finish in April. Two are ready for construction (late April thru July) and the other two are in the design phase.

Telecom

The Next Gen Substation Transport project is ahead of schedule with all the proposed equipment installed in the field. The focus will be on transferring services over to the new equipment. 15 of 17 radio sites have been installed on the radio replacement project and half the critical user vehicle installs are complete.



Crosswind

Transmission & Distribution Projects

Approximately 278 bad order poles including 10 transmission poles and 2.4 miles of depreciated Underground (UG) cable have been replaced. We are projecting almost \$2M overrun if we keep this same pace but this can be scaled back if needed.

The last section of the Twin City distribution upgrade project which includes approximately 3.4 miles of Overhead (OH) rebuild along 268th St NW (~640 crew hours) is currently in construction and estimated for completion in early 2026. The \$600k was initially expected in 2025. Hat Island submersible cable was delivered in December 2025 with installation currently scheduled for completion by the end of this year.

Construction on the 115kV rebuild of the old Stanwood-Camano, and the Stanwood-Sills lines are underway and will be complete by end of 2026. Construction on the 115kV Crosswind line, which was budgeted to be completed in 2025, has been delayed further due to a filed complaint with the FAA. It now has an estimated completion date of Q3 2026 with an expected spend of over \$5M hitting this year.

Customer driven line extension have been higher than projected so far with an expected overrun of \$750k at this time. This could change by end of Q2.

YTD Budget	YTD Results	2026 Budget	2026 Forecast
\$22,338	\$16,361	\$89,352	\$99,227



Stanwood-Camano

Regional Design and Construction

This budget consists of customer reimbursable work. Current overrun is driven by more line extension work than planned, approximately \$2M in XFMR Pads.

YTD Budget	YTD Results	2026 Budget	2026 Forecast
\$6,722	\$9,662	\$26,890	\$30,191



Emergency Work and Major Storms

Charges to this budget are transfers from Emergency orders originally charged to expense and later determined to belong in capital. We are still expecting more charges to transfer from the storms that occurred at the end of 2025.

YTD Budget	YTD Results	2026 Budget	2026 Forecast
\$2,250	\$1,838	\$9,000	\$7,663



Transportation

The current forecast is adjusted to account for manufacturing delays. In the meantime, equipment rental costs continue to be higher than planned to support large District projects.

Fuel costs, while not capital, are being closely monitored.

YTD Budget	YTD Results	2026 Budget	2026 Forecast
\$3,037	\$1,375	\$12,147	\$10,569



Information Technology Systems

The District's network, computer, and storage infrastructure requires regular investments to remain reliable, secure, compliant, and maintainable. IT will spend the entire capital budget by the end of the year to keep infrastructure up to date.

The forecast includes strategic and operational technology projects that have begun or will begin this year such as the Contract Management System replacement, Visitor Management, and NERC CIP Tool implementation. The variance between the budget and the forecast is primarily due to GASB 96 accounting standards/rules regarding capitalization of cloud/software-as-a-service software.

YTD Budget	YTD Results	2026 Budget	2026 Forecast
\$441	\$96	\$1,763	\$1,961



Facilities

In progress:

- VMB Lift Replacement: This is a 5-year project replacing a total of 8 lifts. 5 will be upgraded to larger capacity and adding a lift to the exterior wash bay for mechanical discovery. This project is on budget.
- The Demolition of the EB North Tower Boilers and Chillers is on schedule and budget.
- The demolition of the Halls Lake site has begun. It is anticipated this project will be over budget by approximately \$278k due to Telecomm cost being higher than planned. The overage will be absorbed by the postponement of the Ops land development project.
- Darrington Generator and Gunnysack Generator are over 30 years old. Due to their critical need, they will be replaced, bringing them up to code, adding options for portable generators and mitigating future disasters from happening with modern fixes.
- Conference Room Tech Upgrades: Upgrades to 15 conference rooms to add Logitech and 6 rooms to add QSC products across district sites to match equipment installed at North County. Project is on budget.
- VMB Tire Racking: Replacement of tire storage racking in vehicle maintenance building tire room and tire storage building, as well as upgrade of fire sprinkler system. Project is on budget.

YTD Budget	YTD Results	2026 Budget	2026 Forecast
\$1,989	\$768	\$7,956	\$6,085



Facilities Continued

Not Started:

- Data Center Modification: IT has requested removal of obsolete data storage equipment in the data center and has proposed an enclosed setup/storage area in the data center as an alternate use to the obsolete data storage equipment. Budget is \$104k.
- Admin Air Handler Unit Replacement: The ASHRAE Level 2 audits performed in 2024 require replacement of aging air handlers at the Ops admin building to support the Admin/Engineering/ECDC building eventually complying directly with the energy use intensity target. Budget is \$1.1M.

Postponed:

- Ops Land Development: This project has been postponed. Budget of \$495k will be allocated to other emergent projects.



Generation System

Many of the Generation Capital projects are in various stages of the bid process. Results so far are for smaller campus improvements. Status of the capital projects are as follows:

- Jackson Switchyard Transformer Replacement: Bids for this project are due in May with a budget of \$1.98M.
- Powerhouse freight elevator modernization project: Bids for this project will occur in Q2 with work completed in Q3/4. Budget is \$874K.
- U3&U4 TSV & U3 Bypass PRV replacement – Bids for this project will be in Q3 with material acceptance by year-end. Budget is \$405K.
- New tractor/mower is in procurement with transportation. Budget is \$337K.

YTD Budget	YTD Results	2026 Budget	2026 Forecast
\$1,420	\$208	\$5,680	\$4,468



Water System

- Kayak Reservoir: This is a 2-year project that is near completion. Site improvements are complete, electrical is ongoing with plans for final site work and reservoir filling by the end of April.
- Burn Rd Reservoir: This is a multi-year project; permitting is pending county review. Target project bid in June 2026 with construction in 2026/2027.
- 103rd Ave SE AC Main Replacement: The survey is complete. Design work is scheduled to begin in May with a target project bid of May/June. Construction to begin this summer.
- 101st Ave / 28th St NE Main Replacement: The design work for this project is scheduled to begin in April.
- Lake Stevens Treatment Plant Improvements: Design work for this project is in process with construction scheduled for 2027.
- Warm Beach Reservoir: Feasibility study & design work is scheduled to begin with a kickoff in April.

YTD Budget	YTD Results	2026 Budget	2026 Forecast
\$3,793	\$2,863	\$21,268	\$20,338

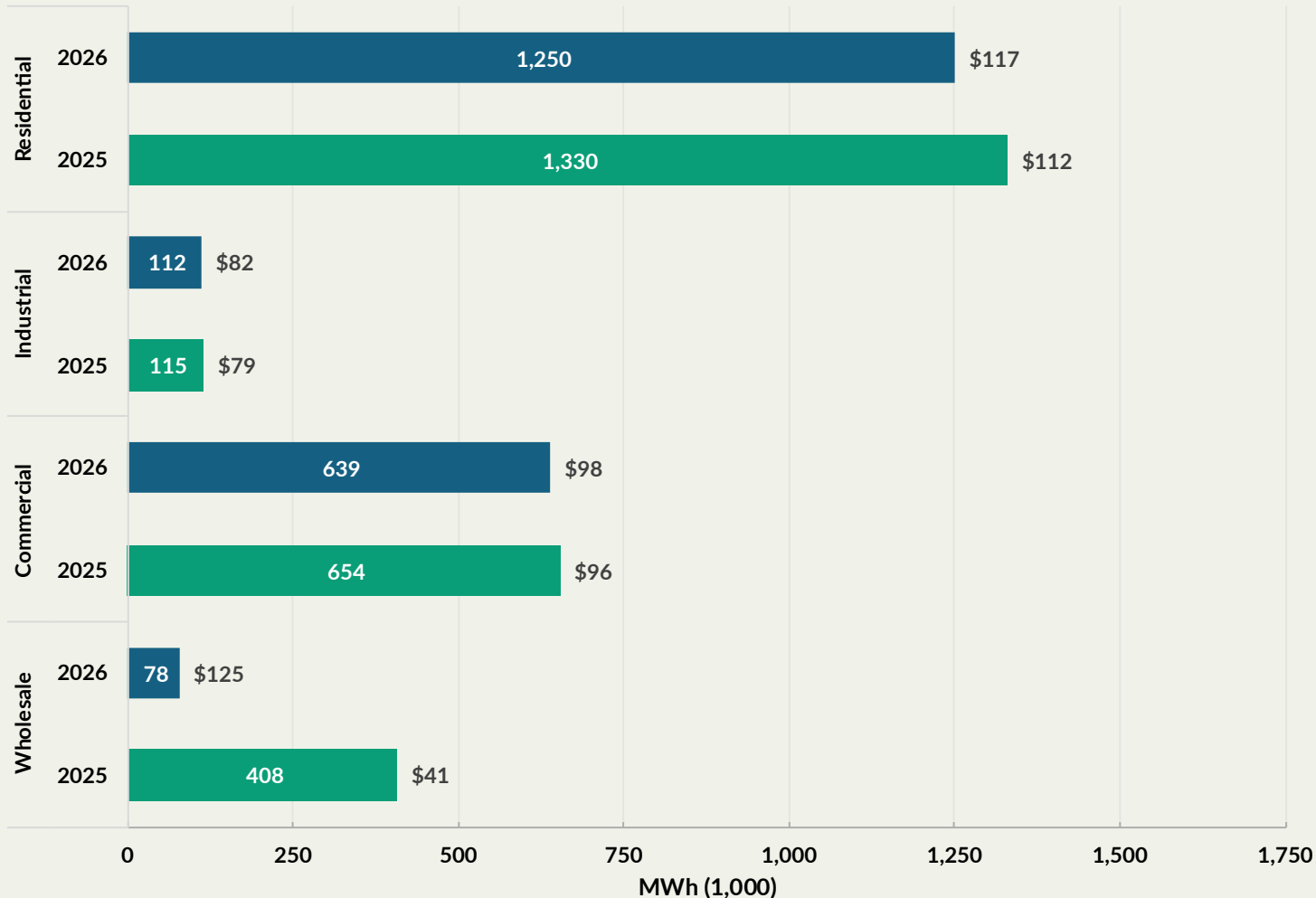


Additional Financial Data



Megawatt Hours Billed* and Revenue per MWh

Year to date through March 31, 2026



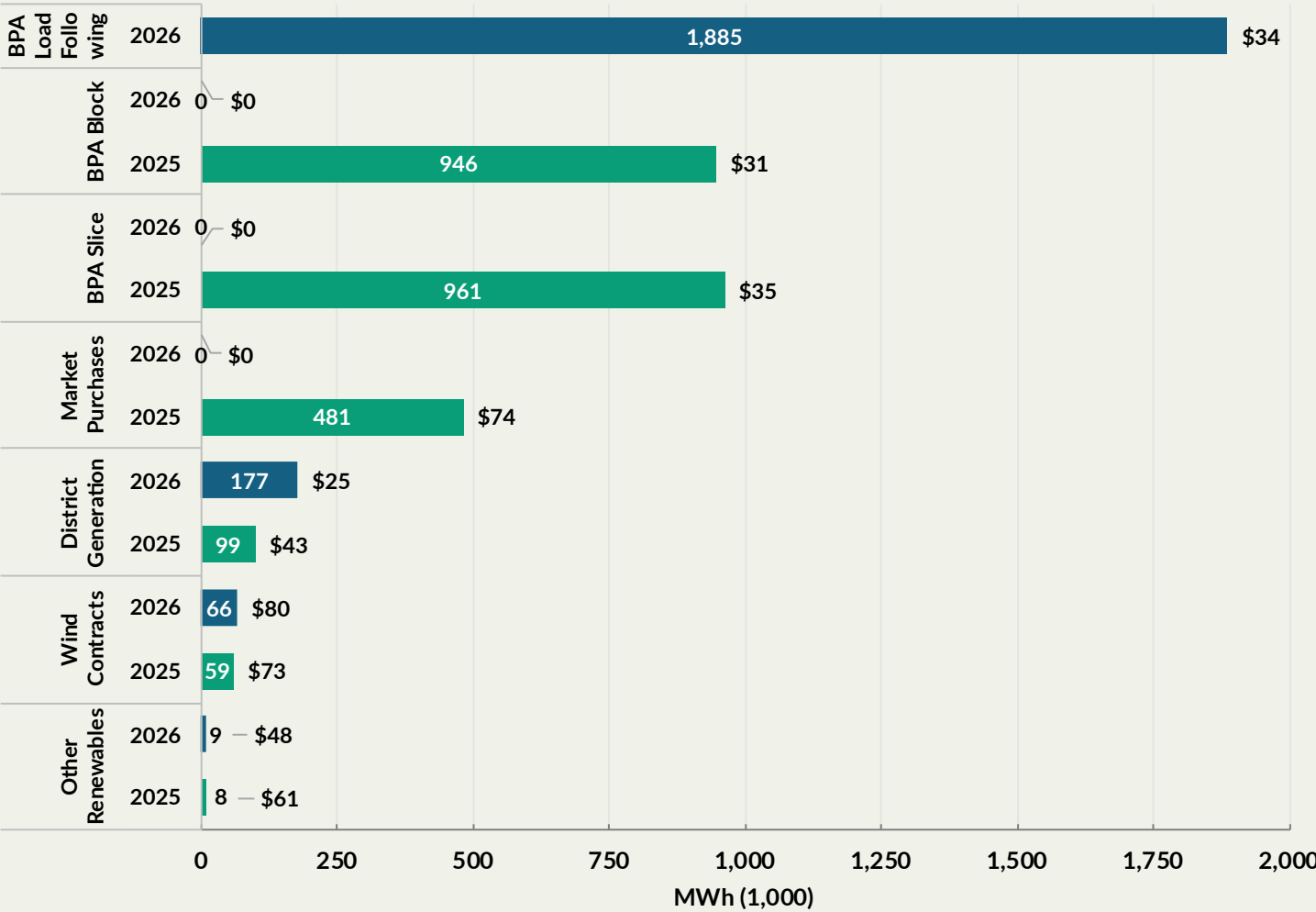
*Thousands

This graph shows the Electric System’s billed MWh results for 2026 (blue) vs. 2025 (green).

- **Residential:** Usage is down -6% and revenue per MWh is up +4.3% compared to 2025.
- **Commercial and Industrial:** Commercial usage is down -2.2%, with a +2.3% increase in revenue per MWh. Industrial usage is down 2.8%, with revenue per MWh increasing by 4.7%.
- **Combined Retail Sales:** (Residential, Commercial, & Industrial) 3.7% increase in revenue per MWh due to 2025 rate increases.
- **Wholesale:** Sales volume is down -80.8%, average selling price per MWh is up 202.5%. The District is now using BPA’s load following product, reducing the amount of electricity we have to sell on the open market. We are selling the generation of Calligan and Hancock directly to a third party.

Megawatt Hours Supply* and Cost per MWh

Year to date through March 31, 2026



*Thousands

Electric System’s power supply in MWh for 2026 (blue) vs. 2025 (green).

- BPA Load Following – New Q4 2025:** PUD switched from BPA Block and Slice Products to BPA Load Following. This gives the PUD flexibility to always meet our demand and reduces the amount purchased on the open market.
 - BPA Load Following product has eliminated BPA Block, BPA Slice, and Market purchases.
- District Generation:** Supply is up 79%. Utility Plant, Operations and Maintenance costs are down contributing to lower cost per MWh.
 - Hancock and Calligan output are now being sold to a third party.



BUSINESS OF THE COMMISSION

Meeting Date: May 5, 2026

Agenda Item: 8A

TITLE

Governance Planning Calendar

SUBMITTED FOR: Governance Planning

Commission _____	Allison Morrison _____	8037 _____
Department _____	Contact _____	Extension _____
Date of Previous Briefing: _____		
Estimated Expenditure: _____		Presentation Planned <input type="checkbox"/>

ACTION REQUIRED:

- Decision Preparation
- Policy Discussion
- Policy Decision
- Statutory
- Incidental (Information)
- Monitoring Report

SUMMARY STATEMENT:

Identify the relevant Board policies and impacts:

Governance Process, Agenda Planning, GP-4: To accomplish its job products with a governance style consistent with Board policies, the Board will follow an annual agenda

The Planning Calendar is enclosed for Board review.

List Attachments:
Governance Planning Calendar

Governance Planning Calendar - 2026

To Be Schedule	
	<ul style="list-style-type: none">• Active Threat Awareness• ERM Policy Update• New ERM Framework• Facilities Comprehensive Plan• Training Center Rentals• Ruby Flats Solar Project Briefing

For Planning Purposes Only and Subject to Change at any Time

Governance Planning Calendar - 2026

Date	Agenda Items
<u>May 5, 2026</u>	<u>Briefing and Study Session:</u> <ul style="list-style-type: none">• Media• Washington's Clean Fuels Program• District Insurance Renewal• Large Load Principle Timeline
<u>*May 15, 2026</u>	<u>Special Meeting:</u> <ul style="list-style-type: none">• Hydropower Appreciation Day
<u>May 26, 2026</u>	<u>Briefing and Study Session:</u> <ul style="list-style-type: none">•

For Planning Purposes Only and Subject to Change at any Time

Governance Planning Calendar - 2026

Date	Agenda Items
<p><u>June 9, 2026</u></p>	<p><u>Briefing and Study Session:</u></p> <ul style="list-style-type: none"> • Media • Community Engagement • Treasury Report • Environmental Program • Decorative Wraps on District Equipment <p><u>Monitoring Report:</u></p> <ul style="list-style-type: none"> • 1st Quarter 2026 Financial Conditions and Activities
<p><u>June 23, 2026</u></p>	<p><u>Briefing and Study Session:</u></p> <ul style="list-style-type: none"> • Connect Up • Annual System Reliability Report • Rates Program Strategy <p><u>Public Hearing and Action:</u></p> <ul style="list-style-type: none"> • Disposal of Surplus Property – 3rd Quarter

For Planning Purposes Only and Subject to Change at any Time

Governance Planning Calendar - 2026

Date	Agenda Items
<u>July 7, 2026</u>	<u>Briefing and Study Session:</u> <ul style="list-style-type: none">• Media• SnoSMART
<u>July 21, 2026</u>	<u>Briefing and Study Session:</u> <ul style="list-style-type: none">• Water Supply Update• Energy Risk Management Report <u>Monitoring Report:</u> <ul style="list-style-type: none">• Asset Protection

For Planning Purposes Only and Subject to Change at any Time

Governance Planning Calendar - 2026

Date	Agenda Items
<u>August 4, 2026</u>	<u>Briefing and Study Session:</u> <ul style="list-style-type: none">• Media
<u>August 18, 2026</u>	<u>Briefing and Study Session:</u> <ul style="list-style-type: none">• Strategic Plan <u>2027 Budget Notice of Public Hearing</u> <u>Monitoring Report:</u> <ul style="list-style-type: none">• 2nd Quarter 2026 Financial Conditions and Activities

For Planning Purposes Only and Subject to Change at any Time

Governance Planning Calendar - 2026

Date	Agenda Items
<u>September 1, 2026</u>	<p><u>Briefing and Study Session:</u></p> <ul style="list-style-type: none"> • Media •
<u>September 15, 2026</u>	<p><u>Briefing and Study Session:</u></p> <ul style="list-style-type: none"> • Connect Up Quarterly Update <p><u>Public Hearing and Action:</u></p> <ul style="list-style-type: none"> • Disposal of Surplus Property – 4th Quarter
<u>*September 19, 2026</u>	<p><u>Special Meeting:</u></p> <ul style="list-style-type: none"> • El Sol al Alcance de tus Manos Ribbon Cutting

For Planning Purposes Only and Subject to Change at any Time

Governance Planning Calendar - 2026

Date	Agenda Items
<u>October 6, 2026</u>	<u>Briefing and Study Session:</u> <ul style="list-style-type: none">• Media <u>Public Hearing:</u> <ul style="list-style-type: none">• Open the 2027 Proposed Budget Public Hearing
<u>October 20, 2026</u>	<u>Briefing and Study Session:</u> <ul style="list-style-type: none">• Energy Risk Management Report <u>Public Hearing:</u> <ul style="list-style-type: none">• Continue Proposed 2027 Budget Public Hearing

For Planning Purposes Only and Subject to Change at any Time

Governance Planning Calendar - 2026

Date	Agenda Items
<u>November 3, 2026</u>	<p><u>Briefing and Study Session:</u></p> <ul style="list-style-type: none"> • Media • Strategic Plan Quarterly Update <p><u>Public Hearing:</u></p> <ul style="list-style-type: none"> • Continue Proposed 2027 Budget Public Hearing <p><u>Monitoring Report:</u></p> <ul style="list-style-type: none"> • 3rd Quarter 2026 Financial Conditions and Activities
<u>November 17, 2026</u>	<p><u>Briefing and Study Session:</u></p> <ul style="list-style-type: none"> • Community Engagement <p><u>Public Hearing:</u></p> <ul style="list-style-type: none"> • Continue Proposed 2027 Budget Public Hearing

For Planning Purposes Only and Subject to Change at any Time

Governance Planning Calendar - 2026

Date	Agenda Items
<u>December 1, 2026</u>	<p><u>Briefing and Study Session:</u></p> <ul style="list-style-type: none"> • Media • Connect Up • Audit Activity Update <p><u>Public Hearing and Action:</u></p> <ul style="list-style-type: none"> • Adopt 2027 Budget <p><u>Monitoring Report:</u></p> <ul style="list-style-type: none"> • Annual Financial Planning and Budgeting
<u>December 15, 2026</u>	<p><u>Briefing and Study Session:</u></p> <ul style="list-style-type: none"> • Community Engagement • SnoSMART <p><u>Public Hearing and Action:</u></p> <ul style="list-style-type: none"> • Roll for LUD No. XX • Disposal of Surplus Property – 1st Quarter

For Planning Purposes Only and Subject to Change at any Time

Governance Planning Calendar - 2026

2026 Year-at-a-Glance Calendar

January

S	M	T	W	T	F	S
				1	2	3
4	5	6	7	8	9	10
11	12	13	14	15	16	17
18	19	20	21	22	23	24
25	26	27	28	29	30	31

February

S	M	T	W	T	F	S
1	2	3	4	5	6	7
8	9	10	11	12	13	14
15	16	17	18	19	20	21
22	23	24	25	26	27	28

March

S	M	T	W	T	F	S
1	2	3	4	5	6	7
8	9	10	11	12	13	14
15	16	17	18	19	20	21
22	23	24	25	26	27	28
29	30	31				

April

S	M	T	W	T	F	S
			1	2	3	4
5	6	7	8	9	10	11
12	13	14	15	16	17	18
19	20	21	22	23	24	25
26	27	28	29	30		

May

S	M	T	W	T	F	S
					1	2
3	4	5	6	7	8	9
10	11	12	13	14	15	16
17	18	19	20	21	22	23
24	25	26	27	28	29	30
31						

June

S	M	T	W	T	F	S
	1	2	3	4	5	6
7	8	9	10	11	12	13
14	15	16	17	18	19	20
21	22	23	24	25	26	27
28	29	30				

July

S	M	T	W	T	F	S
			1	2	3	4
5	6	7	8	9	10	11
12	13	14	15	16	17	18
19	20	21	22	23	24	25
26	27	28	29	30	31	

August

S	M	T	W	T	F	S
						1
2	3	4	5	6	7	8
9	10	11	12	13	14	15
16	17	18	19	20	21	22
23	24	25	26	27	28	29
30	31					

September

S	M	T	W	T	F	S
		1	2	3	4	5
6	7	8	9	10	11	12
13	14	15	16	17	18	19
20	21	22	23	24	25	26
27	28	29	30			

October

S	M	T	W	T	F	S
				1	2	3
4	5	6	7	8	9	10
11	12	13	14	15	16	17
18	19	20	21	22	23	24
25	26	27	28	29	30	31

November

S	M	T	W	T	F	S
1	2	3	4	5	6	7
8	9	10	11	12	13	14
15	16	17	18	19	20	21
22	23	24	25	26	27	28
29	30					

December

S	M	T	W	T	F	S
		1	2	3	4	5
6	7	8	9	10	11	12
13	14	15	16	17	18	19
20	21	22	23	24	25	26
27	28	29	30	31		

For Planning Purposes Only and Subject to Change at any Time