

**ELTSNOHOMISH COUNTY PUBLIC UTILITY DISTRICT
BOARD OF COMMISSIONERS REGULAR MEETING
Everett Headquarters Building, 2320 California Street
Zoom Online Platform Option Available**

April 21, 2026

CONVENE REGULAR MEETING – 9:00 a.m. – Commission Meeting Room

Virtual Meeting Participation Information

Join Zoom Meeting:

- Use link
<https://us06web.zoom.us/j/82638923548?pwd=aaTeS4k604NxM2ABpIKPGfgrlyGpS4.1>
- Dial in: (253) 215-8782
- Meeting ID: 826 3892 3548
- Passcode: 218455

1. COMMENTS FROM THE PUBLIC

If you are attending the meeting virtually (using the link or number provided above) please indicate that you would like to speak by clicking “raise hand” and the Board President will call on attendees to speak at the appropriate time. If you are joining by phone, dial *9 to “raise hand.”

2. CONSENT AGENDA

- A. [Approval of Minutes for the Regular Meeting of April 7, 2026, and the Special Meeting of April 9, 2026](#)
- B. [Bid Awards, Professional Services Contracts and Amendments](#)
- C. [Consideration of Certification/Ratification and Approval of District Checks and Vouchers](#)

3. CEO/GENERAL MANAGER BRIEFING AND STUDY SESSION

- A. Updates
 - 1. Other
- B. [Public Utility District No. 1 of Snohomish County 2025 Audit Results](#)
- C. [Water Supply Update](#)
- D. [Energy Risk Management Report](#)
- E. [ERM 2025 Risk Report & Program Outlook](#)
- F. [Integrating to New Large Electric Loads](#)

4. CEO/GENERAL MANAGER REPORT

Continued →

5. ITEMS FOR INDIVIDUAL CONSIDERATION

- A. [Consideration of a Motion Accepting the Fourth Quarter 2025 Financial Conditions and Activities Monitoring Report](#)
- B. [Consideration of a Resolution Authorizing the Creation and Use of MRSC Consultant Services Roster for General Consulting and Other Professional Services, and a Vendor Roster for Goods and Services Implementing Chapter 39.80 RCW and RCW 39.04.190 and RCW 39.04.200](#)

6. COMMISSION BUSINESS

- A. [Commission Report](#)
- B. [Commissioner Event Calendar](#)

7. GOVERNANCE PLANNING CALENDAR

- A. [Governance Planning Calendar](#)

EXECUTIVE SESSION – Recess into Executive Session to Discuss Current or Potential Litigation – Training Center Room 1

CLOSED SESSION

ADJOURNMENT

The next scheduled regular meeting is May 5, 2026

Agendas can be found in their entirety on the Snohomish County Public Utility District No. 1 web page at www.snopud.com. For additional information contact the Commission Office at 425.783.8611

COMMENTS FROM THE PUBLIC

**PRELIMINARY
SNOHOMISH COUNTY PUBLIC UTILITY DISTRICT**

Regular Meeting

April 7, 2026

The Regular Meeting was convened by President Sidney Logan at 9:00 a.m. Those attending were Julieta Altamirano-Crosby, Secretary; Chief Customer Officer John Hoffman; Chief Operating & Legal Officer Colin Willenbrock; other District staff; members of the public; Clerk of the Board Allison Morrison; and Deputy Clerk of the Board Morgan Stoltzner.

Tanya Olson, Secretary arrived at 9:16 a.m.

*** Items Taken Out of Order**

****Non-Agenda Items**

1. RECOGNITION/DECLARATIONS

A. Employee of the Month for April – Jessica Balbiani

Jessica Balbiani was recognized as Employee of the Month for the Month of April.

2. COMMENTS FROM THE PUBLIC

There were no comments from the public.

3. CONSENT AGENDA

A. Approval of Minutes for the Regular Meeting of March 17, 2026

B. Bid Awards, Professional Services Contracts and Amendments

Public Works Contract Award Recommendations:

Invitation to Bid No. 26-1649-KS with JR Merit, Inc.

Formal Bid Award Recommendations \$120,000 and Over:

Request for Quotation No. 26-1646-BP with General Pacific, Inc.

Professional Services Contract Award Recommendations \$200,000 and Over:

None

Miscellaneous Contract Award Recommendations \$200,000 and Over:

None

Interlocal Agreements and Cooperative Purchase Recommendations:

Contracts:

Purchase Order No. 4500104258 with The Pape Group

Purchase Order No. 4500104341 with Clary Ford Longview

Amendments:

Purchase Order No. 4600003923 with Nokia of America Corporation

Sole Source Purchase Recommendations:

Purchase Order No. 4500104697 with Wesco/Anixter, Inc., proposing Easton, a division

of Cooper Power Systems, LLC

Emergency Declarations, Purchases and Public Works Contracts:

None

Purchases Involving Special Facilities or Market Condition Recommendations:

None

Formal Bid and Contract Amendments:

Miscellaneous No. CW2257277 with TRC Engineers, Inc.

Miscellaneous No. CW2257348 with TRC Engineers, Inc.

Miscellaneous No. CW2258824 with Northwest Fiber LLC dba Ziplly Fiber

Contract Acceptance Recommendations:

None

- C. Consideration of Certification/Ratification and Approval of District Checks and Vouchers

A motion passed approving Agenda Items 3A – Approval of Minutes for the Regular Meeting of March 17, 2026; 3B – Bid Awards, Professional Services Contracts and Amendments; and 3C – Consideration of Certification/Ratification and Approval of District Checks and Vouchers.

4. CEO/GENERAL MANAGER BRIEFING AND STUDY SESSION

- A. Updates

1. Media. Manager Corporate Communications Aaron Swaney provided a presentation on District related news and articles.
2. Other. Senior Manager Power Supply Garrison Marr provided a verbal update on the Columbia River System Operation.

- B. Mountlake Terrace Main Street Revitalization Project – Phase II

Principal Engineer Daniel Luu provided a presentation on the Mountlake Terrace revitalization project.

The next steps would be to finalize Interlocal Agreement language and return at the April 21, 2026, Commission Meeting for consideration of a resolution.

- C. MRSC Consultant Roster

Manager Contracts & Purchasing Clark Langstraat discussed the Municipal Research and Services Center (MRSC) Consultant Roster process and switchover.

The next step would be to return at the April 21, 2026, Commission meeting for consideration of a resolution authorizing use of the MRSC Consultant Roster.

D. Strategic Foresight and Scenario Planning Work

Program Director Laura Lemke provided a presentation on Strategic Foresight and Scenario Planning for 2045.

The next step will be a workshop on April 16, 2026, for the Board to help develop and provide input on 2045 scenarios.

5. CEO/GENERAL MANAGER REPORT

Chief Customer Officer John Hoffman reported on District related topics and accomplishments.

Commissioner Logan asked if staff could talk about the Safety Award from APPA. Chief Customer Officer John Hoffman responded that someone would discuss the award at a future Commission meeting.

6. COMMISSION BUSINESS

A. Commission Reports

There were no reports on Commission related topics and Board related events.

B. Commissioner Event Calendar

There were no changes to the Commissioner Event Calendar.

C. February 2026 District Dashboard

Staff responded to Board questions on the February 2026 District Dashboard.

D. Consideration of a Resolution Announcing the Office of Commissioner for Public Utility District No. 1 of Snohomish County to be Filled at the Next General Election

A motion unanimously passed approving Resolution No. 6278 announcing the Office of Commissioner for Public Utility District No. 1 of Snohomish County to be filled at the next General Election.

7. GOVERNANCE PLANNING

A. Governance Planning Calendar

There were no changes to the Governance Planning Calendar.

ADJOURNMENT

There being no further business or discussion to come before the Board, the Regular Meeting of April 7, 2026, adjourned at 10:32 a.m.

Approved this 21st day of April, 2026.

Secretary

President

Vice President

**PRELIMINARY
SNOHOMISH COUNTY PUBLIC UTILITY DISTRICT**

Special Meeting

April 9, 2026

The Special Meeting was convened by President Sidney Logan at 10:00 a.m. Those attending were, Julieta Altamirano-Crosby, Vice President; Tanya Olson, Secretary; CEO/General Manager John Haarlow; U.S. Representative Rick Larsen; Island County Commissioner Janet St. Clair; Stanwood Mayor Sid Roberts; other District staff; members of the public; and Clerk of the Board Allison Morrison.

NORTH CAMANO SUBSTATION RIBBON CUTTING

President Sidney Logan provided opening statements and welcomed guests for a ribbon-cutting ceremony and tour of the North Camano Substation.

ADJOURNMENT

There being no further discussion, the Special Meeting of April 9, 2026, adjourned at 11:23 a.m.

Approved this 21st day of April, 2026.

Secretary

President

Vice President



BUSINESS OF THE COMMISSION

Meeting Date: April 21, 2026

Agenda Item: 2B

TITLE

CEO/General Manager's Report of Public Works Contract Award Recommendations; Formal Bid Award Recommendations; Professional Services Contract Award Recommendations; Miscellaneous Contract Award Recommendations; Cooperative Purchase Recommendations; Sole Source Purchase Recommendations; Emergency Declarations, Purchases and Public Works Contracts; Purchases Involving Special Facilities or Market Condition Recommendations; Formal Bid and Contract Amendments; and Contract Acceptance Recommendations

SUBMITTED FOR: Consent Agenda

| | | |
|----------------------------------|-------------------------|---|
| <u>Contracts/Purchasing</u> | <u>Clark Langstraat</u> | <u>5539</u> |
| <i>Department</i> | <i>Contact</i> | <i>Extension</i> |
| Date of Previous Briefing: _____ | | |
| Estimated Expenditure: _____ | | Presentation Planned <input type="checkbox"/> |

ACTION REQUIRED:

- Decision Preparation
- Policy Discussion
- Policy Decision
- Statutory
- Incidental (Information)
- Monitoring Report

SUMMARY STATEMENT:

Identify the relevant Board policies and impacts:

Governance Process, Board Job Description, GP-3(4) ... non-delegable, statutorily assigned Board duty – Contracts and Purchasing.

The CEO/General Manager's Report of Public Works Contract Award Recommendations; Formal Bid Award Recommendations \$120,000 and Over; Professional Services Contract Award Recommendations \$200,000 and Over; Miscellaneous Contract Award Recommendations \$200,000 and Over; Cooperative Purchase Recommendations; Sole Source Purchase Recommendations; Emergency Declarations, Purchases and Public Works Contracts; Purchases Involving Special Facilities or Market Condition Recommendations; Formal Bid and Contract Amendments; and Contract Acceptance Recommendations contains the following sections:

Public Works Contract Award Recommendations (Page 1);
Invitation to Bid No. 26-1642-KP with Atwork! Commercial Enterprise, LLC

Formal Bid Award Recommendations \$120,000 and Over (Page 2);
Request for Quotation No. 26-1638-TC with Electro Technical Industries, LLC

Professional Services Contract Award Recommendations \$200,000 and Over (Page 3);
Professional Services Contract No. CW2260629 with David Evans & Associates

Miscellaneous Contract Award Recommendations \$200,000 and Over;
None

Interlocal Agreements and Cooperative Purchase Recommendations (Pages 4 - 6);
Contracts:

Purchase Order No. (Pending) with Global Rental Company
Purchase Order No. 4500104776 with Global Rental Company
Purchase Order No. 4500104875 with Escape Velocity Holding dba Trace3

Amendments:

None

Sole Source Purchase Recommendations;

None

Emergency Declarations, Purchases and Public Works Contracts;

None

Purchases Involving Special Facilities or Market Condition Recommendations;

None

Formal Bid and Contract Amendments (Page 7);

Professional Services Contract No. CW2242399 with Stoel Rives LLP

Contract Acceptance Recommendations (Pages 8 – 9);

Public Works Contract No. CW2258134 with Xylem 1, LLC

Public Works Contract No. CW2259883 with D & G Backhoe, Inc.

List Attachments:

April 21, 2026 Report

**Public Works Contract Award Recommendation
April 21, 2026**

ITB No. 26-1642-KP
2026-2029 Unit Price Generation
Services Vegetation Management

| | | |
|-----------------------------|--------------|-----------|
| No. of Bids Solicited: | 23 | |
| No. of Bids Received: | 2 | |
| Project Leader & Phone No.: | Hayley Tengs | Ext. 8154 |
| Estimate: | \$905,055.00 | |

Provide all labor, equipment, tools, material and incidentals necessary to provide herbicide application, mowing, planting for site revegetation, and other related work across multiple hydro project locations. The Contractor will provide qualified personnel and reliable equipment to maintain two fully equipped vegetation-management crews available for District-directed tasks. Work locations include Jackson, Woods Creek, Young’s Creek, Hancock & Calligan Creeks.

| <u>Contractor/Consultant/Supplier</u> | <u>Subtotal (w/o tax)</u> |
|---|---------------------------|
| Award To: Atwork! Commercial Enterprise, LLC | \$466,920.00 |
| Total Landscape Corporation | \$837,052.50 |

Summary Statement: Staff recommend award to Atwork! Commercial Enterprise, LLC, the low evaluated bidder, in the amount of \$466,920.00, tax n/a.

**Formal Bid Award Recommendation(s) \$120,000 And Over
April 21, 2026**

RFQ No. 26-1638-TC

13.8kV Metal-Clad Replacement
Switchgear for Picnic Point Substation

| | | |
|-----------------------------|-----------------|-----------|
| No. of Bids Solicited: | 8 | |
| No. of Bids Received: | 3 | |
| Project Leader & Phone No.: | Sanjeev Farwaha | Ext. 5502 |
| Material Estimates: | \$1,600,000.00 | |

Description: This equipment purchase will be installed at the Picnic Point Substation. Metal-Clad Switchgear contain the distribution circuit breakers as well as the protection, control, metering, and communication equipment for monitoring and operating the substations both locally and remotely.

| <u>Vendor</u> | <u>Subtotal (w/o tax)</u> |
|--|---------------------------|
| Award To: Electro Technical Industries, LLC | \$1,540,000.00 |
| JST Power Equipment, Inc. | \$1,202,678.00 |
| nVent EBS Holding LLC | \$1,630,000.00 |

Summary Statement: Staff recommends award to Electro Technical Industries, LLC, the low evaluated responsible bidder meeting the District's specification in the amount of \$1,540,000.00, plus tax.

JST Power Equipment, Inc. submitted a bid containing exceptions & deviations from the District's specification. Therefore, Staff deems Bidder as non-responsive.

**Professional Services Contract Award Recommendation(s) \$200,000 And Over
April 21, 2026**

PSC No. CW2260629

Civil Structural & Permitting Support-
Everett to Delta 115kV Transmission
Project

| | |
|-----------------------------|--------------------|
| No. of Bids Solicited: | 24 |
| No. of Bids Received: | 24 |
| Project Leader & Phone No.: | Aziz Haq, Ext 5251 |
| Contract Term: | NTP – 3/1/2027 |

The District is in need of civil structural and permitting support for the design and construction of the new 115kV transmission line from Everett Substation to Delta Switching Station.

The District advertised the biennial SOQ's on February 6, 2024, and at the time of evaluation for this contract responses were received from 24 firms on category 10111-Civil/Structural Services.

- | | |
|---|--|
| <ul style="list-style-type: none"> • ATCO Communications Services • Beacon Engineers, Inc. • BHC Consultants, LLC • Burns & McDonnell Eng Co. • CG Engineering • Columbia Engineering Group • Commonwealth Associates • Confluence Engineering Group • David Evans and Associates • Gravitec Systems • Harmsen LLC • Hayre McElroy & Associates | <ul style="list-style-type: none"> • Jacobs Engineering Group • Kimley-Horn and Associations • KPFK Consulting Engineers • LDC Inc • Mesa Associates, Inc. • Parametrix • PCS Structural Solutions • Reid Middleton • Robert E. Lamb, Inc. • Select Power Systems • Teltra Tech, Inc. • TKDA |
|---|--|

Following evaluation of qualifications by District staff, David Evans Associates (DEA) was selected as the top scoring consultant.

| | | |
|-----------------|-------------------------------------|---------------------------------------|
| | <u>Consultant</u> | <u>Not-to-Exceed Amount (tax n/a)</u> |
| Award To | David Evans & Associates | \$332,528.00 |

Summary Statement: Based on the above evaluation, staff is recommending an award to David Evans & Associates for the Civil Structural & Permitting Support – Everett to Delta 115kV Transmission project.

Cooperative Purchase Recommendations
April 21, 2026

State law permits a public agency to purchase from a contract entered into by another public agency as long as the contract is determined to have been awarded in compliance with the bidding requirements of the agency seeking to make the purchase, provided that the requirement for advertising or providing notice for bids is deemed satisfied if the awarding entity advertises according to its own bidding requirements, and either (i) posts the advertisement on any website sponsored by a public agency, purchasing cooperative or similar service provider, or (ii) provides an access link on the state's web portal to the notice. District staff have verified through documentation and/or individual questions to the applicable awarding entity that the bid process used for each purchase recommended below meets the District's procurement requirements.

Accordingly, staff recommends approval of the following contracts/amendments:

CONTRACTS

Awarded Vendor: Global Rental Company \$200,454.00

PO Number (Pending)
Sourcewell 040924-ALT

Description

Purchase of one Sauber three-reel turret trailer to be used by Distribution and Engineering Services Division. This unit will replace an existing unit that has reached its replacement criteria.

Project Lead: Christina Brueckner, Ext. 5053

Cooperative Purchase Recommendations
April 21, 2026

State law permits a public agency to purchase from a contract entered into by another public agency as long as the contract is determined to have been awarded in compliance with the bidding requirements of the agency seeking to make the purchase, provided that the requirement for advertising or providing notice for bids is deemed satisfied if the awarding entity advertises according to its own bidding requirements, and either (i) posts the advertisement on any website sponsored by a public agency, purchasing cooperative or similar service provider, or (ii) provides an access link on the state's web portal to the notice. District staff have verified through documentation and/or individual questions to the applicable awarding entity that the bid process used for each purchase recommended below meets the District's procurement requirements.

Accordingly, staff recommends approval of the following contracts/amendments:

CONTRACTS:

Awarded Vendor: Global Rental Company \$1,648,728.00

PO 4500104776

Sourcewell Contract 040924-ALT

Description

Purchase of six Altec AA55E Personnel Lift Trucks that will be used by Distribution and Engineering Services Division. These trucks will replace existing trucks that have reached their replacement criteria.

Project Lead: Christina Brueckner, Ext. 5053

Formal Bid and Contract Amendment(s)
April 21, 2026

PSC No. CW2242399
 Legal Services for Employee
 Benefits and Deferred
 Compensation Issues

| | | |
|---------------------------------|-----------------|----------|
| Contractor/Consultant/Supplier: | Stoel Rives LLP | |
| Project Leader & Phone No.: | Branda Andrade | Ext 8657 |
| Amendment No.: | 6 | |
| Amendment: | \$300,000.00 | |

| | | | |
|---------------------------|----------------|---------------------|-------------------|
| Original Contract Amount: | \$185,000.00 | Original Start/End: | 1/4/21 – 12/31/24 |
| Present Contract Amount: | \$1,060,000.00 | Present Start/End: | 1/4/21 – 12/31/26 |
| Amendment Amount: | \$300,000.00 | New End Date: | N/A |
| New Contract Amount: | \$1,360,000.00 | | |

Summary Statement: Staff recommends approval of Amendment No. 6 to increase contract amount by \$300,000.00 for legal advice pertaining to health and welfare benefits, deferred compensation plans, retirement benefits and leave programs.

Summary of Amendments:

Amendment No. 1 approved by the Commission on August 1, 2022, increased contract amount by \$75,000.00 so that Counsel could continue to provide advice and recommendations regarding employee benefits and deferred compensation including retirement, health and other welfare benefits.

Amendment No. 2 approved by the Commission on December 6, 2022, increased contract amount by \$150,000.00 so that Counsel may continue to provide advice and recommendations regarding employee benefits and deferred compensation including retirement, health and other welfare benefits.

Amendment No. 3 approved by the Commission on December 6, 2022, increased contract amount by \$300,000.00 to allow Counsel to continue to represent the District and make recommendations regarding employee benefits and deferred compensation including retirement, health and other welfare benefits as assigned by the District’s General Counsel. In addition, Counsel will be conducting HIPPA training to District Employees in Human Resources.

Amendment No. 4 approved by the Commission on December 3, 2024, extended contract term to 12/31/26 and to increased contract amount by \$150,000.00 for legal advice pertaining to health and welfare benefits, deferred compensation plans, retirement benefits and leave programs.

Amendment No. 5 approved by the Commission on September 9, 2025, increased contract amount by \$200,000.00 for legal advice pertaining to health and welfare benefits, deferred compensation plans, retirement benefits and leave programs.

Contract Acceptance Recommendations(s)
April 21, 2026

**Accept Contract(s) as complete and grant approval to release
Retained funds after full compliance with Departments of Labor
and Industries, Revenue and Employment Security.**

PWC No. CW2258134

PWC - Three Lakes Circuits
12-1818, 12-1819, 12-1820, 12-1821
Transmission & Distribution
Line Clearance (25-1544-SC)

| | | |
|------------------------|----------------------|-----------|
| Contractor: | Xylem 1, LLC | |
| Start/End: | 3/19/2025-11/21/2025 | |
| Evaluator & Phone No.: | Randall Gusa | Ext. 5608 |
| No. of Amendments: | 2 | |
| Retained Fund: | \$108,890.85 | |

Original Contract Amount: \$2,045,850.00

Total Amendment Amount: \$131,966.94

Final Contract Amount: \$2,177,816.94

Summary Statement: None.

Contract Acceptance Recommendations(s)
April 21, 2026

**Accept Contract(s) as complete and grant approval to release
Retained funds after full compliance with Departments of Labor
and Industries, Revenue and Employment Security.**

PWC No. CW2259883

2025 Capital Improvement, 18th St. SE /
19th Pl. SE Water Main Replacement
Project

| | | |
|------------------------|---------------------|-----------|
| Contractor: | D & G Backhoe, Inc. | |
| Start/End: | 10/29/25 – 2/6/26 | |
| Evaluator & Phone No.: | Dillon Neie | Ext. 3069 |
| No. of Amendments: | 3 | |
| Retained Fund: | \$26,584.71 | |

| | |
|---------------------------|--------------|
| Original Contract Amount: | \$546,508.49 |
| Total Amendment Amount: | -\$14,814.20 |
| Final Contract Amount: | \$531,694.29 |

Summary Statement: None.



BUSINESS OF THE COMMISSION

Meeting Date: April 21, 2026

Agenda Item: 2C

TITLE

Consideration of Certification/Ratification and Approval of District Checks and Vouchers

SUBMITTED FOR: Consent Agenda

| | | |
|--|----------------|---|
| General Accounting & Financial Systems | Shawn Hunstock | 8497 |
| <i>Department</i> | <i>Contact</i> | <i>Extension</i> |
| Date of Previous Briefing: | _____ | |
| Estimated Expenditure: | _____ | Presentation Planned <input type="checkbox"/> |

ACTION REQUIRED:

- Decision Preparation
- Policy Discussion
- Policy Decision
- Statutory
- Incidental (Information)
- Monitoring Report

SUMMARY STATEMENT:

Identify the relevant Board policies and impacts:

Governance Process, Board Job Description: GP-3(4)(B)(2)a non-delegable, statutorily assigned Board duty to approve vouchers for all warrants issued.

The attached District checks and vouchers are submitted for the Board’s certification, ratification and approval.

List Attachments:
Voucher Listing



CERTIFICATION/RATIFICATION AND APPROVAL

We, the undersigned of the Public Utility District No. 1 of Snohomish County, Everett, Washington, do hereby certify that the merchandise or services hereinafter specified have been received, and the Checks or Warrants listed below are ratified/approved for payment this 21st day of April 2026.

CERTIFICATION:

Certified as correct:

CEO/General Manager

Shawn Hunstock

Auditor

Jeff Bishop

Chief Financial Officer/Treasurer

RATIFIED AND APPROVED:

Board of Commissioners:

President

Vice-President

Secretary

| TYPE OF DISBURSEMENT | PAYMENT REF NO. | DOLLAR AMOUNT | PAGE NO. |
|--|-------------------------|------------------------|----------|
| REVOLVING FUND | | | |
| Customer Refunds, Incentives and Other | 1139194 - 1139335 | \$39,078.97 | 2 - 6 |
| Electronic Customer Refunds | | \$7,001.05 | 7 - 8 |
| WARRANT SUMMARY | | | |
| Warrants | 8086089 - 8086210 | \$2,044,626.63 | 9 - 12 |
| ACH | 6062946 - 6063309 | \$7,038,533.15 | 13 - 24 |
| Wires | 7003908 - 7003919 | \$4,967,014.80 | 25 |
| Payroll - Direct Deposit | 5300001515 - 5300001515 | \$5,937,168.33 | 26 |
| Payroll - Warrants | 845666 - 845672 | \$24,211.10 | 26 |
| Automatic Debit Payments | 5300001513 - 5300001521 | \$1,839,703.75 | 27 |
| | GRAND TOTAL | \$21,897,337.78 | |

Detailed Disbursement Report

| Revolving Fund - Customer Refunds, Incentives and Other | | | |
|--|------------------------|---------------------------------------|---------------|
| Payment Date | Payment Ref Nbr | Payee | Amount |
| 3/30/26 | 1139194 | ERP OPERATING LP | \$71.11 |
| 3/30/26 | 1139195 | GREENHAVEN OWNER, LLC | \$53.40 |
| 3/30/26 | 1139196 | PATA SAIDYKHAN | \$600.00 |
| 3/30/26 | 1139197 | CORNERSTONE HOMES NW LLC | \$209.54 |
| 3/30/26 | 1139198 | NUDRAT PASHA | \$162.55 |
| 3/30/26 | 1139199 | CORNERSTONE HOMES NW LLC | \$351.42 |
| 3/30/26 | 1139200 | DESIREAH DAY | \$148.64 |
| 3/30/26 | 1139201 | BARBRA VIRGIL | \$15.00 |
| 3/30/26 | 1139202 | WESTERN BLOSSOM HILL INVESTORS, LP | \$32.56 |
| 3/30/26 | 1139203 | GRAHAM THOMPSON | \$4,323.10 |
| 4/1/26 | 1139204 | A LOREN KRAETZ | \$56.77 |
| 4/1/26 | 1139205 | JORGE ARMANDO VALCONI LEAL | \$82.74 |
| 4/1/26 | 1139206 | RANDALL KURTZ | \$500.00 |
| 4/1/26 | 1139207 | BRANDON WOOLBRIGHT | \$115.31 |
| 4/1/26 | 1139208 | CHISARA UWAH-THOMPSON | \$380.73 |
| 4/1/26 | 1139209 | TANYA FOLLETT | \$2,500.00 |
| 4/1/26 | 1139210 | ZHIHUI WANG | \$170.74 |
| 4/1/26 | 1139211 | ESTATE OF JAMES CLEVELAND ROBINSON | \$36.67 |
| 4/1/26 | 1139212 | BELL VALUE-ADD FUND VIII LYNNWOOD LLC | \$34.78 |
| 4/1/26 | 1139213 | NING WANG | \$138.64 |
| 4/1/26 | 1139214 | PROJECT PRIDE | \$3,037.26 |
| 4/1/26 | 1139215 | SUSANA RAMIREZ | \$100.00 |
| 4/1/26 | 1139216 | CAROL WEAR | \$131.60 |
| 4/1/26 | 1139217 | THOMAS MILLER | \$28.46 |
| 4/1/26 | 1139218 | CLAYTON SWANSON | \$1,841.72 |
| 4/1/26 | 1139219 | G WILLIAM FISHER | \$72.57 |
| 4/1/26 | 1139220 | THR WASHINGTON II, L.P. | \$27.49 |
| 4/1/26 | 1139221 | PASCOAL MAZINGA | \$692.98 |
| 4/1/26 | 1139222 | JULIA ARREOLA | \$148.46 |
| 4/2/26 | 1139223 | RONALD LAGMAN | \$78.66 |
| 4/2/26 | 1139224 | PRABHJOT SANDHU | \$541.67 |
| 4/2/26 | 1139225 | WASHINGTON EVERETT MISSION | \$15.79 |

Detailed Disbursement Report

| Revolving Fund - Customer Refunds, Incentives and Other | | | |
|--|------------------------|-------------------------------|---------------|
| Payment Date | Payment Ref Nbr | Payee | Amount |
| 4/2/26 | 1139226 | SERGEI POPOV | \$66.36 |
| 4/2/26 | 1139227 | LEEANN MCLEAN | \$116.19 |
| 4/2/26 | 1139228 | JANESSA EVRIST | \$70.99 |
| 4/2/26 | 1139229 | SAM SADIS | \$310.80 |
| 4/2/26 | 1139230 | KALLE LEHTINEN | \$136.06 |
| 4/2/26 | 1139231 | MADHURA PARIKH | \$448.84 |
| 4/2/26 | 1139232 | OCHE POSTON | \$70.20 |
| 4/2/26 | 1139233 | MARIA AGUSTINA LOPEZ MENJIVAR | \$56.82 |
| 4/2/26 | 1139234 | MEA ZANDERS | \$140.61 |
| 4/2/26 | 1139235 | CHEE PING TSANG | \$49.98 |
| 4/2/26 | 1139236 | MOTOR PLACE APARTMENTS LLC | \$30.86 |
| 4/2/26 | 1139237 | XINCHEN LI | \$112.84 |
| 4/2/26 | 1139238 | LAUREN HART | \$297.00 |
| 4/2/26 | 1139239 | PAUL MARTINEZ | \$45.31 |
| 4/2/26 | 1139240 | ERIC HERZOG | \$313.61 |
| 4/2/26 | 1139241 | CYNTHIA WIKSTROM | \$224.40 |
| 4/2/26 | 1139242 | MICHAEL ROYAL | \$26.34 |
| 4/2/26 | 1139243 | WORKU JIRRATA | \$40.00 |
| 4/2/26 | 1139244 | R AND R ASSOCIATES | \$248.13 |
| 4/2/26 | 1139245 | MANNA PROPERTY MANAGEMENT LLC | \$35.75 |
| 4/2/26 | 1139246 | FATIMA SERMENO | \$51.87 |
| 4/2/26 | 1139247 | KIMBERLY VILLINES | \$252.00 |
| 4/2/26 | 1139248 | ROSEN SUPPLY CO INC | \$10.64 |
| 4/2/26 | 1139249 | KIM YOUNGREN | \$107.76 |
| 4/2/26 | 1139250 | HELEN COOK | \$173.00 |
| 4/2/26 | 1139251 | VOID | \$0.00 |
| 4/2/26 | 1139252 | THOMAS GILBRAITH | \$223.63 |
| 4/2/26 | 1139253 | DENNIS JONES | \$36.70 |
| 4/2/26 | 1139254 | JUDITH FUENTES | \$66.88 |
| 4/2/26 | 1139255 | DESTINY MCKINNEY | \$118.66 |
| 4/2/26 | 1139256 | KATHERINE GALLIK | \$214.32 |
| 4/2/26 | 1139257 | NICHOLAS MATACZYNSKI | \$141.21 |

Detailed Disbursement Report

| Revolving Fund - Customer Refunds, Incentives and Other | | | |
|--|------------------------|---------------------------------------|---------------|
| Payment Date | Payment Ref Nbr | Payee | Amount |
| 4/3/26 | 1139258 | EQUITY RESIDENTIAL PROP | \$396.66 |
| 4/3/26 | 1139259 | MATTHEW STEINKE | \$136.65 |
| 4/3/26 | 1139260 | SAUNDRA BAKER | \$198.77 |
| 4/3/26 | 1139261 | IH3 PROPERTY WASHINGTON, L.P. | \$16.00 |
| 4/6/26 | 1139262 | MONA LISA MIHAI | \$185.64 |
| 4/6/26 | 1139263 | WAKEFIELD ALDERWOOD LLC | \$75.53 |
| 4/6/26 | 1139264 | CHAD GEIGER | \$97.04 |
| 4/6/26 | 1139265 | T SQUARE PROPERTIES | \$46.11 |
| 4/6/26 | 1139266 | DAVID LEE RICHARDS | \$200.00 |
| 4/6/26 | 1139267 | SAMANTHA FERNANDEZ | \$24.17 |
| 4/6/26 | 1139268 | MARIA BREUDER | \$997.63 |
| 4/6/26 | 1139269 | A.D. TACOS EL REY #2 LLC | \$23.57 |
| 4/7/26 | 1139270 | RIVERVIEW I LLC | \$57.69 |
| 4/7/26 | 1139271 | TUCKER LINDOP | \$7.03 |
| 4/7/26 | 1139272 | MARGARITA IVANOVA | \$15.49 |
| 4/7/26 | 1139273 | JEFFREY FORRESTER | \$74.24 |
| 4/7/26 | 1139274 | ANTHONY COSTILLANO | \$71.82 |
| 4/7/26 | 1139275 | CHRISTOPHER DINGER | \$58.72 |
| 4/7/26 | 1139276 | KIMBERLY JOHNSON | \$260.36 |
| 4/7/26 | 1139277 | LIDIA BARRERA | \$21.20 |
| 4/7/26 | 1139278 | SILVER OAK APARTMENTS, LLC | \$365.70 |
| 4/7/26 | 1139279 | KAREN PETERSON | \$199.44 |
| 4/7/26 | 1139280 | LINDA BUTTERFIELD | \$107.81 |
| 4/7/26 | 1139281 | AMA VENTURES LLC | \$198.19 |
| 4/7/26 | 1139282 | AMA VENTURES LLC | \$89.98 |
| 4/7/26 | 1139283 | AMA VENTURES LLC | \$24.62 |
| 4/7/26 | 1139284 | AMA VENTURES LLC | \$99.46 |
| 4/7/26 | 1139285 | AMA VENTURES LLC | \$26.43 |
| 4/7/26 | 1139286 | BELL VALUE-ADD FUND VIII LYNNWOOD LLC | \$14.07 |
| 4/8/26 | 1139287 | WOODBROOK INVESTORS LLC | \$33.31 |
| 4/8/26 | 1139288 | YANGO AUTO GROUP LLC | \$137.38 |
| 4/8/26 | 1139289 | TU LIESTER | \$82.00 |

Detailed Disbursement Report

| Revolving Fund - Customer Refunds, Incentives and Other | | | |
|--|------------------------|--|---------------|
| Payment Date | Payment Ref Nbr | Payee | Amount |
| 4/8/26 | 1139290 | ALEXI YBANEZ ROSARIO | \$29.98 |
| 4/8/26 | 1139291 | EVEROSE LLC | \$323.50 |
| 4/8/26 | 1139292 | JACHIN YOUNG | \$85.44 |
| 4/8/26 | 1139293 | ESTATE OF JOAN S OTAVA | \$14.72 |
| 4/8/26 | 1139294 | CARLA GARNT0 | \$5.00 |
| 4/8/26 | 1139295 | MILBOURN PROPERTIES | \$52.04 |
| 4/9/26 | 1139296 | MICHAEL ROSE | \$654.93 |
| 4/9/26 | 1139297 | RANDI SZAKALY | \$306.74 |
| 4/9/26 | 1139298 | KEEGAN BOYS | \$29.90 |
| 4/9/26 | 1139299 | YI LIN | \$88.27 |
| 4/9/26 | 1139300 | VALERIE ANN SWENGEL | \$800.00 |
| 4/9/26 | 1139301 | MICHAELA SAHAGUN | \$88.07 |
| 4/9/26 | 1139302 | PAULETTE KIMBROUGH | \$29.27 |
| 4/9/26 | 1139303 | DAVID GUNDERSON | \$6.62 |
| 4/9/26 | 1139304 | YOUNG PU KIM | \$87.17 |
| 4/9/26 | 1139305 | VICTOR DA SILVA | \$131.11 |
| 4/9/26 | 1139306 | WASHINGTON EVERETT MISSION | \$30.52 |
| 4/9/26 | 1139307 | CARROLLS CREEK APARTMENTS PROPERTY OWNER | \$85.51 |
| 4/9/26 | 1139308 | YADIRA GONZALEZ ORTIZ | \$158.61 |
| 4/9/26 | 1139309 | DAVID GLADSTONE | \$5,121.14 |
| 4/9/26 | 1139310 | SWANSON BUILDING | \$2,602.60 |
| 4/9/26 | 1139311 | ZHI HU | \$94.19 |
| 4/9/26 | 1139312 | GREENHAVEN OWNER, LLC | \$50.59 |
| 4/9/26 | 1139313 | MALACHI RUNDGREN | \$564.16 |
| 4/9/26 | 1139314 | STEVEN FUCHS | \$73.40 |
| 4/9/26 | 1139315 | ROTSHEIL MAJOR | \$13.32 |
| 4/9/26 | 1139316 | JULIE BROWN | \$219.55 |
| 4/9/26 | 1139317 | MICHAEL BERGAMO | \$85.30 |
| 4/9/26 | 1139318 | JUDITH RAMIREZ | \$5.82 |
| 4/10/26 | 1139319 | JK MORRIS LLC | \$44.86 |
| 4/10/26 | 1139320 | CITYCENTER APARTMENTS LYNNWOOD PARTNERS | \$76.83 |
| 4/10/26 | 1139321 | STEVEN CORDELL | \$158.02 |

Detailed Disbursement Report

| Revolving Fund - Customer Refunds, Incentives and Other | | | |
|---|-----------------|----------------------------|--------------------|
| Payment Date | Payment Ref Nbr | Payee | Amount |
| 4/10/26 | 1139322 | TAEOR NEAS-MITCHELL | \$108.46 |
| 4/10/26 | 1139323 | CEDARWOOD II | \$9.58 |
| 4/10/26 | 1139324 | KEREL CARTER | \$96.90 |
| 4/10/26 | 1139325 | HOME COURT ADVANTAGE LLC | \$53.97 |
| 4/10/26 | 1139326 | NORTH SOUND PROPERTIES LLC | \$77.35 |
| 4/10/26 | 1139327 | ERRECKRA BOYD | \$335.91 |
| 4/10/26 | 1139328 | ERP OPERATING LP | \$373.78 |
| 4/10/26 | 1139329 | OVERSIZE STORAGE LLC | \$76.48 |
| 4/10/26 | 1139330 | YULIIA LEVCHYK | \$146.07 |
| 4/10/26 | 1139331 | SRI PUGET SOUND LLC | \$40.20 |
| 4/10/26 | 1139332 | GARY COLVER | \$117.79 |
| 4/10/26 | 1139333 | TIMOFEY ABRAMOV | \$64.56 |
| 4/10/26 | 1139334 | VANESSA RUTLEDGE | \$112.20 |
| 4/10/26 | 1139335 | THOMAS CHROBAK | \$67.71 |
| Total: | | | \$39,078.97 |

Detailed Disbursement Report

| Revolving Fund - Electronic Customer Refunds | | | |
|---|------------------------|--------------------------------|---------------|
| Payment Date | Payment Ref Nbr | Payee | Amount |
| 3/30/26 | 000533145013 | MARIO ALEJANDRO FLORES BARAJAS | \$420.05 |
| 3/30/26 | 000533145014 | MARIA LAGEJENO | \$100.00 |
| 3/30/26 | 000533145015 | SCOVIA OGEMBO | \$137.73 |
| 3/30/26 | 000533145016 | INEZ HENDRICKSON | \$64.36 |
| 3/30/26 | 000533145017 | GENESIS SANTOS | \$59.12 |
| 3/30/26 | 000533145018 | MARY JOHNSON | \$49.53 |
| 3/30/26 | 000533145019 | YAN YIN | \$106.26 |
| 3/30/26 | 000533145020 | RUBEN ANAND | \$24.92 |
| 3/30/26 | 000533145021 | ANDREW WILLIAMS | \$69.15 |
| 3/30/26 | 000533145022 | JEFFREY DUNN | \$19.92 |
| 3/31/26 | 000533161353 | TERI COOMBS | \$157.84 |
| 3/31/26 | 000533161354 | JUDITH RAMIREZ | \$24.36 |
| 3/31/26 | 000533161355 | JUDITH RAMIREZ | \$34.45 |
| 3/31/26 | 000533161356 | JUDITH RAMIREZ | \$78.57 |
| 3/31/26 | 000533161357 | JENNA VON SCHNEIDAU | \$141.06 |
| 3/31/26 | 000533161358 | ALIYAH CALLOWAY | \$78.57 |
| 4/1/26 | 000533171784 | CATHERINE ALVARADO | \$90.25 |
| 4/1/26 | 000533171785 | WILLIAM GOINGS | \$291.98 |
| 4/1/26 | 000533171786 | ARUSHI TRIPATHI | \$60.93 |
| 4/1/26 | 000533171787 | MARIA MURILLO OCHOA | \$136.49 |
| 4/1/26 | 000533171788 | CHRISTIAN ROBERTS | \$123.58 |
| 4/1/26 | 000533171789 | KEEGAN DOLAN | \$168.92 |
| 4/1/26 | 000533171790 | FRANCIS EATON | \$112.74 |
| 4/1/26 | 000533171791 | BRANDON CERVENAK | \$80.62 |
| 4/1/26 | 000533171792 | SALLY WALDOX | \$13.63 |
| 4/1/26 | 000533171793 | OSWAR OBED ROMERO FLORES | \$118.80 |
| 4/1/26 | 000533171794 | MILDRE FLOREZ | \$52.58 |
| 4/1/26 | 000533171795 | GEORGII SIMKIN | \$127.89 |
| 4/1/26 | 000533171796 | KEEGAN DOLAN | \$43.96 |
| 4/3/26 | 000533198408 | NAYELI MANZANO | \$150.00 |
| 4/3/26 | 000533198409 | JAVIER LOPEZ SIMENTAL | \$124.40 |
| 4/3/26 | 000533198410 | AMY ORTIZ | \$97.84 |

Detailed Disbursement Report

| Revolving Fund - Electronic Customer Refunds | | | |
|---|------------------------|-------------------------------|---------------|
| Payment Date | Payment Ref Nbr | Payee | Amount |
| 4/3/26 | 000533198411 | ZEBULON ENGLE | \$157.82 |
| 4/6/26 | 000533217393 | JASON MATZ | \$260.37 |
| 4/6/26 | 000533217394 | DINORA ZETINO CAMPOS | \$31.87 |
| 4/6/26 | 000533217395 | CRISTINA SANTOS DO NASCIMENTO | \$98.14 |
| 4/6/26 | 000533217396 | TAYLOR MCLAREN | \$536.00 |
| 4/6/26 | 000533217397 | DINORA ZETINO CAMPOS | \$55.69 |
| 4/6/26 | 000533217398 | VY THE HONG | \$5.65 |
| 4/6/26 | 000533217399 | SELAMAWIT ADINEW | \$133.25 |
| 4/6/26 | 000533217400 | RICKY TURNER | \$99.52 |
| 4/6/26 | 000533217401 | RONALD FOSSUM | \$6.74 |
| 4/6/26 | 000533217402 | MOISES SAUCEDO | \$46.26 |
| 4/6/26 | 000533217403 | ESPERANZA CARDENAS | \$36.86 |
| 4/6/26 | 000533217404 | ADA ELETISIA RIVERA | \$15.30 |
| 4/6/26 | 000533217405 | DINORA ZETINO CAMPOS | \$23.82 |
| 4/6/26 | 000533217406 | DANIEL HENWOOD | \$194.80 |
| 4/6/26 | 000533217407 | KUMUDRA SOE DMD | \$29.03 |
| 4/7/26 | 000533232159 | CHRISTOPHER WISE | \$629.65 |
| 4/7/26 | 000533232160 | EDWARD SCHUROSKY | \$14.02 |
| 4/8/26 | 000533242229 | NOLAN MCCANTS | \$143.72 |
| 4/8/26 | 000533242230 | ALEXANDER SUKHOMLINOV | \$30.89 |
| 4/8/26 | 000533242231 | BETHANY VEERAAGSORN | \$155.44 |
| 4/8/26 | 000533242232 | NOLAN MCCANTS | \$68.44 |
| 4/8/26 | 000533242233 | NOLAN MCCANTS | \$75.28 |
| 4/8/26 | 000533242234 | ALEXANDER SUKHOMLINOV | \$38.83 |
| 4/8/26 | 000533242235 | ALEXANDER SUKHOMLINOV | \$41.01 |
| 4/10/26 | 000533260156 | CAMERON MOONEY | \$559.16 |
| 4/10/26 | 000533260157 | HANNAH SHAVER | \$35.76 |
| 4/10/26 | 000533260158 | DIXIE BANNER | \$117.23 |

Total: \$7,001.05

Detailed Disbursement Report

| Accounts Payable Warrants | | | |
|----------------------------------|------------------------|-------------------------------------|---------------|
| Payment Date | Payment Ref Nbr | Payee | Amount |
| 3/31/26 | 8086089 | AT&T CORP | \$18,639.67 |
| 3/31/26 | 8086090 | DIGI-KEY CORP | \$1,834.59 |
| 3/31/26 | 8086091 | GENUINE PARTS COMPANY | \$1,554.22 |
| 3/31/26 | 8086092 | RIVERSIDE TOPSOIL INC | \$250.00 |
| 3/31/26 | 8086093 | CITY OF SEATTLE | \$85,098.24 |
| 3/31/26 | 8086094 | SOUND PUBLISHING INC | \$149.94 |
| 3/31/26 | 8086095 | US BANK NA | \$2,114.21 |
| 3/31/26 | 8086096 | WESCO GROUP INC | \$1,456.56 |
| 3/31/26 | 8086097 | BICKFORD MOTORS INC | \$4,695.90 |
| 3/31/26 | 8086098 | EMERALD SERVICES INC | \$727.83 |
| 3/31/26 | 8086099 | LAKESWOOD SCHOOL DISTRICT 306 | \$11,902.20 |
| 3/31/26 | 8086100 | PUBLIC UTILITY DIST NO 1 OF | \$3,404.49 |
| 3/31/26 | 8086101 | WYNNE AND SONS INC | \$79.13 |
| 3/31/26 | 8086102 | CITY OF EVERETT | \$3,156.30 |
| 3/31/26 | 8086103 | OCCUPATIONAL HEALTH CENTERS OF WA P | \$103.00 |
| 3/31/26 | 8086104 | THE PAPE GROUP INC | \$103,496.13 |
| 3/31/26 | 8086105 | CRAWFORD & COMPANY | \$408.30 |
| 3/31/26 | 8086106 | NORTHWEST FIBER LLC | \$7,508.72 |
| 3/31/26 | 8086107 | BAXTER AUTO PARTS INC | \$11,703.00 |
| 3/31/26 | 8086108 | ACCESS INFO INTERMEDIATE HLDNG I LL | \$2,784.35 |
| 3/31/26 | 8086109 | THE PAPE GROUP | \$147.33 |
| 3/31/26 | 8086110 | REECE CONSTRUCTION COMPANY | \$759.06 |
| 3/31/26 | 8086111 | DLR GROUP INC | \$9,443.75 |
| 3/31/26 | 8086112 | NORTHWEST FIBER LLC | \$2,400.00 |
| 3/31/26 | 8086113 | KENDALL DEALERSHIP HOLDINGS LLC | \$4,050.97 |
| 3/31/26 | 8086114 | LINA ZHAO SWIFT | \$6,000.00 |
| 3/31/26 | 8086115 | TRUCKVAULT INC | \$3,946.50 |
| 3/31/26 | 8086116 | WIRED ELECTRIC INC | \$10,117.63 |
| 3/31/26 | 8086117 | NORTHWEST EQUIPMENT GROUP LLC | \$334.92 |
| 3/31/26 | 8086118 | SUCCURRI LLC | \$774.00 |
| 3/31/26 | 8086119 | WASHINGTON STATE HEALTH CARE AUTH | \$633.67 |
| 3/31/26 | 8086120 | FEDEX FREIGHT INC | \$642.13 |

Detailed Disbursement Report

| Accounts Payable Warrants | | | |
|----------------------------------|------------------------|---------------------------------|---------------|
| Payment Date | Payment Ref Nbr | Payee | Amount |
| 3/31/26 | 8086121 | ARROW INSULATION INC | \$3,393.00 |
| 3/31/26 | 8086122 | EDMONDS COLLEGE | \$8,283.94 |
| 4/2/26 | 8086123 | DAWN US HOLDINGS LLC | \$1,470.92 |
| 4/2/26 | 8086124 | GRAYDS INC | \$991.38 |
| 4/2/26 | 8086125 | GENUINE PARTS COMPANY | \$1,620.83 |
| 4/2/26 | 8086126 | REID MIDDLETON INC | \$4,535.00 |
| 4/2/26 | 8086127 | RIVERSIDE TOPSOIL INC | \$350.00 |
| 4/2/26 | 8086128 | SIX ROBBLEES INC | \$33.47 |
| 4/2/26 | 8086129 | UNITED LABORATORIES INC | \$5,963.24 |
| 4/2/26 | 8086130 | BICKFORD MOTORS INC | \$2,328.62 |
| 4/2/26 | 8086131 | CEATI INTERNATIONAL INC | \$30,600.00 |
| 4/2/26 | 8086132 | TRANSFORMER TECHNOLOGIES LLC | \$14,558.00 |
| 4/2/26 | 8086133 | PROVIDENCE HEALTH & SERVICES-WA | \$6,337.50 |
| 4/2/26 | 8086134 | REECE CONSTRUCTION COMPANY | \$2,913.14 |
| 4/2/26 | 8086135 | SHINN MECHANICAL INC | \$400.00 |
| 4/2/26 | 8086136 | PATRICIA J SPENCER KNOWLTON | \$5,000.00 |
| 4/2/26 | 8086137 | ERGOTECH CONTROLS LLC | \$8,073.53 |
| 4/2/26 | 8086138 | MARSH & MCLENNAN COMPANIES INC | \$2,500.00 |
| 4/2/26 | 8086139 | DAHL ELECTRIC INC | \$14,848.80 |
| 4/7/26 | 8086140 | BNSF RAILWAY COMPANY | \$4,000.00 |
| 4/7/26 | 8086141 | FLUKE ELECTRONICS CORPORATION | \$3,956.40 |
| 4/7/26 | 8086142 | IRON MOUNTAIN QUARRY LLC | \$523.33 |
| 4/7/26 | 8086143 | GENUINE PARTS COMPANY | \$1,365.48 |
| 4/7/26 | 8086144 | PITNEY BOWES INC | \$211.01 |
| 4/7/26 | 8086145 | RIVERSIDE TOPSOIL INC | \$135.00 |
| 4/7/26 | 8086146 | SIX ROBBLEES INC | \$131.33 |
| 4/7/26 | 8086147 | SKAGIT LAW GROUP PLLC | \$540.00 |
| 4/7/26 | 8086148 | SNOHOMISH COUNTY | \$10.00 |
| 4/7/26 | 8086149 | SNOHOMISH COUNTY | \$10.00 |
| 4/7/26 | 8086150 | SOUND PUBLISHING INC | \$94.08 |
| 4/7/26 | 8086151 | WASHINGTON STATE | \$8,332.87 |
| 4/7/26 | 8086152 | BICKFORD MOTORS INC | \$4,768.08 |

Detailed Disbursement Report

| Accounts Payable Warrants | | | |
|----------------------------------|------------------------|-------------------------------------|---------------|
| Payment Date | Payment Ref Nbr | Payee | Amount |
| 4/7/26 | 8086153 | DIRECTV ENTERTAINMENT HOLDINGS LLC | \$239.98 |
| 4/7/26 | 8086154 | EDS MCDUGALL LLC | \$408.00 |
| 4/7/26 | 8086155 | PACIFIC COAST MEMORIALS INC | \$379.16 |
| 4/7/26 | 8086156 | SEVEN LAKES WATER ASSOC INC | \$83.00 |
| 4/7/26 | 8086157 | JAMES SIDERIUS | \$300.00 |
| 4/7/26 | 8086158 | PUBLIC UTILITY DIST NO 1 OF | \$932.00 |
| 4/7/26 | 8086159 | CITY OF EVERETT | \$10,106.08 |
| 4/7/26 | 8086160 | ROOTS FORESTRY CONSULTING LLC | \$6,313.00 |
| 4/7/26 | 8086161 | COMCAST CORPORATION | \$568.90 |
| 4/7/26 | 8086162 | NORTH SOUND AUTO GROUP LLC | \$1,126.03 |
| 4/7/26 | 8086163 | WARD INDUSTRIAL PROCESS AUTOMTN INC | \$1,890.00 |
| 4/7/26 | 8086164 | OCCUPATIONAL HEALTH CENTERS OF WA P | \$136.00 |
| 4/7/26 | 8086165 | CONCENTRIC LLC | \$1,322.18 |
| 4/7/26 | 8086166 | REECE CONSTRUCTION COMPANY | \$978.38 |
| 4/7/26 | 8086167 | DDMK INC | \$713.25 |
| 4/7/26 | 8086168 | KIMLEY-HORN AND ASSOCIATES INC | \$14,067.50 |
| 4/7/26 | 8086169 | NISSAN OF EVERETT LLC | \$792.75 |
| 4/7/26 | 8086170 | CAN-AM FABRICATION INC | \$11,049.40 |
| 4/7/26 | 8086171 | FIVE9 INC | \$12.44 |
| 4/7/26 | 8086172 | IRIS GROUP HOLDINGS LLC | \$13,790.25 |
| 4/7/26 | 8086173 | OBERON WA LLC | \$7,967.02 |
| 4/7/26 | 8086174 | XIAOWEST LLC | \$66,837.79 |
| 4/7/26 | 8086175 | DAIKIN COMFORT TECH DIST INC | \$2,426.59 |
| 4/7/26 | 8086176 | BREEZE FREE INC | \$275.00 |
| 4/7/26 | 8086177 | LUMENAL LIGHTING LLC | \$1,522.62 |
| 4/7/26 | 8086178 | SELECT AIR SERVICES INC | \$4,150.00 |
| 4/7/26 | 8086179 | SPECIALTY INSULATION NW LLC | \$1,325.00 |
| 4/7/26 | 8086180 | HAUSMEISTER HOME SERVICES INC | \$915.00 |
| 4/7/26 | 8086181 | ENVIROSMART SOLUTION INC | \$2,010.00 |
| 4/9/26 | 8086182 | BNSF RAILWAY COMPANY | \$5,800.09 |
| 4/9/26 | 8086183 | GENUINE PARTS COMPANY | \$2,206.21 |
| 4/9/26 | 8086184 | REPUBLIC SERVICES INC | \$542.19 |

Detailed Disbursement Report

| Accounts Payable Warrants | | | |
|----------------------------------|------------------------|-------------------------------------|---------------|
| Payment Date | Payment Ref Nbr | Payee | Amount |
| 4/9/26 | 8086185 | SNOHOMISH COUNTY | \$1,883.64 |
| 4/9/26 | 8086186 | SNOHOMISH COUNTY | \$133,557.33 |
| 4/9/26 | 8086187 | SNOHOMISH COUNTY TREASURER | \$406.48 |
| 4/9/26 | 8086188 | SEPTIC SERVICES INC | \$1,186.90 |
| 4/9/26 | 8086189 | WASHINGTON STATE | \$4,077.73 |
| 4/9/26 | 8086190 | STATE OF WASHINGTON | \$6,416.25 |
| 4/9/26 | 8086191 | BICKFORD MOTORS INC | \$247.40 |
| 4/9/26 | 8086192 | EDS MCDOUGALL LLC | \$835.00 |
| 4/9/26 | 8086193 | PACIFICORP | \$506,351.25 |
| 4/9/26 | 8086194 | PROLAND SERVICES INC | \$1,161.00 |
| 4/9/26 | 8086195 | PUBLIC UTILITY DIST NO 1 OF | \$3,709.04 |
| 4/9/26 | 8086196 | STATE OF WASHINGTON STATE PATROL | \$6,615.04 |
| 4/9/26 | 8086197 | WYNNE AND SONS INC | \$851.73 |
| 4/9/26 | 8086198 | CITY OF EVERETT | \$59.45 |
| 4/9/26 | 8086199 | PUBLIC UTILITY DIST NO 3 OF MASON C | \$700.00 |
| 4/9/26 | 8086200 | NORTH SOUND AUTO GROUP LLC | \$631.27 |
| 4/9/26 | 8086201 | THE PAPE GROUP INC | \$4,659.52 |
| 4/9/26 | 8086202 | BHC CONSULTANTS LLC | \$32,535.68 |
| 4/9/26 | 8086203 | CXTEC INC | \$1,649.62 |
| 4/9/26 | 8086204 | THE PAPE GROUP | \$3,469.63 |
| 4/9/26 | 8086205 | REECE CONSTRUCTION COMPANY | \$760.00 |
| 4/9/26 | 8086206 | NORTHWEST FIBER LLC | \$622.45 |
| 4/9/26 | 8086207 | METER READINGS HOLDING I CORP | \$20,875.35 |
| 4/9/26 | 8086208 | OBERON WA LLC | \$6,583.37 |
| 4/9/26 | 8086209 | MARSH & MCLENNAN COMPANIES INC | \$95,000.00 |
| 4/9/26 | 8086210 | COGNIZANT WORLDWIDE LIMITED | \$610,000.00 |

Total: \$2,044,626.63

Detailed Disbursement Report

| Accounts Payable ACH | | | |
|-----------------------------|------------------------|------------------------------------|---------------|
| Payment Date | Payment Ref Nbr | Payee | Amount |
| 3/30/26 | 6062946 | INTERCONTINENTAL EXCHANGE HOLDINGS | \$885.00 |
| 3/30/26 | 6062947 | NORTH COAST ELECTRIC COMPANY | \$3,313.22 |
| 3/30/26 | 6062948 | NW ENERGY EFFICIENCY ALLIANCE INC | \$66,663.72 |
| 3/30/26 | 6062949 | SCHWEITZER ENGINEERING LAB INC | \$5,226.73 |
| 3/30/26 | 6062950 | STELLAR INDUSTRIAL SUPPLY INC | \$729.91 |
| 3/30/26 | 6062951 | SUBURBAN PROPANE LP | \$1,441.19 |
| 3/30/26 | 6062952 | TOPSOILS NORTHWEST INC | \$1,085.00 |
| 3/30/26 | 6062953 | OLDCASTLE INFRASTRUCTURE INC | \$18,841.26 |
| 3/30/26 | 6062954 | WEST PUBLISHING CORPORATION | \$1,960.59 |
| 3/30/26 | 6062955 | WETLAND RESOURCES INC | \$5,737.50 |
| 3/30/26 | 6062956 | ANDERSON HUNTER LAW FIRM PS | \$2,083.29 |
| 3/30/26 | 6062957 | CELLCO PARTNERSHIP | \$7,920.89 |
| 3/30/26 | 6062958 | CUZ CONCRETE PRODUCTS INC | \$13,334.60 |
| 3/30/26 | 6062959 | HOGLUNDS TOP SHOP INC | \$1,972.71 |
| 3/30/26 | 6062960 | LENZ ENTERPRISES INC | \$394.44 |
| 3/30/26 | 6062961 | LONGS LANDSCAPE LLC | \$15,545.60 |
| 3/30/26 | 6062962 | MICROSOFT CORPORATION | \$278,320.01 |
| 3/30/26 | 6062963 | NORTHWEST CASCADE INC | \$4,400.79 |
| 3/30/26 | 6062964 | PACIFIC MOBILE STRUCTURES INC | \$1,348.76 |
| 3/30/26 | 6062965 | SWC ENTERPRISES LLC | \$111.00 |
| 3/30/26 | 6062966 | SENSUS USA INC | \$255,327.93 |
| 3/30/26 | 6062967 | SNOHOMISH COUNTY | \$94,692.54 |
| 3/30/26 | 6062968 | STOEL RIVES LLP | \$39,722.00 |
| 3/30/26 | 6062969 | TECHPOWER SOLUTIONS INC | \$5,486.21 |
| 3/30/26 | 6062970 | TYNDALE ENTERPRISES INC | \$338.93 |
| 3/30/26 | 6062971 | ALTEC INDUSTRIES INC | \$7,191.99 |
| 3/30/26 | 6062972 | ANIXTER INC | \$31,935.62 |
| 3/30/26 | 6062973 | ROADPOST USA INC | \$1,314.00 |
| 3/30/26 | 6062974 | SEATTLE NUT & BOLT LLC | \$586.81 |
| 3/30/26 | 6062975 | NASH CONSULTING INC | \$18,245.99 |
| 3/30/26 | 6062976 | MOTION & FLOW CONTROL PRODUCTS INC | \$850.80 |
| 3/30/26 | 6062977 | RADIANS INC | \$859.01 |

Detailed Disbursement Report

| Accounts Payable ACH | | | |
|-----------------------------|------------------------|-------------------------------------|---------------|
| Payment Date | Payment Ref Nbr | Payee | Amount |
| 3/30/26 | 6062978 | CURTIS A SMITH | \$7,727.26 |
| 3/30/26 | 6062979 | WILLDAN ENERGY SOLUTIONS INC | \$4,600.00 |
| 3/30/26 | 6062980 | BANK OF AMERICA NA | \$452,366.67 |
| 3/30/26 | 6062981 | ARKANCE USA LLC | \$38,999.11 |
| 3/30/26 | 6062982 | BLUEBERRY TECHNOLOGIES LLC | \$21,947.03 |
| 3/30/26 | 6062983 | BORDER STATES INDUSTRIES INC | \$6,798.96 |
| 3/30/26 | 6062984 | PURCELL TIRE & RUBBER COMPANY | \$7,126.26 |
| 3/30/26 | 6062985 | UNIT PROCESS COMPANY | \$12,347.37 |
| 3/30/26 | 6062986 | SYNOPTIC DATA PBC | \$1,900.00 |
| 3/30/26 | 6062987 | CLOUD CREEK SYSTEMS INC | \$8,792.00 |
| 3/30/26 | 6062988 | GUARD PEST CONTROL | \$4,670.10 |
| 3/30/26 | 6062989 | TOYOTA MATERIAL HANDLING NW INC | \$398.74 |
| 3/30/26 | 6062990 | REXEL USA INC | \$1,255.62 |
| 3/30/26 | 6062991 | REPUBLIC SERVICES INC | \$3,014.67 |
| 3/30/26 | 6062992 | MOBILIZZ USA INC | \$1,551.68 |
| 3/30/26 | 6062993 | BAKER TILLY ADVISORY GROUP PARENT L | \$1,750.00 |
| 3/30/26 | 6062994 | ON-SITE ENVIRONMENTAL INC | \$1,377.00 |
| 3/30/26 | 6062995 | GRANITE CONSTRUCTION COMPANY | \$262.62 |
| 3/30/26 | 6062996 | FRANK DANIEL | \$387.00 |
| 3/30/26 | 6062997 | NICHOLAS BELISLE | \$31.90 |
| 3/30/26 | 6062998 | SUE FRESE | \$60.90 |
| 3/30/26 | 6062999 | ROBERT MARKS | \$739.87 |
| 3/30/26 | 6063000 | MARIE MORRISON | \$613.40 |
| 3/30/26 | 6063001 | WILLIAM BINCKLEY | \$387.00 |
| 3/30/26 | 6063002 | JAYME CORNELL | \$142.15 |
| 3/30/26 | 6063003 | AUSTIN JOHNSON | \$2,343.00 |
| 3/30/26 | 6063004 | JEFFREY BISHOP | \$521.56 |
| 3/30/26 | 6063005 | MATTHEW NOBLES | \$1,360.86 |
| 3/31/26 | 6063006 | CENTRAL WELDING SUPPLY CO INC | \$169.56 |
| 3/31/26 | 6063007 | D HITTLE & ASSOCIATES INC | \$1,757.43 |
| 3/31/26 | 6063008 | HOWARD INDUSTRIES INC | \$58,607.47 |
| 3/31/26 | 6063009 | NORTH COAST ELECTRIC COMPANY | \$3,225.57 |

Detailed Disbursement Report

| Accounts Payable ACH | | | |
|-----------------------------|------------------------|--------------------------------|---------------|
| Payment Date | Payment Ref Nbr | Payee | Amount |
| 3/31/26 | 6063010 | RWC INTERNATIONAL LTD | \$469.63 |
| 3/31/26 | 6063011 | SCHWEITZER ENGINEERING LAB INC | \$81,937.81 |
| 3/31/26 | 6063012 | STELLAR INDUSTRIAL SUPPLY INC | \$3,355.28 |
| 3/31/26 | 6063013 | GORDON TRUCK CENTERS INC | \$2,154.80 |
| 3/31/26 | 6063014 | WW GRAINGER INC | \$179.35 |
| 3/31/26 | 6063015 | BRAKE & CLUTCH SUPPLY INC | \$1,805.61 |
| 3/31/26 | 6063016 | CUZ CONCRETE PRODUCTS INC | \$1,903.56 |
| 3/31/26 | 6063017 | DESIGNER DECAL INC | \$3,802.77 |
| 3/31/26 | 6063018 | NORTHWEST CASCADE INC | \$361.43 |
| 3/31/26 | 6063019 | NORTHWEST HANDLING SYSTEMS INC | \$675.03 |
| 3/31/26 | 6063020 | NW TRANSMISSION INC | \$1,860.89 |
| 3/31/26 | 6063021 | OAK HARBOR FREIGHT LINES INC | \$1,481.54 |
| 3/31/26 | 6063022 | POLY BAG LLC | \$51.73 |
| 3/31/26 | 6063023 | ROHLINGER ENTERPRISES INC | \$980.86 |
| 3/31/26 | 6063024 | SENSUS USA INC | \$159,552.82 |
| 3/31/26 | 6063025 | TOTAL LANDSCAPE CORP | \$15,562.86 |
| 3/31/26 | 6063026 | WESTERN SAFETY PRODUCTS INC | \$1,400.39 |
| 3/31/26 | 6063027 | GRAYBAR ELECTRIC CO INC | \$270.35 |
| 3/31/26 | 6063028 | ALTEC INDUSTRIES INC | \$19,860.03 |
| 3/31/26 | 6063029 | ANIXTER INC | \$4,292.31 |
| 3/31/26 | 6063030 | CARASOFT TECHNOLOGY CORP | \$16,446.42 |
| 3/31/26 | 6063031 | ELEVATOR SUPPORT COMPANY LLC | \$3,181.61 |
| 3/31/26 | 6063032 | LOOMIS ARMORED US LLC | \$4,069.15 |
| 3/31/26 | 6063033 | LUMEN TACTICAL LLC | \$682.04 |
| 3/31/26 | 6063034 | KRISTI STERLING | \$164.36 |
| 3/31/26 | 6063035 | TODD WUNDER | \$140.70 |
| 3/31/26 | 6063036 | MARK DEISHER | \$387.00 |
| 3/31/26 | 6063037 | AARON SWANEY | \$1,431.40 |
| 3/31/26 | 6063038 | CARL O'BRIEN | \$28.65 |
| 3/31/26 | 6063039 | BRANDON JODOCK | \$573.60 |
| 3/31/26 | 6063040 | WYATT MCDANIEL | \$142.51 |
| 3/31/26 | 6063041 | JENNIFER HARRINGTON | \$173.29 |

Detailed Disbursement Report

| Accounts Payable ACH | | | |
|-----------------------------|------------------------|-------------------------------------|---------------|
| Payment Date | Payment Ref Nbr | Payee | Amount |
| 4/1/26 | 6063042 | CENTRAL WELDING SUPPLY CO INC | \$157.66 |
| 4/1/26 | 6063043 | HATCH ASSOCIATES CONSULTANTS INC | \$21,146.19 |
| 4/1/26 | 6063044 | HOWARD INDUSTRIES INC | \$52,342.07 |
| 4/1/26 | 6063045 | NORTH COAST ELECTRIC COMPANY | \$1,971.71 |
| 4/1/26 | 6063046 | PACIFIC TOPSOILS INC | \$49.40 |
| 4/1/26 | 6063047 | ROMAINE ELECTRIC CORP | \$1,687.89 |
| 4/1/26 | 6063048 | SAP AMERICA INC | \$166,466.41 |
| 4/1/26 | 6063049 | SCHWEITZER ENGINEERING LAB INC | \$321.02 |
| 4/1/26 | 6063050 | SHI INTERNATIONAL CORP | \$233,566.07 |
| 4/1/26 | 6063051 | STELLAR INDUSTRIAL SUPPLY INC | \$622.77 |
| 4/1/26 | 6063052 | STELLA-JONES CORPORATION | \$45,290.55 |
| 4/1/26 | 6063053 | TOPSOILS NORTHWEST INC | \$668.16 |
| 4/1/26 | 6063054 | UNITED PARCEL SERVICE | \$185.22 |
| 4/1/26 | 6063055 | GORDON TRUCK CENTERS INC | \$1,115.21 |
| 4/1/26 | 6063056 | WASHINGTON ST NURSERY & LANDSCAPE A | \$495.00 |
| 4/1/26 | 6063057 | WW GRAINGER INC | \$1,900.72 |
| 4/1/26 | 6063058 | ENERGY NORTHWEST | \$60,695.00 |
| 4/1/26 | 6063059 | GENERAL PACIFIC INC | \$6,630.93 |
| 4/1/26 | 6063060 | NORTHWEST TOWER ENGINEERING PLLC | \$9,000.00 |
| 4/1/26 | 6063061 | POLY BAG LLC | \$154.66 |
| 4/1/26 | 6063062 | LOUIS F MATHESON CONSTRUCTION INC | \$2,218.71 |
| 4/1/26 | 6063063 | SENSUS USA INC | \$22,771.28 |
| 4/1/26 | 6063064 | SOUND SAFETY PRODUCTS CO INC | \$7,787.39 |
| 4/1/26 | 6063065 | TECH PRODUCTS INC | \$1,477.50 |
| 4/1/26 | 6063066 | TRICO COMPANIES LLC | \$2,306.10 |
| 4/1/26 | 6063067 | ALTEC INDUSTRIES INC | \$53.52 |
| 4/1/26 | 6063068 | PACIFIC OFFICE AUTOMATION INC | \$271,623.94 |
| 4/1/26 | 6063069 | FLEET SERVICE VEHICLE REPAIR LLC | \$386.58 |
| 4/1/26 | 6063070 | MARTIN ENERGY GROUP SERVICES LLC | \$439.60 |
| 4/1/26 | 6063071 | SEPTIC SOLUTIONS LLC | \$534.11 |
| 4/1/26 | 6063072 | JAKE LACKIE | \$559.10 |
| 4/2/26 | 6063073 | ASPLUNDH TREE EXPERT LLC | \$62,219.29 |

Detailed Disbursement Report

| Accounts Payable ACH | | | |
|-----------------------------|------------------------|-------------------------------------|---------------|
| Payment Date | Payment Ref Nbr | Payee | Amount |
| 4/2/26 | 6063074 | HOWARD INDUSTRIES INC | \$26,639.76 |
| 4/2/26 | 6063075 | NORTH COAST ELECTRIC COMPANY | \$219.04 |
| 4/2/26 | 6063076 | NORTHWEST POWER POOL CORP | \$53,216.00 |
| 4/2/26 | 6063077 | ROMAINE ELECTRIC CORP | \$2,258.07 |
| 4/2/26 | 6063078 | RWC INTERNATIONAL LTD | \$189.85 |
| 4/2/26 | 6063079 | SCADA AND CONTROLS ENGINEERING INC | \$18,235.00 |
| 4/2/26 | 6063080 | SNOHOMISH COUNTY SOCIETY OF | \$3,700.00 |
| 4/2/26 | 6063081 | TOPSOILS NORTHWEST INC | \$620.00 |
| 4/2/26 | 6063082 | VOITH HYDRO INC | \$29,823.50 |
| 4/2/26 | 6063083 | CONFLUENCE ENGINEERING GROUP LLC | \$1,873.00 |
| 4/2/26 | 6063084 | DESIGNER DECAL INC | \$1,408.48 |
| 4/2/26 | 6063085 | GEOENGINEERS INC | \$946.75 |
| 4/2/26 | 6063086 | HERRERA ENVIRONMENTAL CONSULTANTS I | \$11,812.24 |
| 4/2/26 | 6063087 | SENSUS USA INC | \$170,410.94 |
| 4/2/26 | 6063088 | STOEL RIVES LLP | \$17,597.00 |
| 4/2/26 | 6063089 | WALTER E NELSON CO OF WESTERN WA | \$6,043.12 |
| 4/2/26 | 6063090 | ALTEC INDUSTRIES INC | \$514.78 |
| 4/2/26 | 6063091 | GRAVITEC SYSTEMS INC | \$123,876.15 |
| 4/2/26 | 6063092 | AL VAN EQUIP NW INC | \$39,221.42 |
| 4/2/26 | 6063093 | CG ENGINEERING PLLC | \$1,090.00 |
| 4/2/26 | 6063094 | MOTION & FLOW CONTROL PRODUCTS INC | \$1,138.23 |
| 4/2/26 | 6063095 | TRAFFIC CONTROL PLAN CO OF WA LLC | \$1,575.00 |
| 4/2/26 | 6063096 | MYTHICS LLC | \$92,543.68 |
| 4/2/26 | 6063097 | MCWANE INC | \$64,080.53 |
| 4/2/26 | 6063098 | OPENSQUARE HOLDINGS LLC | \$1,694.00 |
| 4/2/26 | 6063099 | BORDER STATES INDUSTRIES INC | \$2,638.98 |
| 4/2/26 | 6063100 | CHANDLER ASSET MANAGEMENT INC | \$3,500.00 |
| 4/2/26 | 6063101 | PERFORMANCE SYSTEMS | \$450,000.00 |
| 4/2/26 | 6063102 | RADIAN GENERATION HOLDCO LLC | \$755.00 |
| 4/2/26 | 6063103 | BAKER TILLY US LLP | \$52,500.00 |
| 4/2/26 | 6063104 | ARETE LAW GROUP PLLC | \$1,185.00 |
| 4/2/26 | 6063105 | CHASE LAMORENA | \$142.10 |

Detailed Disbursement Report

| Accounts Payable ACH | | | |
|-----------------------------|------------------------|-----------------------------------|---------------|
| Payment Date | Payment Ref Nbr | Payee | Amount |
| 4/2/26 | 6063106 | ANSLEY DANIEL | \$60.90 |
| 4/2/26 | 6063107 | MICHEAL LYNCH | \$1,605.11 |
| 4/2/26 | 6063108 | GILLIAN ANDERSON | \$43.51 |
| 4/2/26 | 6063109 | CLAYTON STANLEY | \$243.00 |
| 4/2/26 | 6063110 | JOSE BARAJAS TORRES | \$599.70 |
| 4/2/26 | 6063111 | CAROL JANK | \$813.24 |
| 4/3/26 | 6063112 | DAVID EVANS & ASSOCIATES INC | \$3,751.35 |
| 4/3/26 | 6063113 | NELSON DISTRIBUTING INC | \$3,809.61 |
| 4/3/26 | 6063114 | RWC INTERNATIONAL LTD | \$202.57 |
| 4/3/26 | 6063115 | BRIAN DAVIS ENTERPRISES INC | \$21,477.32 |
| 4/3/26 | 6063116 | LOUIS F MATHESON CONSTRUCTION INC | \$1,275.70 |
| 4/3/26 | 6063117 | RMG FINANCIAL CONSULTING INC | \$375.00 |
| 4/3/26 | 6063118 | UNITED RENTALS NORTH AMERICA INC | \$4,396.00 |
| 4/3/26 | 6063119 | TARREN ACKERMANN | \$2,377.90 |
| 4/3/26 | 6063120 | GLASS FIX LLC | \$1,040.75 |
| 4/3/26 | 6063121 | TOYOTA MATERIAL HANDLING NW INC | \$1,010.90 |
| 4/3/26 | 6063122 | ANN NICHOLS | \$113.10 |
| 4/3/26 | 6063123 | DONALD FLEMING | \$200.00 |
| 4/3/26 | 6063124 | KRYSTAL EWING | \$168.20 |
| 4/3/26 | 6063125 | HOLLY CHANEY | \$283.56 |
| 4/3/26 | 6063126 | JOHN MANTOW | \$20.30 |
| 4/3/26 | 6063127 | JOSIE ANDERSON | \$63.80 |
| 4/3/26 | 6063128 | CARL O'BRIEN | \$20.20 |
| 4/3/26 | 6063129 | MONICA SAMUELS | \$23.20 |
| 4/3/26 | 6063130 | KRISTELLE HEZEL | \$49.30 |
| 4/3/26 | 6063131 | JAMES SALLUP | \$85.55 |
| 4/3/26 | 6063132 | KATIE BRITTEN | \$17.40 |
| 4/3/26 | 6063133 | CAITLIN AUSTIN | \$52.20 |
| 4/3/26 | 6063134 | KONLEY ROBERTS | \$30.45 |
| 4/3/26 | 6063135 | EMILY KUBIAK | \$93.53 |
| 4/3/26 | 6063136 | JESSICA OTIS | \$11.60 |
| 4/6/26 | 6063137 | DAVID EVANS & ASSOCIATES INC | \$9,310.50 |

Detailed Disbursement Report

| Accounts Payable ACH | | | |
|-----------------------------|------------------------|------------------------------------|---------------|
| Payment Date | Payment Ref Nbr | Payee | Amount |
| 4/6/26 | 6063138 | FASTENAL COMPANY | \$1,906.19 |
| 4/6/26 | 6063139 | HOWARD INDUSTRIES INC | \$107,864.65 |
| 4/6/26 | 6063140 | NELSON DISTRIBUTING INC | \$2,333.97 |
| 4/6/26 | 6063141 | NORTH COAST ELECTRIC COMPANY | \$3,261.80 |
| 4/6/26 | 6063142 | NORTHWEST LOGO PRODUCTS LLC | \$310.30 |
| 4/6/26 | 6063143 | ROMAINE ELECTRIC CORP | \$3,111.81 |
| 4/6/26 | 6063144 | RWC INTERNATIONAL LTD | \$94.96 |
| 4/6/26 | 6063145 | SCHWEITZER ENGINEERING LAB INC | \$86,315.13 |
| 4/6/26 | 6063146 | STELLA-JONES CORPORATION | \$43,035.85 |
| 4/6/26 | 6063147 | TOPSOILS NORTHWEST INC | \$1,085.00 |
| 4/6/26 | 6063148 | GORDON TRUCK CENTERS INC | \$132.32 |
| 4/6/26 | 6063149 | HITACHI ENERGY USA INC | \$16,021.22 |
| 4/6/26 | 6063150 | WW GRAINGER INC | \$1,046.28 |
| 4/6/26 | 6063151 | BRAKE & CLUTCH SUPPLY INC | \$641.43 |
| 4/6/26 | 6063152 | CHAMPION BOLT & SUPPLY INC | \$3,443.13 |
| 4/6/26 | 6063153 | THE COMPLETE LINE LLC | \$1,246.27 |
| 4/6/26 | 6063154 | GENERAL PACIFIC INC | \$816.50 |
| 4/6/26 | 6063155 | HOGLUNDS TOP SHOP INC | \$2,895.87 |
| 4/6/26 | 6063156 | BRIAN DAVIS ENTERPRISES INC | \$18,265.05 |
| 4/6/26 | 6063157 | NORTHWEST CASCADE INC | \$727.21 |
| 4/6/26 | 6063158 | PAGERDUTY INC | \$905.50 |
| 4/6/26 | 6063159 | PUBLIC UTILITY DISTRICT EMPLOYEES | \$1,945.00 |
| 4/6/26 | 6063160 | SENSUS USA INC | \$93,854.60 |
| 4/6/26 | 6063161 | BRENT STAINER | \$3,775.00 |
| 4/6/26 | 6063162 | TYNDALE ENTERPRISES INC | \$25,410.25 |
| 4/6/26 | 6063163 | STATE OF WASHINGTON | \$26,330.21 |
| 4/6/26 | 6063164 | ALTEC INDUSTRIES INC | \$3,873.11 |
| 4/6/26 | 6063165 | ANIXTER INC | \$72,157.41 |
| 4/6/26 | 6063166 | MOTION & FLOW CONTROL PRODUCTS INC | \$9,597.16 |
| 4/6/26 | 6063167 | TRAFFIC CONTROL PLAN CO OF WA LLC | \$1,575.00 |
| 4/6/26 | 6063168 | WORKLOGIX MANAGEMENT INC | \$625.00 |
| 4/6/26 | 6063169 | QCERA INC | \$2,824.00 |

Detailed Disbursement Report

| Accounts Payable ACH | | | |
|-----------------------------|------------------------|------------------------------------|---------------|
| Payment Date | Payment Ref Nbr | Payee | Amount |
| 4/6/26 | 6063170 | BORDER STATES INDUSTRIES INC | \$11,710.84 |
| 4/6/26 | 6063171 | UNIVERSAL PROTECTION SERVICE LP | \$130,363.14 |
| 4/6/26 | 6063172 | RODDAN INDUSTRIAL LLC | \$37,204.92 |
| 4/6/26 | 6063173 | GUARD PEST CONTROL | \$163.75 |
| 4/6/26 | 6063174 | EXCHANGEIT GROUP LLC | \$652.53 |
| 4/6/26 | 6063175 | QUALUS LLC | \$69,463.25 |
| 4/6/26 | 6063176 | NORTH AMERICAN RESCUE HOLDINGS LLC | \$1,356.85 |
| 4/6/26 | 6063177 | TOYOTA MATERIAL HANDLING NW INC | \$5,716.77 |
| 4/6/26 | 6063178 | CASCADE NORTHWEST SERVICES LLC | \$1,275.25 |
| 4/6/26 | 6063179 | ON-SITE ENVIRONMENTAL INC | \$1,062.00 |
| 4/6/26 | 6063180 | QSI INC | \$45,548.00 |
| 4/6/26 | 6063181 | RELIANCE US HOLDINGS II LLC | \$5,050.00 |
| 4/6/26 | 6063182 | JULIE MAINSTONE | \$19.00 |
| 4/6/26 | 6063183 | MICHAEL CLOUGH | \$468.24 |
| 4/6/26 | 6063184 | ANGELA MICHAELSON | \$283.30 |
| 4/6/26 | 6063185 | SHAWN WIGGINS | \$174.00 |
| 4/6/26 | 6063186 | AMY DEAVER | \$19.58 |
| 4/6/26 | 6063187 | IAN TACHIBANA | \$233.18 |
| 4/6/26 | 6063188 | AVA GREEN | \$1,146.06 |
| 4/6/26 | 6063189 | JEFFREY BISHOP | \$230.00 |
| 4/7/26 | 6063190 | DAVID EVANS & ASSOCIATES INC | \$44,784.07 |
| 4/7/26 | 6063191 | GLOBAL RENTAL COMPANY INC | \$10,488.00 |
| 4/7/26 | 6063192 | HOWARD INDUSTRIES INC | \$193,730.62 |
| 4/7/26 | 6063193 | NORTHWEST SALES GROUP INC | \$967.12 |
| 4/7/26 | 6063194 | PUGET SOUND ENERGY INC | \$6,813.52 |
| 4/7/26 | 6063195 | ROMAINE ELECTRIC CORP | \$1,103.76 |
| 4/7/26 | 6063196 | RWC INTERNATIONAL LTD | \$2,424.51 |
| 4/7/26 | 6063197 | STAR RENTALS INC | \$2,531.74 |
| 4/7/26 | 6063198 | STELLAR INDUSTRIAL SUPPLY INC | \$6,169.99 |
| 4/7/26 | 6063199 | TOPSOILS NORTHWEST INC | \$620.00 |
| 4/7/26 | 6063200 | UNITED PARCEL SERVICE | \$181.42 |
| 4/7/26 | 6063201 | GORDON TRUCK CENTERS INC | \$132.32 |

Detailed Disbursement Report

| Accounts Payable ACH | | | |
|-----------------------------|------------------------|-------------------------------------|---------------|
| Payment Date | Payment Ref Nbr | Payee | Amount |
| 4/7/26 | 6063202 | COLEHOUR & COHEN INC | \$1,173.75 |
| 4/7/26 | 6063203 | DESIGNER DECAL INC | \$3,635.49 |
| 4/7/26 | 6063204 | GENERAL PACIFIC INC | \$826.80 |
| 4/7/26 | 6063205 | LOUIS F MATHESON CONSTRUCTION INC | \$6,977.78 |
| 4/7/26 | 6063206 | ROHLINGER ENTERPRISES INC | \$2,550.87 |
| 4/7/26 | 6063207 | SENSUS USA INC | \$93,854.60 |
| 4/7/26 | 6063208 | TYNDALE ENTERPRISES INC | \$6,409.98 |
| 4/7/26 | 6063209 | WALTER E NELSON CO OF WESTERN WA | \$6,613.78 |
| 4/7/26 | 6063210 | WESTERN ELECTRICITY COORDINATING CO | \$595.99 |
| 4/7/26 | 6063211 | ALTEC INDUSTRIES INC | \$244.89 |
| 4/7/26 | 6063212 | ANIXTER INC | \$15,632.95 |
| 4/7/26 | 6063213 | ICONIX WATERWORKS INC | \$2,688.38 |
| 4/7/26 | 6063214 | CG ENGINEERING PLLC | \$17,620.50 |
| 4/7/26 | 6063215 | RADIANS INC | \$1,198.08 |
| 4/7/26 | 6063216 | HM PACIFIC NORTHWEST INC | \$107.90 |
| 4/7/26 | 6063217 | GMES LLC | \$237.25 |
| 4/7/26 | 6063218 | PACE ENGINEERS INC | \$15,371.25 |
| 4/7/26 | 6063219 | WALTER E NELSON OF N WASHINGTON | \$942.75 |
| 4/7/26 | 6063220 | TOYOTA MATERIAL HANDLING NW INC | \$1,515.96 |
| 4/7/26 | 6063221 | WEG TRANSFORMERS USA LLC | \$52,770.68 |
| 4/7/26 | 6063222 | ESCALENT INC | \$55,000.00 |
| 4/7/26 | 6063223 | HOME COMFORT ALLIANCE LLC | \$8,425.00 |
| 4/7/26 | 6063224 | ANGELA JOHNSTON | \$680.46 |
| 4/7/26 | 6063225 | TYLER HUMAN | \$185.00 |
| 4/7/26 | 6063226 | CHRISTIAN CHMIELEWSKI | \$468.24 |
| 4/7/26 | 6063227 | MICHAEL LAMBERT | \$468.24 |
| 4/7/26 | 6063228 | DARREN POWNALL | \$468.24 |
| 4/7/26 | 6063229 | STEPHEN FULLUM | \$2,285.00 |
| 4/7/26 | 6063230 | HEATHER NEWMAN | \$65.28 |
| 4/8/26 | 6063231 | ALASKAN COPPER & BRASS CO | \$228.37 |
| 4/8/26 | 6063232 | CENTRAL WELDING SUPPLY CO INC | \$410.48 |
| 4/8/26 | 6063233 | DAVID EVANS & ASSOCIATES INC | \$37,279.00 |

Detailed Disbursement Report

| Accounts Payable ACH | | | |
|-----------------------------|------------------------|-----------------------------------|---------------|
| Payment Date | Payment Ref Nbr | Payee | Amount |
| 4/8/26 | 6063234 | IIA LIFTING SERVICES INC | \$2,895.00 |
| 4/8/26 | 6063235 | ITRON INC | \$12,316.41 |
| 4/8/26 | 6063236 | NORTH COAST ELECTRIC COMPANY | \$1,109.09 |
| 4/8/26 | 6063237 | NORTHSTAR CHEMICAL INC | \$1,741.24 |
| 4/8/26 | 6063238 | ROMAINE ELECTRIC CORP | \$312.51 |
| 4/8/26 | 6063239 | RWC INTERNATIONAL LTD | \$113.85 |
| 4/8/26 | 6063240 | TOPSOILS NORTHWEST INC | \$775.00 |
| 4/8/26 | 6063241 | GORDON TRUCK CENTERS INC | \$276.03 |
| 4/8/26 | 6063242 | CELLCO PARTNERSHIP | \$1,634.23 |
| 4/8/26 | 6063243 | DICKS TOWING INC | \$229.80 |
| 4/8/26 | 6063244 | DUNLAP INDUSTRIAL HARDWARE INC | \$7,408.36 |
| 4/8/26 | 6063245 | NW TRANSMISSION INC | \$5,573.93 |
| 4/8/26 | 6063246 | PACO VENTURES LLC | \$1,550.69 |
| 4/8/26 | 6063247 | SENSUS USA INC | \$112,625.52 |
| 4/8/26 | 6063248 | WALTER E NELSON CO OF WESTERN WA | \$248.88 |
| 4/8/26 | 6063249 | ANIXTER INC | \$9,165.66 |
| 4/8/26 | 6063250 | TRAFFIC CONTROL PLAN CO OF WA LLC | \$350.00 |
| 4/8/26 | 6063251 | CARLSON SALES METERING SOLUTIONS | \$1,791.37 |
| 4/8/26 | 6063252 | MCWANE INC | \$49,921.62 |
| 4/8/26 | 6063253 | REXEL USA INC | \$656.49 |
| 4/8/26 | 6063254 | CENVEO WORLDWIDE LIMITED | \$2,943.56 |
| 4/8/26 | 6063255 | HM PACIFIC NORTHWEST INC | \$3,444.14 |
| 4/8/26 | 6063256 | TRC ENGINEERS INC | \$59,451.50 |
| 4/8/26 | 6063257 | ALAN L MONSON | \$54.95 |
| 4/8/26 | 6063258 | OX BODIES INC | \$439.63 |
| 4/8/26 | 6063259 | REPUBLIC SERVICES INC | \$260,946.34 |
| 4/8/26 | 6063260 | PYE-BARKER FIRE & SAFETY LLC | \$1,064.50 |
| 4/8/26 | 6063261 | SHELBY JOHNSON | \$134.13 |
| 4/8/26 | 6063262 | TONYA LANGDON | \$46.41 |
| 4/9/26 | 6063263 | ASPLUNDH TREE EXPERT LLC | \$63,709.39 |
| 4/9/26 | 6063264 | DAVID EVANS & ASSOCIATES INC | \$425.00 |
| 4/9/26 | 6063265 | EJ BROOKS COMPANY | \$14,307.14 |

Detailed Disbursement Report

| Accounts Payable ACH | | | |
|-----------------------------|------------------------|---------------------------------|---------------|
| Payment Date | Payment Ref Nbr | Payee | Amount |
| 4/9/26 | 6063266 | HOWARD INDUSTRIES INC | \$144,032.74 |
| 4/9/26 | 6063267 | NORTH COAST ELECTRIC COMPANY | \$1,352.47 |
| 4/9/26 | 6063268 | RWC INTERNATIONAL LTD | \$2,391.05 |
| 4/9/26 | 6063269 | TOPSOILS NORTHWEST INC | \$465.00 |
| 4/9/26 | 6063270 | GORDON TRUCK CENTERS INC | \$44.16 |
| 4/9/26 | 6063271 | VAN NESS FELDMAN LLP | \$440.00 |
| 4/9/26 | 6063272 | B&L UTILITY INC | \$12,996.17 |
| 4/9/26 | 6063273 | COLEHOUR & COHEN INC | \$71,757.50 |
| 4/9/26 | 6063274 | DICKS TOWING INC | \$505.28 |
| 4/9/26 | 6063275 | GENERAL PACIFIC INC | \$56,437.26 |
| 4/9/26 | 6063276 | LENZ ENTERPRISES INC | \$40.00 |
| 4/9/26 | 6063277 | ROGER R OLSEN | \$4,854.16 |
| 4/9/26 | 6063278 | SENSUS USA INC | \$93,854.60 |
| 4/9/26 | 6063279 | SOUND SAFETY PRODUCTS CO INC | \$2,399.95 |
| 4/9/26 | 6063280 | TECH PRODUCTS INC | \$203.00 |
| 4/9/26 | 6063281 | GRAYBAR ELECTRIC CO INC | \$139.79 |
| 4/9/26 | 6063282 | ALTEC INDUSTRIES INC | \$155.91 |
| 4/9/26 | 6063283 | AON CONSULTING INC | \$9,000.00 |
| 4/9/26 | 6063284 | ADCOMM ENGINEERING LLC | \$2,650.00 |
| 4/9/26 | 6063285 | ADP INC | \$13,132.16 |
| 4/9/26 | 6063286 | TOYOTA MATERIAL HANDLING NW INC | \$2,457.05 |
| 4/9/26 | 6063287 | STANDARD INSURANCE COMPANY | \$36,604.40 |
| 4/9/26 | 6063288 | COHEN VENTURES INC | \$147,084.19 |
| 4/9/26 | 6063289 | AARON JANISKO | \$44.96 |
| 4/9/26 | 6063290 | REBECCA BURDEN | \$358.08 |
| 4/9/26 | 6063291 | JESSE SCHONEMAN | \$223.30 |
| 4/9/26 | 6063292 | AVA YECKLEY | \$223.30 |
| 4/9/26 | 6063293 | GRIFFIN GINNIS | \$213.22 |
| 4/10/26 | 6063294 | CLEAN HARBORS ENVIRONMENTAL | \$2,605.63 |
| 4/10/26 | 6063295 | DAVID EVANS & ASSOCIATES INC | \$205.00 |
| 4/10/26 | 6063296 | HOWARD INDUSTRIES INC | \$226,311.58 |
| 4/10/26 | 6063297 | NORTH COAST ELECTRIC COMPANY | \$904.96 |

Detailed Disbursement Report

| Accounts Payable ACH | | | |
|-----------------------------|------------------------|-----------------------------------|---------------|
| Payment Date | Payment Ref Nbr | Payee | Amount |
| 4/10/26 | 6063298 | PUGET SOUND ENERGY INC | \$4,254.28 |
| 4/10/26 | 6063299 | PRINT SHOP SERVICES LLC | \$5,824.70 |
| 4/10/26 | 6063300 | LOUIS F MATHESON CONSTRUCTION INC | \$399.24 |
| 4/10/26 | 6063301 | ROHLINGER ENTERPRISES INC | \$29,453.20 |
| 4/10/26 | 6063302 | TECH PRODUCTS INC | \$435.00 |
| 4/10/26 | 6063303 | TYNDALE ENTERPRISES INC | \$1,018.45 |
| 4/10/26 | 6063304 | ALTEC INDUSTRIES INC | \$586.10 |
| 4/10/26 | 6063305 | PACIFIC OFFICE AUTOMATION INC | \$2,959.55 |
| 4/10/26 | 6063306 | RESOUND ENERGY LLC | \$5,000.00 |
| 4/10/26 | 6063307 | ENERGY EXTERIORS NW LLC | \$1,525.00 |
| 4/10/26 | 6063308 | RELIANCE US HOLDINGS II LLC | \$2,175.00 |
| 4/10/26 | 6063309 | SIDNEY LOGAN | \$308.13 |

Total: \$7,038,533.15

Detailed Disbursement Report

| Accounts Payable Wires | | | |
|------------------------|-----------------|-------------------------------------|-----------------------|
| Payment Date | Payment Ref Nbr | Payee | Amount |
| 3/30/26 | 7003908 | LL&P WIND ENERGY INC | \$258,102.63 |
| 3/30/26 | 7003909 | US BANK | \$93,310.57 |
| 3/30/26 | 7003910 | ALUMICHEM USA INC | \$525.00 |
| 4/2/26 | 7003911 | CRAWFORD & COMPANY | \$2,466.33 |
| 4/3/26 | 7003912 | US BANK NA | \$3,179,926.74 |
| 4/3/26 | 7003913 | CRAWFORD & COMPANY | \$1,000.00 |
| 4/6/26 | 7003914 | ICMA-RC | \$352,190.64 |
| 4/6/26 | 7003915 | PUBLIC UTILITY DIST NO 1 OF SNOHOMI | \$16,838.18 |
| 4/6/26 | 7003916 | ICMA-RC | \$922,605.60 |
| 4/7/26 | 7003917 | CRAWFORD & COMPANY | \$867.10 |
| 4/9/26 | 7003918 | ICMA-RC | \$139,050.00 |
| 4/9/26 | 7003919 | CRAWFORD & COMPANY | \$132.01 |
| Total: | | | \$4,967,014.80 |

Detailed Disbursement Report

| Payroll | | | |
|-----------------|-----------------|--------------------------------|----------------|
| Period End Date | Payment Ref Nbr | Payee | Amount |
| 4/3/26 | 5300001515 | PUD EMPLOYEES - DIRECT DEPOSIT | \$5,937,168.33 |
| 4/7/26 | 845666 - 845672 | PUD EMPLOYEES - WARRANTS | \$24,211.10 |

Detailed Disbursement Report

| Automatic Debit Payments | | | |
|--------------------------|-----------------|---------------------------|-----------------------|
| Payment Date | Payment Ref Nbr | Payee | Amount |
| 3/30/26 | 5300001513 | WELLNESS BY WISHLIST INC | \$6,510.94 |
| 4/1/26 | 5300001514 | ELAVON INC DBA MERCHANT S | \$3,513.44 |
| 4/3/26 | 5300001516 | WELLNESS BY WISHLIST INC | \$26,662.70 |
| 4/3/26 | 5300001517 | LIBERTY MUTUAL GROUP DBA | \$24,167.23 |
| 4/6/26 | 5300001518 | ADP INC | \$1,577,117.71 |
| 4/8/26 | 5300001519 | US POSTAL SVC | \$110,000.00 |
| 4/10/26 | 5300001520 | WELLNESS BY WISHLIST INC | \$50,993.38 |
| 4/10/26 | 5300001521 | LIBERTY MUTUAL GROUP DBA | \$40,738.35 |
| Total: | | | \$1,839,703.75 |



BUSINESS OF THE COMMISSION

Meeting Date: April 21, 2026

Agenda Item: 3

TITLE

CEO/General Manager’s Briefing and Study Session

SUBMITTED FOR: Briefing and Study Session

| | | |
|----------------------------------|--------------------|---|
| CEO/General Manager _____ | John Haarlow _____ | 8473 _____ |
| <i>Department</i> | <i>Contact</i> | <i>Extension</i> |
| Date of Previous Briefing: _____ | | |
| Estimated Expenditure: _____ | | Presentation Planned <input type="checkbox"/> |

ACTION REQUIRED:

- Decision Preparation
- Policy Discussion
- Policy Decision
- Statutory
- Incidental (Information)
- Monitoring Report

SUMMARY STATEMENT:

Identify the relevant Board policies and impacts:

Executive Limitations, EL-9, Communications and Support to the Board – the CEO/General Manager shall...marshal for the board as many...points of view, issues and options as needed for fully informed Board choices.

List Attachments:

CEO/General Manager’s Briefing and Study Session attachments



Public Utility District No. 1 of Snohomish County

2025 Audit Results

Baker Tilly US, LLP, trading as Baker Tilly, is a member of the global network of Baker Tilly International Ltd., the members of which are separate and independent legal entities. © 2022 Baker Tilly US, LLP.

Agenda

1. Audit Reports Issued
2. Areas of Audit Emphasis
3. Matters Required to be Communicated with Those Charged with Governance
4. Other Communications



Auditor Issued Reports

We have issued the following reports for the Public Utility District No. 1 of Snohomish County (the District):

Unmodified Opinions

- District's combined and individual Electric, Generation, and Water, Systems' financial statements for the year ended December 31, 2025.
- Combined Financial statements are presented fairly and in accordance with U.S. GAAP – promulgated by the Governmental Accounting Standards Board (GASB).

Audit and Report on Internal Control and Compliance over Financial Reporting

- Annual report on internal controls in accordance with *Government Auditing Standards*.
- No material weaknesses in internal control.

Single Audit Reports - compliance

- Audit and report on compliance related to the Major Federal Award Program; report on Internal Control over Compliance; and report on the Schedule of Expenditures of Federal Awards.
- Total federal expenditures in 2025 from all federal grants – \$4,378,228.



Areas of Audit Emphasis

| Audit Area | Description of Procedures Performed |
|-------------------------------------|---|
| Internal Control Environment | Capital assets/project management, customer billings/cash receipts/collectability of receivables, cash disbursements/payables, payroll, and administration of federal awards. |
| Capital Assets | Testing of capital asset additions, retirements, overhead application to construction in progress; consideration of capitalization policies and potential impairment, and depreciation. |
| Debt Activity | For all systems, testing of debt repayments, arbitrage liability, and compliance with debt covenants. |
| Revenue Recognition | Operating revenue analysis using business indicators such as energy and water consumption, number of customers, and weather factors; testing of revenue unbilled as of December 31. |



Matters Required to be Communicated with Those Charged with Governance

Our responsibility with regard to the financial statement audit under U.S. auditing standards:

We are responsible for forming and expressing an opinion about whether the financial statements that have been prepared by management, with your oversight, are prepared, in all material respects, in accordance with accounting principles generally accepted in the United States of America. Our audit of the financial statements does not relieve you or management of your responsibilities.

We conducted our audit in accordance with auditing standards generally accepted in the United States of America (U.S. GAAS) and the standards applicable to financial audits contained in *Government Auditing Standards*, issued by the Comptroller General of the United States (Government Auditing Standards). As part of an audit conducted in accordance with U.S. GAAS and GAGAS, we exercise professional judgment and maintain professional skepticism throughout the audit.



Matters Required to be Communicated with Those Charged with Governance

Significant Accounting Practices:

Our views about qualitative aspects of the District's significant accounting practices, including accounting policies, accounting estimates, and financial statement disclosures.

The quality of the District's accounting policies and underlying estimates are discussed throughout this presentation. There were no changes in the District's approach to applying the critical accounting policies.

The District adopted Governmental Accounting Standards Board (GASB) Statement 102, *Certain Risk Disclosures*, for the year ended December 31, 2025.

Management Estimates:

- Unbilled revenue; allowance for doubtful accounts;
- Depreciable lives of capital assets;
- Actuarial valuations for the determination of pension and OPEB liabilities; compensated absences;
- Ease receivables and liabilities.



Matters Required to be Communicated with Those Charged with Governance

Uncorrected Misstatements:

- *Electric System and Combined District Totals* – to correct balances as of December 31, 2025, related GASB 101 implementation in 2024 by increasing the Beginning Net Position and related operating expenses in the amount of \$6,721,381.

Material, Corrected Misstatements:

Material, corrected misstatements that were brought to the attention of management as a result of audit procedures.

- No material corrected misstatements were identified as a result of our audit.



Matters Required to be Communicated with Those Charged with Governance

Significant Difficulties Encountered During the Audit:

We are to inform those charged with governance of any significant difficulties encountered in performing the audit. Examples of difficulties may include significant delays by management, an unreasonably brief time to complete the audit, unreasonable management restrictions encountered by the auditor or an unexpected extensive effort required to obtain sufficient appropriate audit evidence.

No significant difficulties were encountered during our audit of the District's financial statements.

No significant unusual transactions were identified during our audit of the District's financial statements.



Matters Required to be Communicated with Those Charged with Governance

Disagreements With Management:

Disagreements with management, whether or not satisfactorily resolved, about matters that individually or in the aggregate could be significant to the District's financial statements, or the auditor's report.

There were no disagreements with management.

Other findings or issues arising from the audit that are, in the auditor's professional judgment, significant and relevant to those charged with governance regarding their oversight of the financial reporting process.

There were no other findings or issues arising from the audit to report.



Upcoming New Standards

- **GASB Statement No. 103: *Financial Reporting Model Improvements*** - (effective 2026): This statements is to improve key components of the financial reporting model to enhance its effectiveness in providing information that is essential for decision making and assessing a government's accountability.
- **GASB Statement No. 104: *Disclosure of Certain Capital Assets*** - (effective 2026): This statement provides detailed information about capital assets in notes to financial statements.
- **GASB Statement No. 105: *Subsequent Event Improvements*** - (effective 2027): This statements is to improve financial reporting related to subsequent events by (1) clarifying the time frame and events that constitute recognized and non-recognized events, and (2) specifying the items that are required to be disclosed about those events.



Acknowledgments

- The audit progressed on time and in an orderly fashion; requested schedules and draft financial statements were received on a timely basis.
- All District personnel across all departments were courteous, responsive, and fulfilled all our requests in a timely manner.
- 'Tone at the Top' and attitude from management was one of helpfulness and openness in response to audit requests and inquiries.



Your Service Team



Olga A. Darlington
Audit Engagement Principal

Olga.Darlington@bakertilly.com
(425) 551-5712



Julie Desimone
Concurring Reviewer

Julie.Desimone@bakertilly.com
(503) 478-2101

Sierra Bogue
Audit Manager

Sierra.Bogue@bakertilly.com
(425) 551-5761



**THANK
YOU**



2026 Water Supply Update

Scott Richards – Utility Analyst IV

April 21, 2026

Last Briefing: February 17, 2026

Above Average Precipitation October Through March

AWS Plot | ALPINE MEADOWS, WA (908) PRECIPITATION ACCUMULATION

NWCC Home Interactive Map Site Plots Site Tools Basin Plots Basin Tools Water Supply Webservices Contact Us

This page can auto-populate with URL encoded arguments. Click here for more information.

Add Title

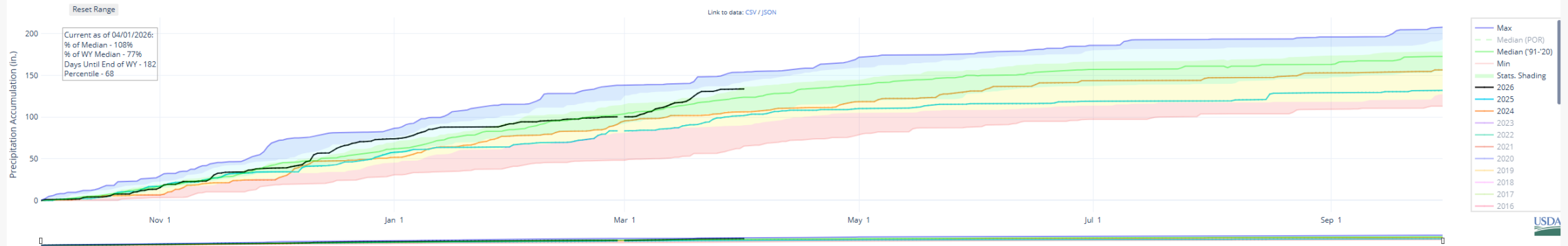
Active Only

Greyscale Stats.

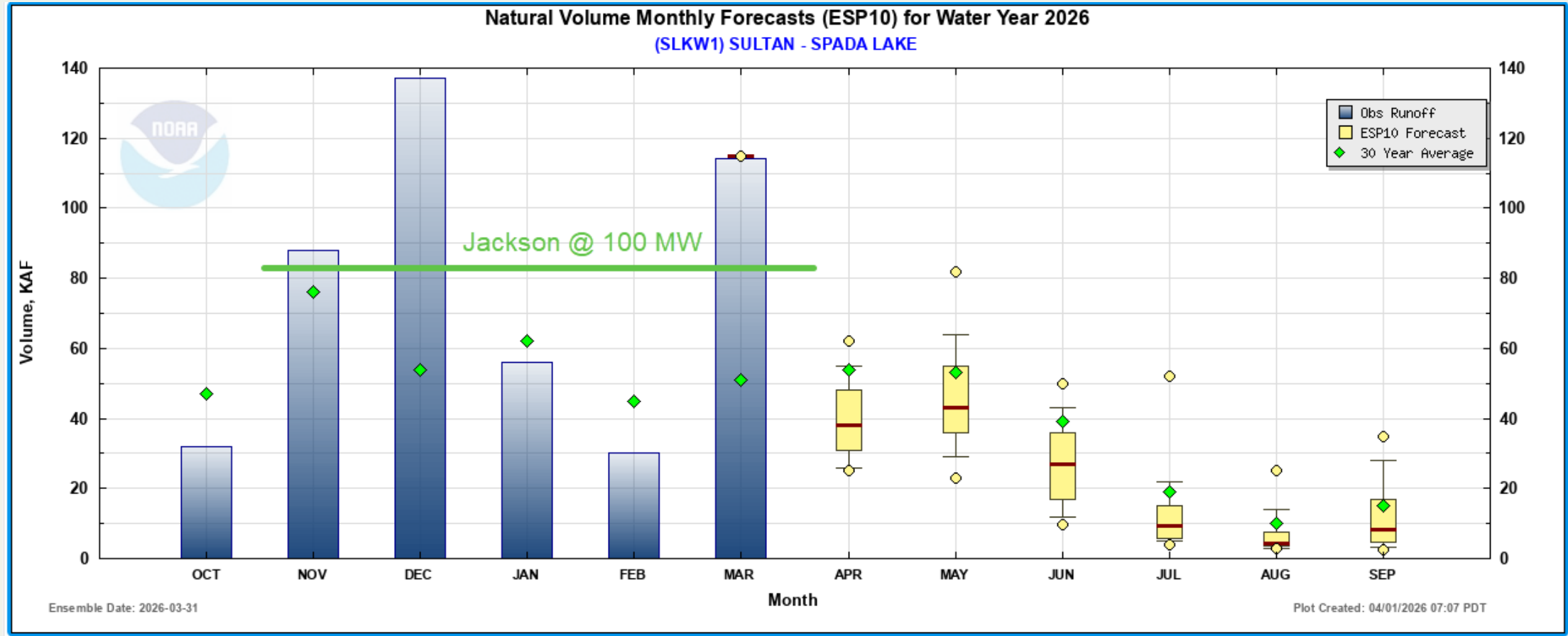
Clear Controls

Clear Annotation

Fullscreen



Waffling Monthly Water Supply For Spada Lake



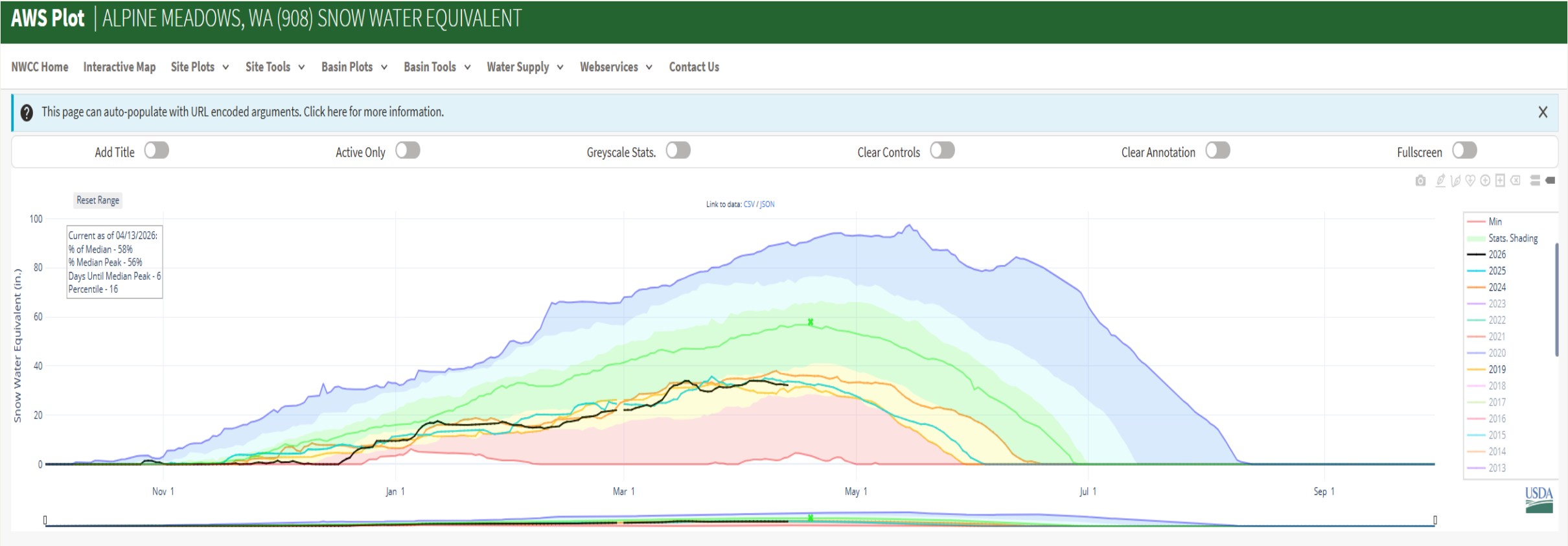
Spada Lake Elevation July '25 Through March '26



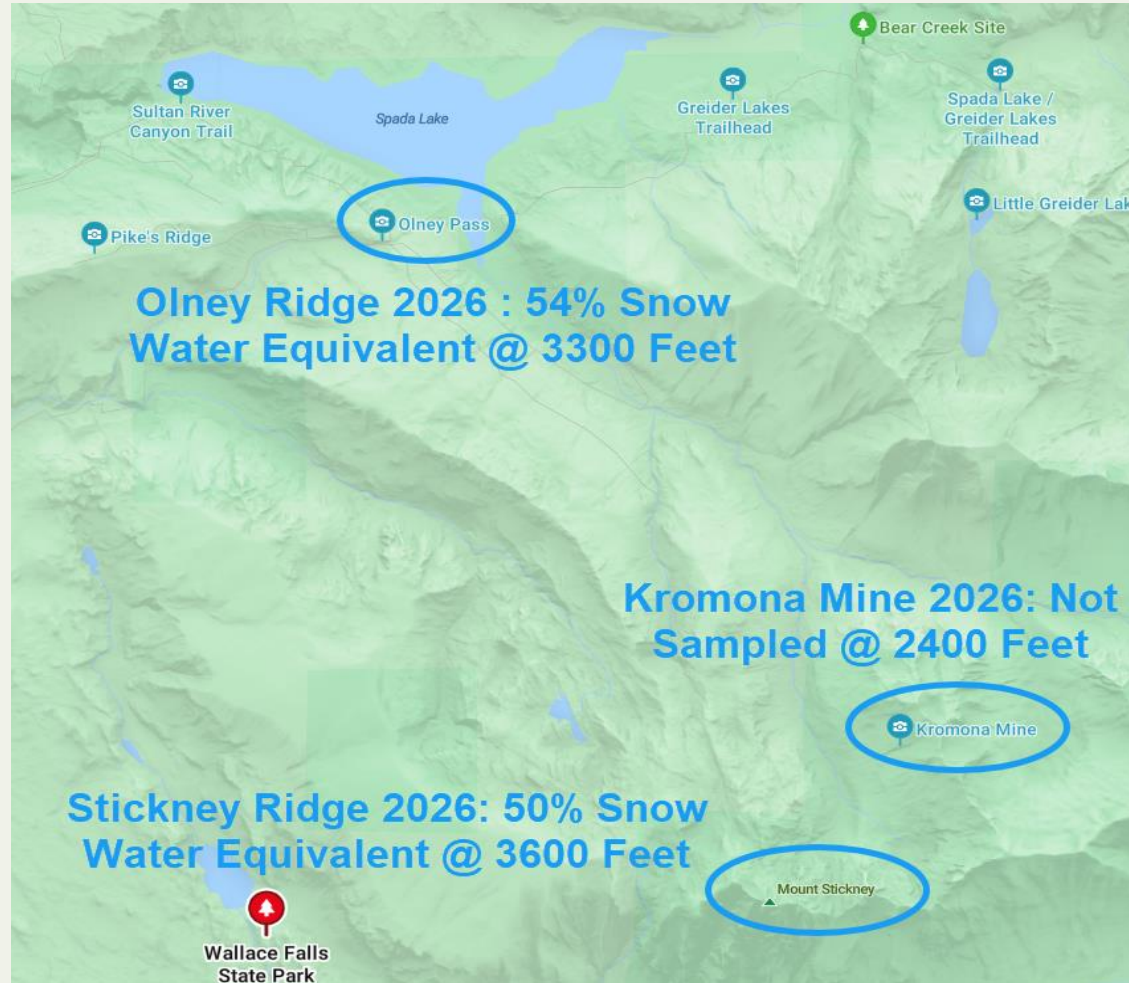
Approximate Prices for Jackson & Youngs Creek⁴ Generation

| Cal Year | Month | Flat Monthly Price [\$/MWh] | BPA Bill Credit for Jackson Generation | BPA Bill Credit for Jackson Generation Assumption |
|----------|-----------|-----------------------------|--|---|
| 2025 | October | 50.63 | \$1.9 Million | Oct. '25 – Dec. '25 \$1.0 Million |
| 2025 | November | 41.23 | | |
| 2025 | December | 48.86 | | |
| 2026 | January | 44.39 | \$3.2 Million | Jan. '26 – Sep. '26 \$3.8 Million |
| 2026 | February | 47.85 | | |
| 2026 | March | 32.27 | | |
| 2026 | April | 25.11 | T.B.D. | |
| 2026 | May | 11.20 | | |
| 2026 | June | 16.28 | | |
| 2026 | July | 50.41 | T.B.D | |
| 2026 | August | 52.99 | | |
| 2026 | September | 60.61 | | |

Below Average Snowpack Near Spada Lake

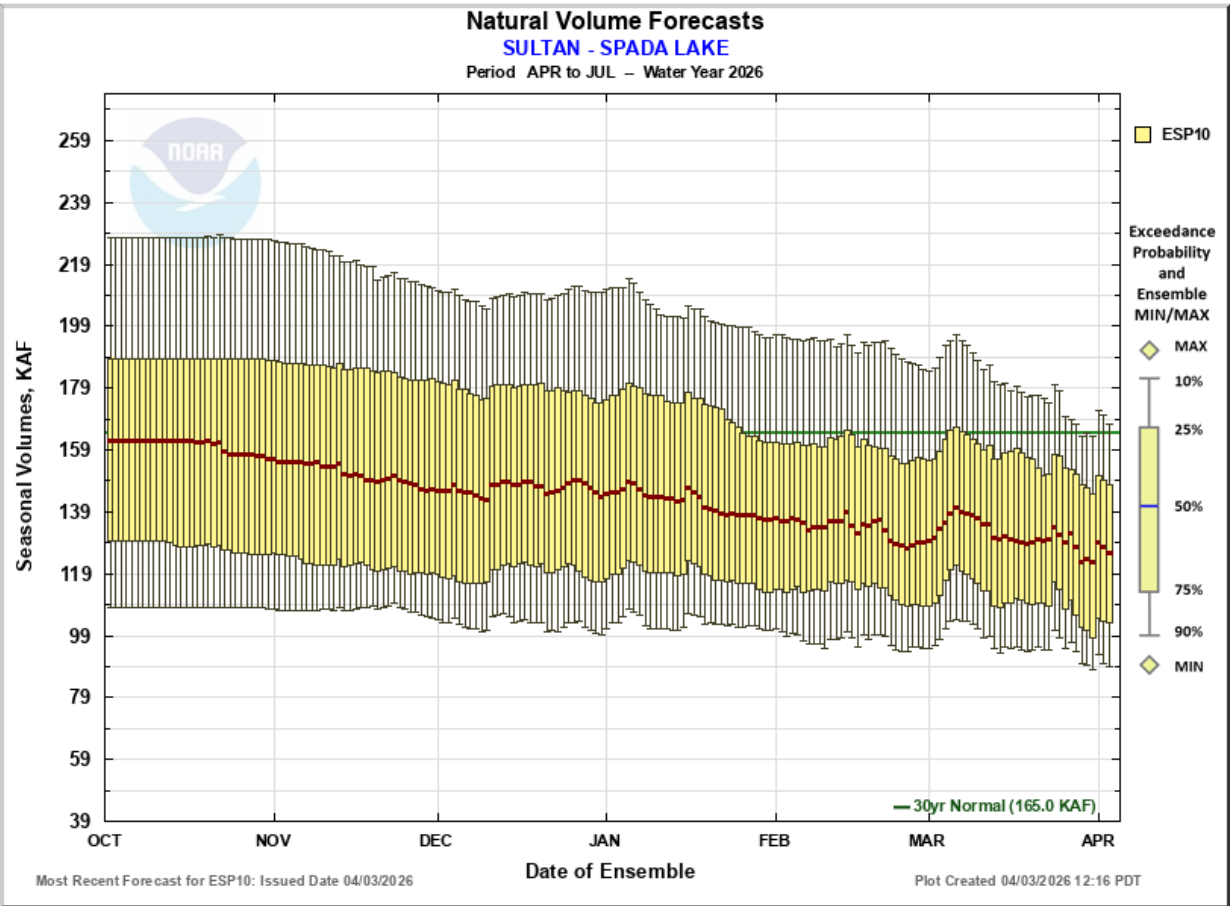


District Snow Survey On March 31, 2026

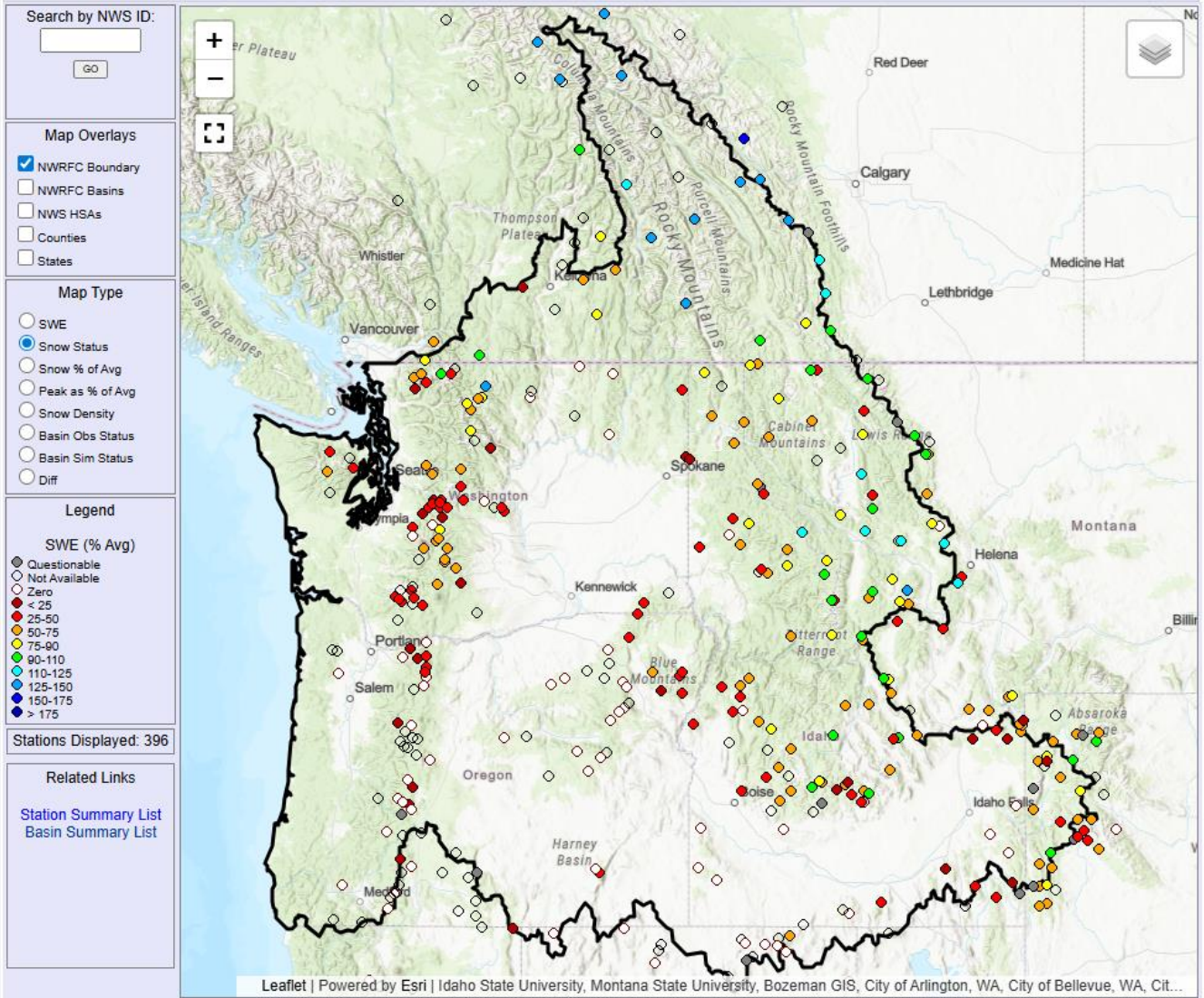


April-July Inflow Forecast For Spada Lake

| SULTAN - SPADA LAKE (SLKW1) Forecasts for Water Year 2026 | | | | | |
|---|----------------------|------|-----------|------|-----------------------------|
| Natural Forecast | | | | | |
| ESP with 10 Days QPF Ensemble: 2026-04-03 Issued: 2026-04-03 | | | | | |
| Forecast Period | Forecasts Are in KAF | | | | 30 Year Average (1991-2020) |
| | 90 % | 50 % | % Average | 10 % | |
| APR-SEP | 106 | 146 | 77 | 181 | 190 |
| APR-JUL | 89 | 126 | 76 | 168 | 165 |
| JAN-SEP | 308 | 348 | 100 | 383 | 349 |
| JAN-JUL | 291 | 328 | 101 | 370 | 323 |
| OCT-SEP | 565 | 605 | 115 | 640 | 526 |
| Experimental | | | | | |
| HEFS with 15 days EQPF Ensemble: 2026-04-03 Issued: 2026-04-03 | | | | | |
| APR-SEP | 109 | 152 | 80 | 184 | 190 |
| APR-JUL | 95 | 127 | 77 | 169 | 165 |
| JAN-SEP | 311 | 354 | 101 | 386 | 349 |
| JAN-JUL | 297 | 329 | 102 | 371 | 323 |
| OCT-SEP | 568 | 611 | 116 | 643 | 526 |
| Reference | | | | | |
| ESP with 0 Days QPF Ensemble: 2026-04-03 Issued: 2026-04-03 | | | | | |
| APR-SEP | 122 | 164 | 86 | 204 | 190 |
| APR-JUL | 108 | 140 | 85 | 187 | 165 |
| JAN-SEP | 324 | 366 | 105 | 406 | 349 |
| JAN-JUL | 310 | 342 | 106 | 389 | 323 |
| OCT-SEP | 581 | 623 | 118 | 663 | 526 |
| Move the mouse over the desired "Forecast Period" to display a graph. | | | | | |



Varying Snowpack Over The Columbia River Basin



Summarizing The Presentation

- Water Year 2026 (Oct. '25 – Sept. '26) will likely to be front loaded (relative to “typical” profile).
- Spada Lake Forecast: Initial Elevation + Below Average Snow (Known) + ~100% of Average Future Precipitation (Assumed).
- Operationally, The District is planning for inflows to be below average May through October.
- Next Planned Water Supply Update: April of **2027**.



Energy Risk Management Report

Q4 2025 - Q1 2026

April 21, 2026

Peter Dauenhauer, Senior Manager Rates, Economics, Energy Risk Management

On behalf of the Energy Risk Management Committee (ERMC)

This Presentation

- Purpose of this Presentation:
 - Report on the Energy Risk considerations and actions of the Energy Risk Management Committee (ERMC) over the last 6 months.
 - Update on Risk Strategy Adjustments Post Load Following.
- Expectations of the Board:
 - Informational Only.

Recent Meetings

- 2025-12-02 - Q2'25-Q3'25 Bi-Annual Risk Report
- 2025-04-22 - Q4'24-Q1'25 Bi-Annual Risk Report
- 2024-10-22 - Q2'24-Q3'24 Bi-Annual Risk Report
- 2024-04-16 - Q4'23-Q1'24 Bi-Annual Risk Report
- 2023-10-17 - Q2 -Q3 '23 Bi-Annual Risk Report
- 2023-04-13 - Q4 '22-Q1'23 Bi-Annual Risk Report
- 2022-10-03 - Q2-Q3 '22 Bi-Annual Risk Report



Background

Background on Risk Policy

Overall

Financial risks associated with Energy Policies are significantly lower.

- During the Block + Slice regime, the basis of the Risk Program was to limit financial risks stemming from variable load resource balancing.
- This required forecasting variability and transacting energy and capacity products to ensure customer loads were met and financial risks were minimized.
- While the PUD is no longer subject to the same profile of risks due to the product change to Load Following on October 1, 2025, the ERMC remains dedicated to providing scheduled reports on energy risk management.

Risk Areas Under Management

Lowered

These Risk areas have a significantly lower risk profile than before.

- **Volume / Capacity Risk:** Possibility of being short in our load vs resource balance.
- **Deliverability Risk:** Energy/Cap transactions can't be delivered.
- **Market Risk:** Prices on open positions change.
- **Opportunity Cost Risk:** Measures difference in current prices vs transacted prices within risk framework.

Risk Areas Under Management

- **Market Liquidity Risk:** Availability of counterparties to transact with to meet targets.
- **Funding Risk** - Financial ability to meet transaction obligations.
- **Operational Risk** - Operational tools and processes are clear, transparent and efficient to transact.
- **Event Risk** - Major events affecting ability to deliverability and/or impacting other risk areas significantly.
- **Credit & Concentration Risk** - Limits to current and potential future exposure of counterparties, for example due to default.
- **Regulatory Risk** - Changing local, regional, and national regulations that affect the risk policy and procedures.
- **Financial Reporting Risk** - Potential for reporting incorrect financial information.

Changed

These Risk areas have a changed profile but are still present.

Potential Future Sources of Risk Oversight



New /

Emergent:

These risks are emerging areas that could benefit from ERMC oversight.

- REC Regulatory Risk is governed through a dedicated resolution (No. 6242).
 - **REC Regulatory Risk** - REC strategy meeting compliance objectives while minimizing financial risks.
 - The ERMC has been reviewing this risk to evaluate having a potential future role.



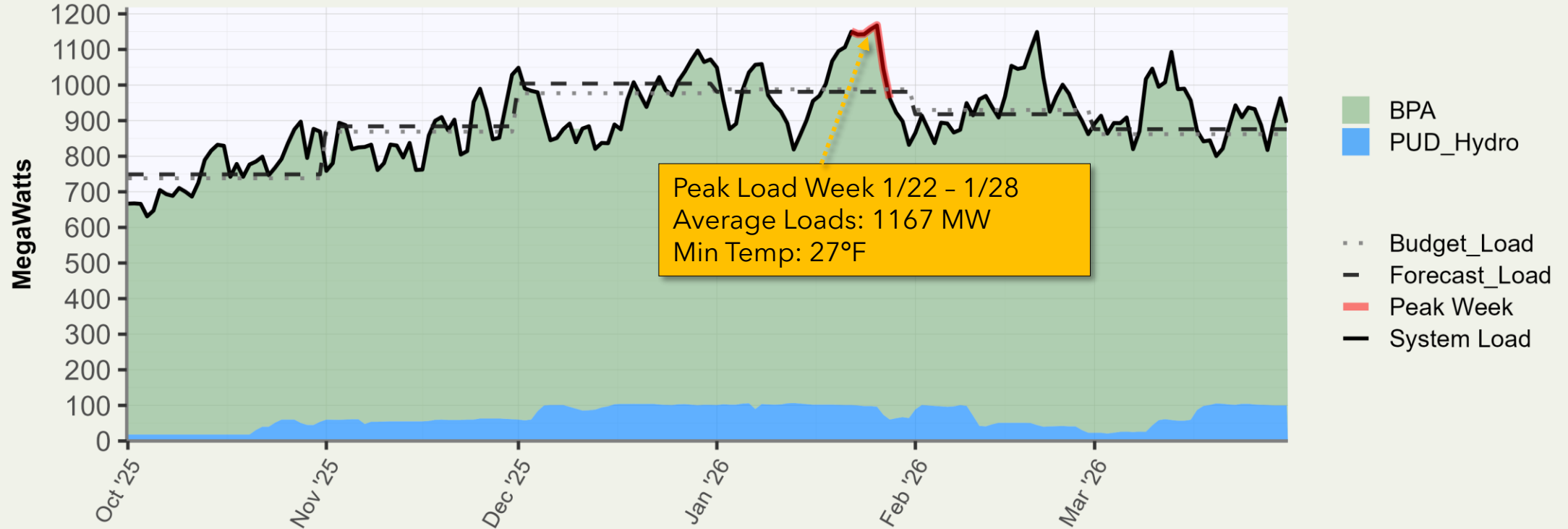
Informational Loads and Resources in Q4 '25 - Q1 '26

Load & Resources

| Q4 2025 - Q1 2026 | Actual Relative to Planned Loads | | | | | | |
|-------------------------------|----------------------------------|-------------|------------|------------|------------|-------------|-------------|
| | Q4 '25 - Q1 '26 | October | November | December | January | February | March |
| Budget Forecast | 894 | 738 | 869 | 977 | 988 | 930 | 862 |
| Month-Ahead Forecast | 902 | 749 | 884 | 1004 | 981 | 918 | 876 |
| Actual | 899 | 759 | 853 | 949 | 964 | 950 | 916 |
| Actual vs. Budget | 101% | 103% | 98% | 97% | 98% | 102% | 106% |
| Actual vs. Month-Ahead | 100% | 101% | 97% | 95% | 98% | 103% | 105% |

Load + Resources

Q4'25-Q1'26



Reporting Changes

- In the past the ERMIC has reported on:
 - Load and Resource Imbalances.
 - Price Variability.
 - Financial Load Imbalances.
- As discussed earlier, the PUD has not faced any significant risk associated with these areas as the current BPA Load Following contract obligates BPA to meet load serving requirements.

The background is a vibrant blue abstract design. It features numerous concentric, glowing circles and swirling light trails that create a sense of depth and movement. The colors range from deep navy blue to bright, almost white highlights where the light trails are most intense. The overall effect is futuristic and dynamic.

Risk Program Development

Status & Progress

- **Continued Compliance** - Regular review and response to any measurable energy risks. Full compliance with Energy Risk Policy.
- **Enterprise Risk Management (ERM) Register Methods** - The Energy Risk program is using established methods of ERM assess risk areas and refresh mitigation protocols and accountability pathways.
- **Informational Sessions** - Developing a shared awareness on new operational environment, particularly around REC regulatory compliance.

Next Steps

- Finalize risk areas and methods.
- Revision of protocols (manual).
- Consideration of recommendation on Energy Risk Policy changes.

The ERMCC will continue to keep the ELT and Board informed of any material changes to energy risk and its development work.

This work is targeting Q3 2026 for completion.



ERM 2025 Risk Report & Program Outlook

Özden Bruce

Manager, Enterprise Risk Management

Angela Johnston

Senior Manager, Treasury Risk Management and
Supply

April 21, 2026

Agenda

| | |
|-----------|---|
| 01 | Background & Enterprise Risk Management (ERM) at the District |
| 02 | Top Utility Emerging Risk Themes |
| 03 | 2025 Strategic Risk Profile Snapshot |
| 04 | How District is responding to Risks |
| 05 | ERM Outlook (2026-2028) |

Commission Presentation

Purpose of Presentation

- Provide a high-level overview of the District's strategic risk landscape and ERM program outlook.

Expectation of the Board

- No action is required today. Only informational.

Background

Recap of 2025 ERM accomplishments:

Program Built (2025)

Framework + core tools launched

Risk Register Developed

Districtwide risk register + shared terminology

Policy Approved

Commission approval – June 3, 2025

Monitoring Cycle Completed

Updated risk assessment + identified mitigation focus areas

First Strategic Risk Report

Published 2025 ERM Strategic Risk Report
(high-level view of top enterprise risks, trends, and mitigation focus areas)

Governance & Integration

Risk Oversight Committee (ROC) established;
Link to strategic plan / budget / resource allocation

ERM At Snohomish County PUD

How ERM Drives Action – From Risk Identification To Mitigation And Reporting:



What ERM is
 A structured, holistic process to identify, assess, and monitor strategic risks that could affect the District’s ability to deliver safe, reliable, affordable service and meet strategic objectives.

What ERM does
 Creates shared language, clarifies ownership, surfaces trends, and connects risk information to strategic plan, budgeting, and resource allocation.

- Governance & Cadence**
- District-wide strategic risk inventory (portfolio view).
 - Risk owners & supporting teams document mitigation work.
 - Monitoring cycles reassess likelihood/impact and identify watch-outs.
 - Risk Oversight Committee (ROC) maturing to formalize monitoring expectations and reporting.
 - Risk reporting emphasizes themes, trends, and linkage to District priorities.

Top Utility Emerging Risk Themes On The Horizon

Emerging themes* we are watching (2025–2026)

Increased uncertainty in the policy and regulatory environment

Funding freezes and delays, budget reductions, permitting delays, federal agency capacity constraints.

Climate-driven volatility

Catastrophic natural disasters and wildfire conditions.

Affordability & cost pressure

Inflation, tariffs, storm costs, higher material prices.

Load growth & increasing electrification

Capacity needs and planning visibility, resource adequacy.

Infrastructure stress & long lead times

Aging assets and supply chain delays.

Security (cyber & physical)

Evolving threats and third-party vulnerabilities.

Digital dependency & AI

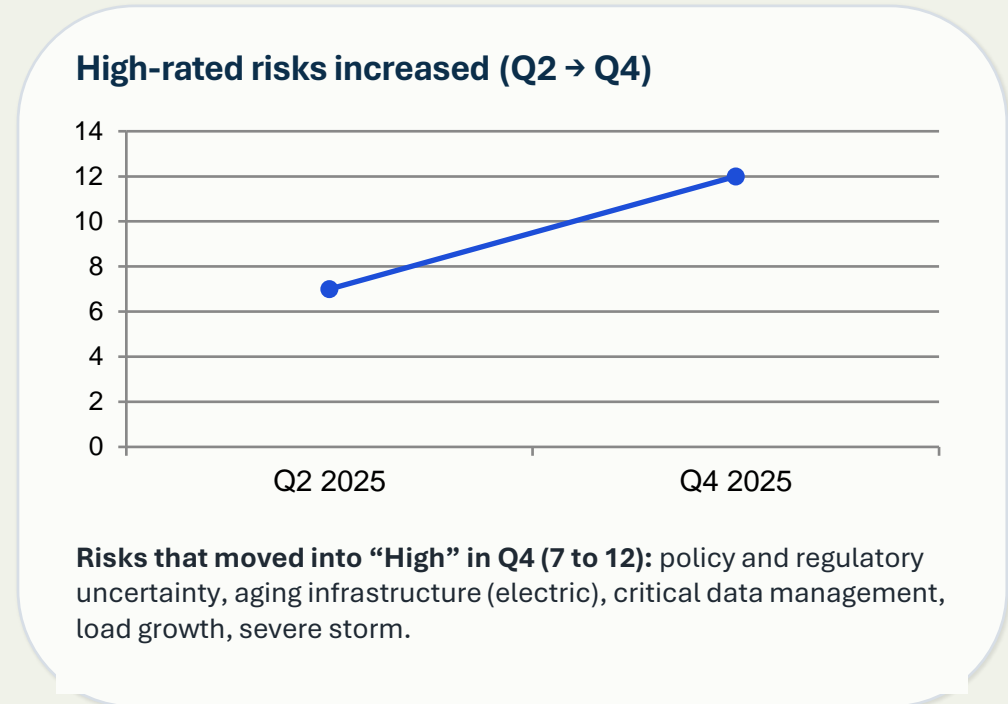
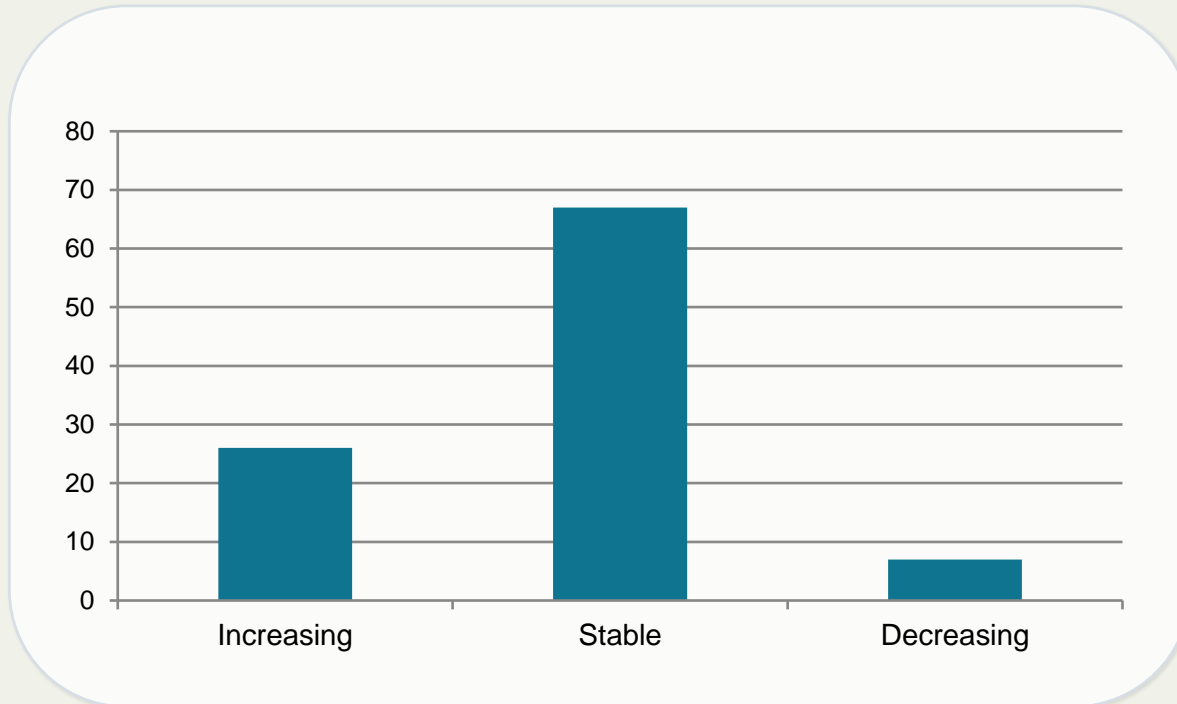

Data governance, reliability, and responsible adoption.

*Source: North Carolina State University (NCSU) and Protiviti in the 2025 & 2035 Executive Perspectives on Top Risks

2025 PUD Strategic Risk Profile Snapshot

How the strategic landscape shifted over the year

Portfolio view



Risks Decreased (Q4 2025)

These risks show improvement in Q4 2025



Resource Adequacy ↓

Decreased after the District transitioned to BPA Load Following.



Remote/Hybrid Work ↓

Decreased as leadership alignment solidified and manager guidance and communication tools will be rolled out, improving consistency across teams.



AMI System Management Implementation ↓

Decreased as implementation approach matured, key control needs were clarified, and residual uncertainty narrowed as planning progressed.

Top-Tier Strategic Risks (Q4 2025)

Grouped view – themes and risks

Where strategic attention is concentrated

Policy & regulatory environment

Policy and regulatory uncertainty; Increasing scrutiny of grants, energy programs and regional power policy; Uncertainty around tariffs and associated costs.

Infrastructure reliability & asset condition

Aging infrastructure (electric); Aging infrastructure (water).

Supply chain & system capacity

Supply chain disruptions; Load growth.

Water & public health protection

Groundwater contamination.

Grid resilience under extreme conditions

Severe storm; Wildfire.

Financial & affordability pressure


Unplanned costs put pressure on rates and financial stability.

Information Security

Cybersecurity (high severity); Critical data management.

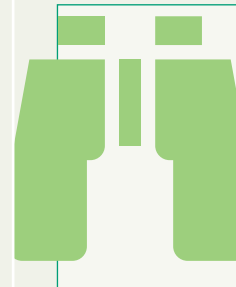
How The PUD Is Responding

Plan & Prioritize




Link risk to decisions

Strategic risks are now being used alongside strategic plan initiatives, the budget, and Enterprise Project Governance Board (EPGB) prioritization so risk exposure can be discussed together with timing, investment, and resource allocation decisions- not in silos.



Strengthen policy and funding visibility

The PUD is monitoring state and federal funding exposure, tracking FEMA, BPA and permitting requirements that affect timing and cost assumptions and incorporating signals into planning, budgeting and sequencing decisions.



Improve forecasting and visibility

Load forecasting and the 20-year Horizon Plan are being strengthened to clarify future system needs and timing. In parallel, **Objective 3.2** improves how larger load requests are evaluated and sequenced, enabling disciplined decisions that protect reliability, affordability, and customers as growth evolves.




Support affordability

The transition to BPA Load Following reduced resource adequacy exposure and lowered sensitivity to short-term market volatility, helping support affordability while broader budget pressures continue to be monitored.


How The PUD Is Responding

Monitor & Govern




Protect information and services

Cybersecurity and critical data loss mitigation focuses on resilience and recovery, supported by stronger data governance, contract oversight, privacy training, and controls that reduce exposure across internal and third-party environments.



Protecting water sources from contamination

Mitigation includes frequent water quality monitoring, wellhead protection and maintenance, risk and resiliency investigations, and general aquifer protection.



Formalize accountability

The Risk Oversight Committee (ROC), defined risk ownership, and regular monitoring cycles are helping formalize governance expectations and improve follow-through on trend tracking and mitigation actions.

How The PUD Is Responding

Invest & Operate



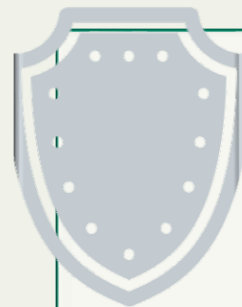
Strengthen asset planning

Asset management work is advancing across both electric and water utilities through Cascade, CMMS, and the Water System Plan to improve visibility into asset condition, replacement needs, and long-term maintenance planning.



Build resilience in the field

Distribution automation, SnoSMART, vegetation management, and storm readiness improvements are helping reduce outage exposure, improve restoration performance, and strengthen readiness during wildfire and severe storm conditions.



Prepare for delivery constraints

Supply chain gap analysis, long-term vendor agreements, lead-time-informed procurement, and clearer roles through a RACI approach are helping the District plan earlier and more reliably for critical equipment and materials.

ERM Outlook: Next 3 Years (2026-2028)



2026 – Build the Operating Rhythm

Expand from strategic risks into department-level risk (repeatable processes + clear ownership).

Define Key Risk Indicators (KRIs) and launch KRI dashboard pilot for top-tier risks.

Connect mitigation plans to strategic plan initiatives, budget cycles and EPGB (ongoing goal).

Establish a consistent ROC / ELT cadence for monitoring and escalation (what changes, why it matters, what needs a decision).



2027 – Further Integrate With How Decisions Are Made

Continue with departmental workshops.

Refine the ERM Framework.

Mature KRIs into a District-wide monitoring set (clear triggers + actions).

Further integration of ERM into strategy, budget, and project prioritization so tradeoffs are explicit.



2028 – Mature & Automate

Continuous improvement based on lessons learned.

Automate processes and reports through tools (Risk Tools + dashboards) to reduce manual effort.

Sustain culture of risk-informed planning across the District.

Expand reach: targeted departmental risk workshops, training refresh, onboarding for new leaders.

Questions?





Energizing Life In Our Communities

Integrating to New Large Electric Loads


Objective 3.2 Support the Economic Vitality of Our Communities

April 21, 2026

Angela Johnston

Senior Manager, Financing, Risk Management and Supply Chain | Treasurer





Today's Purpose:
Brief the Commission on
Strategic Plan
Objective 3.2 Progress

This presentation is
informational,
no action is requested.

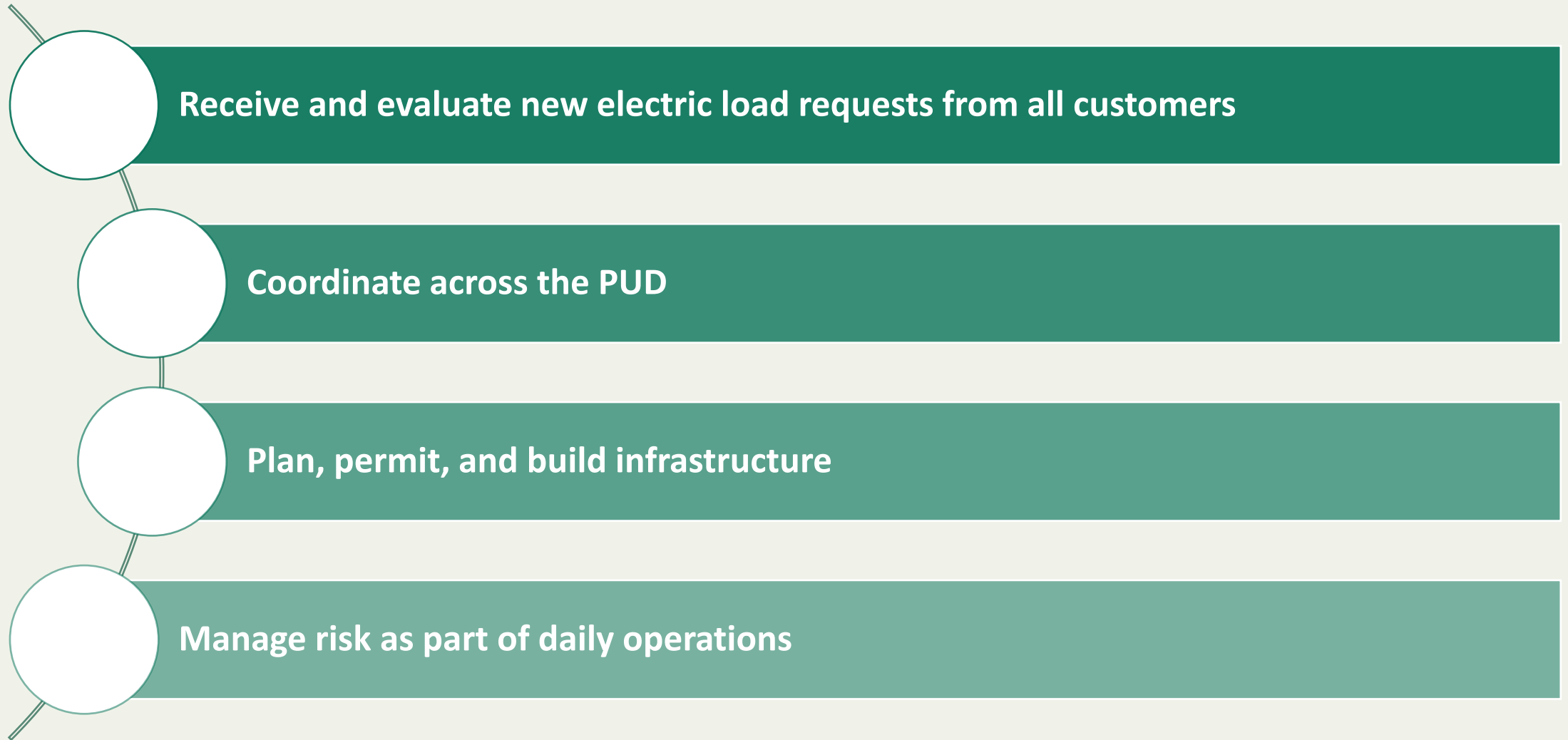




What We Do Today

Connecting new load is routine for the PUD today – It becomes more complex as scale and risk increase.

The PUD Has a New Load Program



Affordability Remains Our Focus



Ensure those driving growth pay the costs they create



Evaluate financial risk alongside reliability impacts



Avoid premature or speculative investment



Consider systemwide impacts—not just individual requests

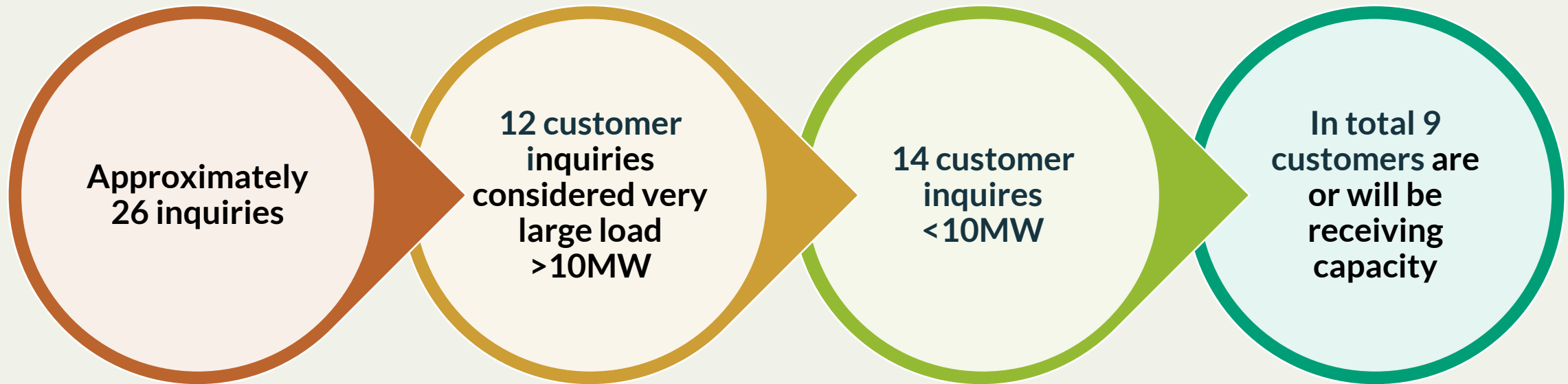


Apply established rules consistently and transparently



Provide oversight and transparency for higher-impact decisions

Larger Load Activity Since 2020 (> 2.5MW)



Approximately
26 inquiries

- Between 3-8 inquiries each year.
- Large Load Customer Inquiries were between 3.5 and 150MW.
- Average of 4 inquires over the last five years with an up-tick in 2025 at 8.

12 customer
inquiries
considered very
large load
>10MW

- Mix of data center, heavy industrial, public services, housing, manufacturing.
- 3 have chosen to connect between 10 – 20MW.
- 2 open for customer decision.

14 customer
inquires
<10MW

- Mix of transportation, housing, manufacturing, technology.
- 6 have chosen to connect between 3.5 – 7MW.
- 4 open for customer decision.

In total 9
customers are
or will be
receiving
capacity

- Between 3.5 and 20MW, at an average of 7.5MW.

The Industry is Changing

These changes require clearer policy, stronger intake discipline, and intentional readiness – not a different mission for the PUD, rather a different scale.



Changes The Industry Is Seeing

What the PUD expects to see over time

Emerging state regulatory requirements

Higher consequence decision-making

**Increased visibility and
Increased customer risk**

Different customer profiles

Larger, more complex load requests

We Are Preparing For Change

Our work under Objective 3.2 builds readiness in support of economic growth enabling disciplined decision-making that protects reliability, affordability, and customers as larger load requests evolve.



Preparation Objectives



Clarify engagement



Strengthen process, policy, and tariffs



Evaluate financial safeguards and flexibility tools



Assess and mitigate risks early



Plan for responsible scalability



Surface external constraints and dependencies

Questions?





BUSINESS OF THE COMMISSION

Meeting Date: April 21, 2026

Agenda Item: 4

TITLE

CEO/General Manager’s Report

SUBMITTED FOR: CEO/General Manager Report

| | | |
|----------------------------------|--------------------|---|
| CEO/General Manager _____ | John Haarlow _____ | 8473 _____ |
| <i>Department</i> | <i>Contact</i> | <i>Extension</i> |
| Date of Previous Briefing: _____ | | |
| Estimated Expenditure: _____ | | Presentation Planned <input type="checkbox"/> |

ACTION REQUIRED:


- Decision Preparation
- Policy Discussion
- Policy Decision
- Statutory
- Incidental (Information)
- Monitoring Report

SUMMARY STATEMENT:

Identify the relevant Board policies and impacts:

The CEO/General Manager will report on District related items.

List Attachments:
None



GOVERNANCE
INTERNAL MONITORING REPORT UNAUDITED

Report Date: 4/21/2026

Policy Type: Executive Limitations

Reporting Method: [X] Executive Report [] External Audit [] Direct Inspection

Policy Title: Financial Conditions and Activities (EL-5)

Date of Policy: April 16, 2024

Frequency: Quarterly

Global Policy Prohibition: With respect to the actual, ongoing financial condition and activities, the CEO/General Manager shall not cause or allow the development of fiscal jeopardy or a material deviation of actual expenditures from Board priorities established in Ends policies.

Interpretation: The General Manager shall ensure that the District's financial position and results are consistent with Board policy and priorities and are fiscally prudent.

Compliance: This report constitutes my assurance that, as reasonably interpreted, these conditions have not occurred and further, that the data submitted below are accurate as of this date, December 31, 2025.

Signed Jeff Bishop
Jeff Bishop, CFO

04/13/2026
Date

Signed John A Haarlow
John A. Haarlow, CEO

04/14/2026
Date

Summary Data: See attached financial results.

- 1. Policy Prohibition: Accordingly, he or she shall not use any rate stabilization fund reserves without Board authorization.

Interpretation: The District shall hold in reserves any amounts designated by the Board for the Rate Stabilization Reserve. This reserve shall be reduced only by Commission action.

Conclusion: During the Fourth Quarter of 2025 this Executive Limitation was followed with no exceptions.

Summary Data: The Rate Stabilization fund was not utilized during the Fourth Quarter of 2025.

2. **Policy Prohibition:** *Accordingly, he or she shall not pay any uninsured judgment or settle any claim with funds from the District's self-insurance fund in excess of \$100,000, unless authorized by the Board.*

Interpretation: No claim settlement in excess of \$100,000 will be paid out of the District's self-insured retention fund without first obtaining commission approval.

Conclusion: During the Fourth Quarter of 2025, this Executive Limitation was followed with no exceptions.

Summary Data: The Self Insurance Fund totals \$10.0 million as of December 31, 2025. No claims were paid out of the District's Self-Insured Retention Fund during the Fourth Quarter of 2025. All other claims settlements authorized by the Risk Management department were paid from the department's annual claims settlement budget.

3. **Policy Prohibition:** *Accordingly, he or she shall not fail to present the Board, on at least a quarterly basis, a report regarding all significant lawsuits filed against the District and any other legal issues that could result in significant financial exposure for the District.*

Interpretation: Lawsuits that could materially affect the financial viability of the District will be reported to the Commission. Also included will be any other potential legal issues that may pose significant concerns in the future.

Conclusion: During the Fourth Quarter of 2025, this Executive Limitation was followed with no exceptions.

Summary Data: This requirement is being met quarterly by a confidential litigation memorandum to the Board and General Manager from the General Counsel who has assumed the responsibility for ensuring that the Commission is kept current on any significant pending or potential litigation or issues that could result in significant exposure for the District. Cases on that memorandum are discussed in Executive Session on an as-needed basis.

4. **Policy Prohibition:** *Accordingly, he or she shall not fail to settle payroll and debts in a timely manner.*

Interpretation: Payroll and all other accounts payable will be paid in a timely manner.

Conclusion: During the Fourth Quarter of 2025, this Executive Limitation was followed with no exceptions.

Summary Data: Payroll and all other payables were made in a timely manner during the Fourth Quarter of 2025.

5. **Policy Prohibition:** *Accordingly, he or she shall not allow tax payments or other government-authority ordered payments or filings to be overdue or inaccurately filed.*

Interpretation: Tax payments will be made in a timely manner, avoiding penalties and interest.

Conclusion: During the Fourth Quarter of 2025, this Executive Limitation was followed with no exceptions.

Summary Data: During this quarter, all applicable local, state, and federal tax payments and obligations were made in a timely manner.

6. **Policy Prohibition:** *Accordingly, he or she shall not fail to aggressively pursue receivables after a reasonable grace period to the extent it is cost-effective to do so.*

Interpretation: Accounts receivable are handled according to written District Policies, Procedures, and Guidelines. Past due accounts receivable are pursued in a cost-effective manner based on credit guidelines, customer circumstance, and staffing availability.

Conclusion: During the Fourth Quarter of 2025, this Executive Limitation was followed with no exceptions.

Summary Data: Our current ratio of net bad debts written off to total revenue year-to-date is 0.26% as of December 31, 2025.

7. **Policy Prohibition:** *Accordingly, he or she shall not, without prior approval of the Board, compromise or settle:*

A. *An uninsured employee claim, when the settlement is greater than \$100,000, including attorney fees or other expenses, but not including the value of any outplacement or educational assistance, increased length of notice of termination, or other non-cash benefits.*

B. *Any other uninsured demand or claim by or against the District for a monetary amount greater than \$100,000.*

Interpretation: General Counsel and Risk Management will ensure that the Commission shall be informed when an employee files a lawsuit, a settlement greater than \$100,000 is made with an employee, a lawsuit greater than \$100,000 is filed, or any other demand greater than \$100,000 is made against the District.

Conclusion: During the Fourth Quarter of 2025, this Executive Limitation was followed with no exceptions.

Summary Data: This requirement is being met by General Counsel in Executive Session. General Counsel has assumed the responsibility for ensuring that the Commission is kept current on any employee claims when a lawsuit is filed, employee settlements greater than \$100,000, and any lawsuits or potential claims greater than \$100,000 except for claims overseen by Risk Management.

Policy Prohibition: *Accordingly, he or she shall not, without prior approval from the Board, execute modifications to the existing collective bargaining agreements between the District and the International Brotherhood of Electrical Workers (IBEW), between contracts, which exceed \$100,000 of additional expense to the District in the current or next fiscal year.*

Interpretation: The District's Collective Bargaining Agreement (CBA) with IBEW Local #77 will not be modified without approval of the Board of Commissioners when the modifications involve any one of the following:

- Changes to the wage rate(s) for any Union Classification
- Changes to the overtime rate for any Union Classification
- Any new job classification and corresponding wage rate
- Any change to the formula for the District's contribution for health and welfare benefits
- An increase in the District's budget
- Contractual changes which result in an accumulation of cost changes which exceed \$100,000 annually.

Compensation changes which involve items other than the above (e.g., tool allowance, boot/clothing allowances, fair share premiums, rest time, stand-by time, travel time, high time) do not require approval from the Board of Commissioners.

Conclusion: There have been no incidents of non-compliance with this Policy Prohibition during the Fourth Quarter of 2025 reporting year.

Summary Data:

- State law requires that changes in wage rates require approval of the Board of Commissioners. This includes establishing wage rates for new classifications. No proposed wage changes for union classifications have been made without the approval of the Board of Commissioners and our current overtime rate has not been changed.
- The formula for the District's contribution for health and welfare benefits is outlined in the CBA. No changes in this formula have occurred without approval from the Commission.



Energizing Life In Our Communities

Financial Results (Unaudited) Fourth Quarter 2025

Presented by Shawn Hunstock
Senior Manager, Controller, and Auditor
April 21, 2026
Last Presented November 4, 2025

Statement of Operations

Electric and Generation Systems

Year to Date through December 31, 2025
(in millions)

| | 2025 Actual | Actual Vs. Budget | | 2025 Budget |
|---------------------------------|---------------|-------------------|-----------|---------------|
| Operating Revenues | | | | |
| Retail Sales | \$ 760 | | 14 | \$ 746 |
| Wholesale Revenue | 71 | -7 | | 78 |
| Other Revenues | 38 | | 6 | 32 |
| Total Operating Revenues | \$ 869 | | 13 | \$ 856 |
| Operating Expenses | | | | |
| Operation & Maintenance | \$ 295 | -20 | | 315 |
| Purchased Power | 352 | -21 | | 373 |
| Depreciation & Amortization | 76 | | 1 | 75 |
| Taxes | 47 | | 1 | 46 |
| Total Operating Expenses | \$ 770 | -39 | | \$ 809 |
| Net Operating Income | \$ 99 | | 52 | \$ 47 |
| Other Income (Expense) | \$ 11 | | 3 | \$ 8 |
| Interest Income (Expense) | (1) | | 7 | (8) |
| Capital Contributions | 31 | -3 | | 34 |
| Net Income | \$ 140 | | 59 | \$ 81 |
| Capital Expenditures | \$ 198 | -29 | | \$ 226 |

Statement of Operations Notes

Electric and Generation Systems

Electric and Generation Statement of Operations Budget Comparison:

► **Net Income:** Above budget 75%; helped in part to strong retail sales performance and a reduction in Purchased Power.

► **Operating Revenues:**

- Total: \$13M (+1.5% vs. budget).
- Retail: \$14M (+1.9%).
- Wholesale: (\$7M) (-9%) due to lower supply and demand in power market and switching to load following.
- Other Revenues +\$6M (+18.8%) higher excess transmission capacity sales and higher than budgeted BPA Energy Conservation Achievement reimbursements.

► **Operating Expenses:**

- Electric system included unbudgeted HEAR grant expenses [Home Electrification and Appliance Rebate,] which is offset by Grant revenue in Other Revenues.
- Annual GASB-required accruals of \$17M for Pension costs and \$2.4M for Other Post Employment Benefits (OPEB).
- Higher material costs than budgeted.
- Year end storm activity.
- Generation O&M projects completed and include roadwork, culverts and SCADA control upgrades. Significant Q4 emergent events resulted in pressure on O&M including cleanup and restoration from the oil spill at Jackson, and atmospheric river spill response.

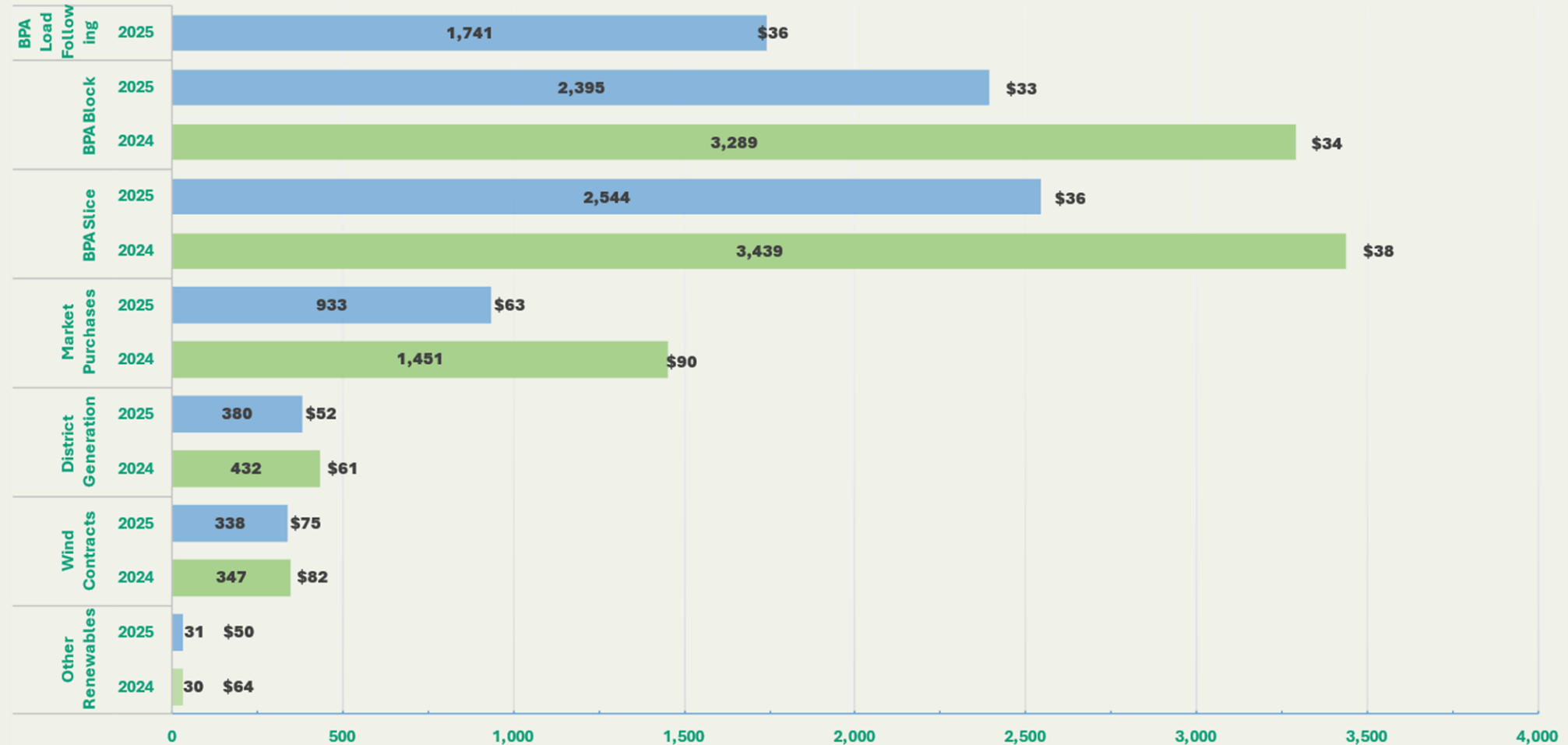
► **Other Income:** Results reflect unbudgeted income from the Home Electrification and Appliance Rebate (HEARS) Grant, Tax Credit Revenue and higher than budgeted investment income.

► **Capital Expenditures:** (\$29M) (-13% vs. budget). Major current orders include:

- Connect-UP/AMI Meter Deployment: \$13M.
- Camano Switching Station Rebuild: \$12M.
- Crosswind Substation: \$8M.

Megawatt Hours – Power Supply (in thousands) and Cost per MWh

Year to Date through December 31, 2025



Financial Condition Indicators

Electric and Generation Systems

| | As of December 31, | |
|---|--------------------|--------|
| | 2024 | 2025 |
| Reserves (in millions) | | |
| Operating Reserves (Revenue Fund) | \$ 209 | \$ 246 |
| Contingency Reserves | 125 | 125 |
| Benefits Reserves | 34 | 36 |
| Sinking Reserve | 17 | 21 |
| Bond Debt Service Reserves | 26 | 7 |
| Project Reserves | 26 | 156 |
| Current Ratio - Electric and Generation | 2.6 | 2.9 |
| (Current Assets / Current Liabilities) (12 mo. rolling) | | |
| Debt Indicators including Generation System | | |
| Outstanding Bonds (in millions) | \$ 490 | \$ 644 |
| Debt to Capital Assets Ratio | 0.16 | 0.21 |
| Senior Lien Debt Service Coverage (12 mo rolling) | 3.1x | 6.2x |
| Days Cash On Hand | 164 | 183 |
| Bond Rating | | |
| Fitch | AA- | AA |
| S&P Global | AA | AA |
| Moody's | Aa2 | Aa2 |

Electric System Operating Indicators

Year to Date

| | Through December 31 - YTD | |
|--|----------------------------------|------------------|
| | 2024 | 2025 |
| Megawatt-Hours Billed | | |
| Retail MWh Billed Sales | 6,811,055 | 6,864,936 |
| Wholesale MWh Sales | 2,031,807 | 1,304,975 |
| Total MWh Sales - YTD | 8,842,862 | 8,169,911 |
| Net Write Offs to Sales (YTD) % | 0.33% | 0.26% |
| Net Write Offs (YTD) | \$ 2,839,088 | \$ 2,275,770 |
| Avg Power Cost/MWh | \$ 48.41 | \$42.83 |
| New Cust. Acct. Connections | 4,214 | 2,852 |
| Total Active Accounts | 383,735 | 386,587 |

Water System Statement of Operations

YTD Through December 31, 2025

(in thousands)

| | 2025 Actual | Actual vs. Budget | 2025 Budget |
|---------------------------------|------------------|-------------------|-------------------|
| Operating Revenues | | | |
| Retail Sales | \$ 17,255 | -825 | \$ 18,080 |
| Wholesale Revenue | 716 | -58 | 774 |
| Other Revenues | 499 | +89 | 410 |
| Total Operating Revenues | \$ 18,470 | -794 | \$ 19,264 |
| Operating Expenses | | | |
| Operation and Maintenance | \$ 8,811 | -2,485 | \$ 11,296 |
| Purchased Water | 4,053 | -836 | 4,889 |
| Depreciation Expense | 4,201 | +383 | 3,818 |
| Taxes | 949 | +4 | 945 |
| Total Operating Expenses | \$ 18,014 | -2,934 | \$ 20,948 |
| Net Operating Income | \$ 456 | +2,140 | \$ (1,684) |
| Other Income (Expense) | \$ (11) | -11 | \$ 0 |
| Interest Income (Expense) | 744 | +889 | (145) |
| Capital Contributions | 2,901 | -1,331 | 4,232 |
| Net Income | \$ 4,090 | +1,687 | \$ 2,403 |
| Capital Expenditures | \$ 12,406 | -1,158 | \$ 13,564 |

Statement of Operations Notes

Water System

Water Statement of Operations Budget Comparison:

▶ **Net Income:**

- Up 70% vs. budget; driven by lower operating expenses and purchased water.

▶ **Operating Revenues:**

- Retail Sales: Slightly under budget (cool, wet weather reduced demand).
- Wholesale Sales: Under budget; mirrors lower retail consumption.

▶ **Operating Expenses:**

- Purchased Water: Below budget due to scheduled City of Everett filtration plant maintenance shutdowns and lower consumption.
- Annual GASB-required accruals of \$500K for Pension costs and \$70K for Other Post Employment Benefits (OPEB).

▶ **Capital Expenditures:** Below budget. AMI water meters are over 95% deployed. Major projects include:

- Warm Beach Treatment Plant Improvements, \$2.9 million (closed).
- Kayak Reservoir work, \$3.4 million.
- Water AMI/Connect Up \$3.2 million.

Water System Financial Condition Indicators

| | As of December 31 -YTD | |
|---|------------------------|-----------|
| | 2024 | 2025 |
| Reserves (in thousands) | | |
| Operating Reserve (Revenue Fund) | \$ 5,361 | \$ 6,038 |
| Contingency Reserves | 1,500 | 1,500 |
| Sinking Reserve | 266 | 259 |
| Bond Debt Service Reserve | 1,207 | 1,207 |
| Project Reserve | 28,279 | 21,540 |
| Current Ratio | | |
| (Current Assets/Current Liabilities) (12 mo. rolling) | 3.3 | 4.0 |
| Debt Indicators | | |
| Outstanding Water System Debt (thousands) | \$ 28,057 | \$ 26,700 |
| Debt to Capital Assets Ratio | 0.14 | 0.12 |
| Senior Lien Debt Service Coverage (12 mo. rolling) | 3.3x | 4.0x |
| Days Cash On Hand | 170 | 161 |
| Bond Rating | | |
| Moody's | Aa2 | Aa2 |
| S&P Global | AA | AA |

Water System Operating Indicators

Year to Date

| | Through December 31 - YTD | |
|--|---------------------------|---------|
| | 2024 | 2025 |
| Water System Cubic Feet Sold (in thousands) | | |
| Retail | 219,759 | 228,420 |
| Wholesale | 30,917 | 32,582 |
| Water System Rates/CCF | | |
| Retail (includes surcharges) | \$7.02 | \$7.52 |
| Wholesale | \$2.31 | \$2.20 |
| Purchased Water CCF (in thousands) | 193,770 | 201,680 |
| Purchased Water Cost per CCF | \$1.90 | \$2.01 |
| New Customer Account Connects - YTD | 203 | 144 |
| Total Active Accounts | 23,802 | 23,946 |

Questions?





BUSINESS OF THE COMMISSION

Meeting Date: April 21, 2026

Agenda Item: 5B

TITLE

Consideration of a Resolution Authorizing the Creation and Use of MRSC Consultant Services Roster for General Consulting and Other Professional Services, and a Vendor Roster for Goods and Services Implementing Chapter 39.80 RCW, and RCW 39.04.190 and RCW 39.04.200

SUBMITTED FOR: Commission Business

| | | |
|-----------------------------------|-------------------------|---|
| <u>Contracts & Purchasing</u> | <u>Clark Langstraat</u> | <u>5539</u> |
| <i>Department</i> | <i>Contact</i> | <i>Extension</i> |
| Date of Previous Briefing: _____ | <u>April 7, 2026</u> | |
| Estimated Expenditure: _____ | | Presentation Planned <input type="checkbox"/> |

ACTION REQUIRED:

- Decision Preparation
- Policy Discussion
- Policy Decision
- Statutory
- Incidental (Information)
- Monitoring Report

SUMMARY STATEMENT:

Identify the relevant Board policies and impacts:

Ends Policy 5. Utilities are provided at the lowest possible cost consistent with sound business principles:

Moving the maintenance of these rosters to MRSC will save District staff time, increase efficiency in selecting consultants and provide a larger pool of consultants for consideration.

The resolution presented here is based on a template provided by MRSC to ensure that responsibilities are clearly defined and that all processes are compliant with relevant statutes.

Individual contracts with selected consultants will be presented to Commission for approval pursuant to Policy 70.

List Attachments:
Resolution

RESOLUTION NO. _____

A RESOLUTION Authorizing the Creation and Use of MRSC Consultant Services Roster for General Consulting and Other Professional Services, and a Vendor Roster for Goods and Services Implementing Chapter 39.80 RCW, RCW 39.04.190 and RCW 39.04.200

WHEREAS, Chapter 39.80 RCW and other laws regarding contracting for consulting services by municipalities allow certain contracts to be awarded by a consultant roster process; and

WHEREAS, RCW 39.04.190, regarding purchase of materials, supplies, or equipment not connected to a public works project, allows certain purchasing contracts to be awarded using a vendor list; and

WHEREAS, RCW 39.04.200 requires local government agencies utilizing the process established in RCW 39.04.190 to post a list of the contracts awarded under that process at least once every two months; and

WHEREAS, the Municipal Research Services Corporation (MRSC) is a non-profit organization that is employed to assist local governments in Washington state pursuant to Chapter 43.110 RCW comply with state laws to better serve their communities.

NOW, THEREFORE, BE IT RESOLVED by the Board of Commissioners of Public Utility District No.1 of Snohomish County, Washington, that:

1. Consultant Services Roster. District adopts the use of the MRSC Consultant Roster (vendor list) to be used for the procurement and award of consultant services.

A. **Consultant Services.** Consultant services can be “personal services” such as technical expertise, studies, project management, planning, or similar, or “architecture and engineering services” or “professional services” services as defined by Chapter 39.80 RCW. For all services, District

reserves the right to procure using methods other than formal sealed bidding (low bid) as afforded under RCW 39.04.190.

B. **Soliciting to join the Consultant Roster.** MRSC Rosters, as provided as part of their membership service, will publish twice a year, in a newspaper of general circulation within the District's service area, a notice of the existence of the Consultant Roster and solicit consultants to join on our behalf (RCW 39.04.190(2)).

C. **Procuring Consultants.** The District adopts the following as policies, procedures or similar when contracting for consultant services:

1. **Personal Services.**

- a. Personal consultants, firms and individuals that provide subject matter expertise, or services more intellectual in nature such as studies, accounting, legal, project management, or similar shall be procured using a Request for Proposal (RFP).
- b. Selection should be based on the best value provided to the District and include scoring on experience and expertise in the field or industry needed, a proposed approach to completing services, capabilities of the businesses staff, time, and cost to complete the work.

2. **Professional Services.**

- a. Professional architecture and engineering services shall be procured under the requirements of Chapter 39.80 RCW, using the MRSC Consultant Roster.

- b. Procuring professionals will be through a Request for Qualification (RFQ) and/or Request for Proposals (RFP) with Qualifications.
 - c. Price and/or the cost of the professional services will be 10% or less of the overall score.
 - d. Selection criteria should clearly define the scope of services and the details on how the District will determine the most qualified professional (or firm), which will be different depending on the District need. Further, selection criteria shall encourage minority and women-owned firms, small business, and veteran-owned firms to the maximum extent practicable.
3. **Electronic Submissions.** As required by RCW 39.04.190(2), the District established the following procedure for securing written proposals or submittals for consultant services.
- a. The District will use Public Purchase, email or another e-procurement tool to request and receive submissions.
 - b. An RFQ or RFP shall be developed that will include at a minimum a description of the services needed, the time of performance, the scoring criteria with descriptions and relative weighting, the schedule with due dates, and any other relevant information. Attached to each RFQ or RFP shall be the intended contract to be signed.

- c. A selection committee will be formed with at least 3 members to review and score the submissions. The selection committee will be reminded that under Directive 90 Conflict of Interest they can have no conflicts of interest in the procurement or selection and all proceedings will be confidential until Award.
 - d. A list of businesses will be pulled from the MRSC Rosters consultant roster under the category of need, and a communication will be sent only to the businesses on the roster list of businesses.
 - e. Once submittals are received, the selection committee will review, score, and recommend award to the consultant scored the highest.
 - f. **Records.** The original request, responses, scoring, and award documentation will be kept in the District's records and will be available upon request.
4. **Award of Consultant Contracts.** Consultant services contracts shall be awarded in accordance with the District Directive 70, Contracts/Purchasing or the then-current succeeding directive.
- D. **Posting of Awards.** In accordance with RCW 39.04.200, all consultant/services contract awards will be posted to the District's website at least every other month.

2. **Vendor Roster.** District adopts the use of the MRSC Rosters Vendor Roster (vendor list) to be used for the procurement and award of materials, supplies, equipment or similar. The following vendor list roster procedures are established for use by the District pursuant to RCW 39.04.190 and District directive:

- A. **Purchase of materials, supplies, or equipment not connected to a public works project.** The District is not required to use formal sealed bidding procedures to purchase materials, supplies, or equipment not connected to a public works project where the cost will not exceed the statutory threshold of the District as provided in RCW 53.04.082. The District will attempt to obtain the lowest practical price for such goods and services.
- B. **Publication.** At least twice per year, MRSC shall, on behalf of the District, publish in a newspaper of general circulation within the municipality's jurisdiction a notice of the existence of the vendor list roster and solicit the names of vendors for the vendor list roster. MRSC shall add vendors licensed to do business in the State of Washington to the Vendor Roster at any time when a vendor completes the online application and meets and minimum requirements.
- C. **Electronic Quotations.** The District shall solicit written quotations from vendors for the purchase of materials, supplies, or equipment not connected to a public works project utilizing either the Public Purchase website or emails in accordance with Directive 70, Contracts/Purchasing.

- D. **Determining the Lowest Responsible Bidder.** The District shall purchase the materials, supplies, or equipment from the lowest responsible bidder, provided that whenever there is reason to believe that the lowest acceptable bid is not the best price obtainable, all bids may be rejected, and the District may call for new bids.
- E. **Award.** All of the bids or quotations shall be collected and a written record of all bids or quotations received shall be made available by request after the award of the contract. Award shall be made in accordance with Directive 70 Contracts/Purchasing and delegated authority.
- F. **Posting of Awards.** In accordance with RCW 39.04.200, all vendor contract awards will be posted to the District’s website at least every other month. The posting will include the vendor awarded the contract, the amount of the contract, a brief description of the items purchased, and the date it was awarded.

PASSED AND APPROVED this 21st day of April, 2026.

President

Vice-President

Secretary



BUSINESS OF THE COMMISSION

Meeting Date: April 21, 2026

Agenda Item: 6A

TITLE

Commission Reports

SUBMITTED FOR: Commission Business

| | | |
|----------------------------------|------------------------|---|
| Commission _____ | Allison Morrison _____ | 8037 _____ |
| <i>Department</i> | <i>Contact</i> | <i>Extension</i> |
| Date of Previous Briefing: _____ | | |
| Estimated Expenditure: _____ | | Presentation Planned <input type="checkbox"/> |

ACTION REQUIRED:

- Decision Preparation
- Policy Discussion
- Policy Decision
- Statutory
- Incidental (Information)
- Monitoring Report

SUMMARY STATEMENT:

Identify the relevant Board policies and impacts:

The Commissioners regularly attend and participate in meetings, seminars, and workshops and report on their activities.

List Attachments:
None



BUSINESS OF THE COMMISSION

Meeting Date: April 21, 2026

Agenda Item: 6B

TITLE

Commissioner Event Calendar

SUBMITTED FOR: Commission Business

| | | |
|----------------------------------|------------------------|---|
| Commission _____ | Allison Morrison _____ | 8037 _____ |
| <i>Department</i> | <i>Contact</i> | <i>Extension</i> |
| Date of Previous Briefing: _____ | | |
| Estimated Expenditure: _____ | | Presentation Planned <input type="checkbox"/> |

ACTION REQUIRED:

- Decision Preparation
- Policy Discussion
- Policy Decision
- Statutory
- Incidental (Information)
- Monitoring Report

SUMMARY STATEMENT:

Identify the relevant Board policies and impacts:

The Commissioner Event Calendar is enclosed for Board review.

List Attachments:
 Commissioner Event Calendar

Commissioner Event Calendar – 2026

April 2026

April 1:

- Sky Valley Chamber Meeting – Virtual – 12:00 p.m. – 1:00 p.m.
(Olson)

April 1 - 3:

- PPC/PNUCC Meetings – Virtual
(Logan/Olson/Altamirano-Crosby)

April 14:

- Economic Alliance Snohomish County (EASC) – Tulalip, WA – 10:30 a.m. – 2:00 p.m.
(Logan/Altamirano-Crosby/Olson)
- **Transit Town Hall: The Future of Light Rail in Snohomish County – Everett, WA – 6:00 p.m. – 7:30 p.m.**
(Altamirano-Crosby/Olson)

April 15:

- Arbor Day Tree Planting Ceremony with the City of Everett – Everett, WA – 2:30 p.m. – 4:00 p.m.
(Logan)

April 16:

- Mukilteo Chamber Meeting – Mukilteo, WA – 7:30 a.m. – 8:30 a.m.
(Altamirano-Crosby)
- Mountlake Terrace Chamber – County Update – Mountlake Terrace – 6:00 p.m. – 7:30 p.m.
(Altamirano-Crosby)

April 22 - 23:

- Energy Northwest (ENW) Board of Directors Meeting - Tri-Cities, WA
(Logan)

April 24:

- Marysville Tulalip Chamber Meeting – State of the County - Tulalip, WA – 7:30 a.m. – 9:00 a.m.
(Logan)

****For Planning Purposes Only and Subject to Change at any Time****

May 2026

May 1:

- Edmonds College Big Check Presentation – Lynnwood, WA – 1:00 p.m. – 2:00 p.m. (Logan)

May 6:

- Stilly Valley Chamber – Virtual – 12:00 p.m. – 1:00 p.m. (Olson)

May 6 - 8:

- PPC/PNUCC Meetings – Portland, OR (Logan/Altamirano-Crosby/Olson)

May 18 - 21

- Northwest Public Power Association (NWPPA) Annual Conference and Membership Meeting Spokane, WA (Logan/Altamirano-Crosby/Olson)

Commissioner Event Calendar – 2026

| June 2026 | |
|-------------------------|--|
| <u>June 2026</u> | <u>June 3 - 4:</u> <ul style="list-style-type: none">• PPC Meeting – Portland, OR <u>June 25-July 1:</u> <ul style="list-style-type: none">• American Public Power Association (APPA) National Conference – Boston, MA (Logan/Altamirano-Crosby/Olson) |

****For Planning Purposes Only and Subject to Change at any Time****

July 2026

July 10:

- PNUCC Meeting - Virtual

July 22 - 23

- Energy Northwest (ENW) Board of Directors Meeting - Tri-Cities, WA (Logan)

Commissioner Event Calendar – 2026

| August 2026 | |
|---------------------------|--|
| <u>August 2026</u> | <u>August 5 - 7:</u> <ul style="list-style-type: none">• PPC/PNUCC Meetings – Boise, ID |

****For Planning Purposes Only and Subject to Change at any Time****

September 2026

September 2 - 4:

- PPC/PNUCC Meetings – Portland, OR

Commissioner Event Calendar – 2026

| October 2026 | |
|----------------------------|---|
| <u>October 2026</u> | <u>October 7 - 8:</u> <ul style="list-style-type: none">• PPC Meetings – Portland, OR <u>October 9:</u> <ul style="list-style-type: none">• PNUCC Meeting – Virtual <u>October 21 - 22:</u> <ul style="list-style-type: none">• Energy Northwest (ENW) Board of Directors Meeting – Tri-Cities, WA (Logan) |

****For Planning Purposes Only and Subject to Change at any Time****

November 2026

November 4 - 6:

- PPC/PNUCC Annual Meetings – Portland, OR

Commissioner Event Calendar – 2026

| December 2026 | |
|-----------------------------|-------------------------|
| <u>December 2026</u> | <u>December:</u> |

****For Planning Purposes Only and Subject to Change at any Time****



BUSINESS OF THE COMMISSION

Meeting Date: April 21, 2026

Agenda Item: 7A

TITLE

Governance Planning Calendar

SUBMITTED FOR: Governance Planning

| | | |
|----------------------------------|------------------------|---|
| Commission _____ | Allison Morrison _____ | 8037 _____ |
| Department _____ | Contact _____ | Extension _____ |
| Date of Previous Briefing: _____ | | |
| Estimated Expenditure: _____ | | Presentation Planned <input type="checkbox"/> |

ACTION REQUIRED:

- Decision Preparation
- Policy Discussion
- Policy Decision
- Statutory
- Incidental (Information)
- Monitoring Report

SUMMARY STATEMENT:

Identify the relevant Board policies and impacts:

Governance Process, Agenda Planning, GP-4: To accomplish its job products with a governance style consistent with Board policies, the Board will follow an annual agenda

The Planning Calendar is enclosed for Board review.

List Attachments:
Governance Planning Calendar

Governance Planning Calendar - 2026

| To Be Schedule | |
|-----------------------|---|
| | <ul style="list-style-type: none">• Active Threat Awareness• ERM Policy Update• New ERM Framework• Facilities Comprehensive Plan• Training Center Rentals• Ruby Flats Solar Project Briefing |

For Planning Purposes Only and Subject to Change at any Time

Governance Planning Calendar - 2026

| Date | Agenda Items |
|------------------------|---|
| <u>April 7, 2026</u> | <p><u>Briefing and Study Session:</u></p> <ul style="list-style-type: none"> • Media • Strategic Foresight and Scenario Planning Work • Mountlake Terrace Main Street ILA – Phase II |
| <u>*April 9, 2026</u> | <p><u>Special Meeting:</u></p> <ul style="list-style-type: none"> • North Camano Substation Ribbon Cutting |
| <u>*April 16, 2026</u> | <p><u>Special Meeting:</u></p> <ul style="list-style-type: none"> • Strategic Foresight Workshop |
| <u>April 21, 2026</u> | <p><u>Briefing and Study Session:</u></p> <ul style="list-style-type: none"> • Water Supply Update • Energy Risk Management Report • 2025 Audit Results Public Utility District No. 1 of Snohomish County • Enterprise Risk Management (ERM)-Strategic Risk Report Overview and ERM Program Outlook • Economic Vitality – New Load Strategy <p><u>Monitoring Report:</u></p> <ul style="list-style-type: none"> • 4th Quarter 2025 Financial Conditions and Activities |
| <u>*April 25, 2026</u> | <p><u>Special Meeting:</u></p> <ul style="list-style-type: none"> • Energy Block Party |

For Planning Purposes Only and Subject to Change at any Time

Governance Planning Calendar - 2026

| Date | Agenda Items |
|----------------------|---|
| <u>May 5, 2026</u> | <p><u>Briefing and Study Session:</u></p> <ul style="list-style-type: none"> • Media • Legislative • Rates Program Strategy • Washington’s Clean Fuels Program • District Insurance Renewal |
| <u>*May 15, 2026</u> | <p><u>Special Meeting:</u></p> <ul style="list-style-type: none"> • Hydropower Appreciation Day |
| <u>May 26, 2026</u> | <p><u>Briefing and Study Session:</u></p> <ul style="list-style-type: none"> • Legislative • Annual System Reliability Report (Moved to June 23) |

For Planning Purposes Only and Subject to Change at any Time

Governance Planning Calendar - 2026

| Date | Agenda Items |
|-----------------------------|---|
| <u>June 9, 2026</u> | <p><u>Briefing and Study Session:</u></p> <ul style="list-style-type: none"> • Media • Legislative • Community Engagement <p><u>Monitoring Report:</u></p> <ul style="list-style-type: none"> • 1st Quarter 2026 Financial Conditions and Activities |
| <u>June 23, 2026</u> | <p><u>Briefing and Study Session:</u></p> <ul style="list-style-type: none"> • Legislative • Connect Up • Annual System Reliability Report <p><u>Public Hearing and Action:</u></p> <ul style="list-style-type: none"> • Disposal of Surplus Property – 3rd Quarter |

For Planning Purposes Only and Subject to Change at any Time

Governance Planning Calendar - 2026

| Date | Agenda Items |
|----------------------|---|
| <u>July 7, 2026</u> | <u>Briefing and Study Session:</u> <ul style="list-style-type: none">• Media• Legislative• SnoSMART |
| <u>July 21, 2026</u> | <u>Briefing and Study Session:</u> <ul style="list-style-type: none">• Legislative• Water Supply Update• Energy Risk Management Report <u>Monitoring Report:</u> <ul style="list-style-type: none">• Asset Protection |

For Planning Purposes Only and Subject to Change at any Time

Governance Planning Calendar - 2026

| Date | Agenda Items |
|------------------------|---|
| <u>August 4, 2026</u> | <u>Briefing and Study Session:</u> <ul style="list-style-type: none">• Media• Legislative |
| <u>August 18, 2026</u> | <u>Briefing and Study Session:</u> <ul style="list-style-type: none">• Legislative• Strategic Plan <u>2027 Budget Notice of Public Hearing</u> <u>Monitoring Report:</u> <ul style="list-style-type: none">• 2nd Quarter 2026 Financial Conditions and Activities |

For Planning Purposes Only and Subject to Change at any Time

Governance Planning Calendar - 2026

| Date | Agenda Items |
|----------------------------|---|
| <u>September 1, 2026</u> | <p><u>Briefing and Study Session:</u></p> <ul style="list-style-type: none"> • Media • Legislative |
| <u>September 15, 2026</u> | <p><u>Briefing and Study Session:</u></p> <ul style="list-style-type: none"> • Legislative • Connect Up Quarterly Update <p><u>Public Hearing and Action:</u></p> <ul style="list-style-type: none"> • Disposal of Surplus Property – 4th Quarter |
| <u>*September 19, 2026</u> | <p><u>Special Meeting:</u></p> <ul style="list-style-type: none"> • El Sol al Alcance de tus Manos Ribbon Cutting |

For Planning Purposes Only and Subject to Change at any Time

Governance Planning Calendar - 2026

| Date | Agenda Items |
|---------------------------------------|---|
| <p><u>October 6, 2026</u></p> | <p><u>Briefing and Study Session:</u></p> <ul style="list-style-type: none"> • Media • Legislative <p><u>Public Hearing:</u></p> <ul style="list-style-type: none"> • Open the 2027 Proposed Budget Public Hearing |
| <p><u>October 20, 2026</u></p> | <p><u>Briefing and Study Session:</u></p> <ul style="list-style-type: none"> • Legislative • Energy Risk Management Report <p><u>Public Hearing:</u></p> <ul style="list-style-type: none"> • Continue Proposed 2027 Budget Public Hearing |

For Planning Purposes Only and Subject to Change at any Time

Governance Planning Calendar - 2026

| Date | Agenda Items |
|---------------------------------|--|
| <u>November 3, 2026</u> | <p><u>Briefing and Study Session:</u></p> <ul style="list-style-type: none"> • Media • Legislative • Strategic Plan Quarterly Update <p><u>Public Hearing:</u></p> <ul style="list-style-type: none"> • Continue Proposed 2027 Budget Public Hearing <p><u>Monitoring Report:</u></p> <ul style="list-style-type: none"> • 3rd Quarter 2026 Financial Conditions and Activities |
| <u>November 17, 2026</u> | <p><u>Briefing and Study Session:</u></p> <ul style="list-style-type: none"> • Community Engagement • Legislative <p><u>Public Hearing:</u></p> <ul style="list-style-type: none"> • Continue Proposed 2027 Budget Public Hearing |

For Planning Purposes Only and Subject to Change at any Time

Governance Planning Calendar - 2026

| Date | Agenda Items |
|--|--|
| <p><u>December 1, 2026</u></p> | <p><u>Briefing and Study Session:</u></p> <ul style="list-style-type: none"> • Media • Legislative • Connect Up • Audit Activity Update <p><u>Public Hearing and Action:</u></p> <ul style="list-style-type: none"> • Adopt 2027 Budget <p><u>Monitoring Report:</u></p> <ul style="list-style-type: none"> • Annual Financial Planning and Budgeting |
| <p><u>December 15, 2026</u></p> | <p><u>Briefing and Study Session:</u></p> <ul style="list-style-type: none"> • Community Engagement • Legislative • SnoSMART <p><u>Public Hearing and Action:</u></p> <ul style="list-style-type: none"> • Roll for LUD No. XX • Disposal of Surplus Property – 1st Quarter |

For Planning Purposes Only and Subject to Change at any Time

Governance Planning Calendar - 2026

2026 Year-at-a-Glance Calendar

January

| S | M | T | W | T | F | S |
|----|----|----|----|----|----|----|
| | | | | 1 | 2 | 3 |
| 4 | 5 | 6 | 7 | 8 | 9 | 10 |
| 11 | 12 | 13 | 14 | 15 | 16 | 17 |
| 18 | 19 | 20 | 21 | 22 | 23 | 24 |
| 25 | 26 | 27 | 28 | 29 | 30 | 31 |

February

| S | M | T | W | T | F | S |
|----|----|----|----|----|----|----|
| 1 | 2 | 3 | 4 | 5 | 6 | 7 |
| 8 | 9 | 10 | 11 | 12 | 13 | 14 |
| 15 | 16 | 17 | 18 | 19 | 20 | 21 |
| 22 | 23 | 24 | 25 | 26 | 27 | 28 |
| | | | | | | |

March

| S | M | T | W | T | F | S |
|----|----|----|----|----|----|----|
| 1 | 2 | 3 | 4 | 5 | 6 | 7 |
| 8 | 9 | 10 | 11 | 12 | 13 | 14 |
| 15 | 16 | 17 | 18 | 19 | 20 | 21 |
| 22 | 23 | 24 | 25 | 26 | 27 | 28 |
| 29 | 30 | 31 | | | | |

April

| S | M | T | W | T | F | S |
|----|----|----|----|----|----|----|
| | | | 1 | 2 | 3 | 4 |
| 5 | 6 | 7 | 8 | 9 | 10 | 11 |
| 12 | 13 | 14 | 15 | 16 | 17 | 18 |
| 19 | 20 | 21 | 22 | 23 | 24 | 25 |
| 26 | 27 | 28 | 29 | 30 | | |

May

| S | M | T | W | T | F | S |
|----|----|----|----|----|----|----|
| | | | | | 1 | 2 |
| 3 | 4 | 5 | 6 | 7 | 8 | 9 |
| 10 | 11 | 12 | 13 | 14 | 15 | 16 |
| 17 | 18 | 19 | 20 | 21 | 22 | 23 |
| 24 | 25 | 26 | 27 | 28 | 29 | 30 |
| 31 | | | | | | |

June

| S | M | T | W | T | F | S |
|----|----|----|----|----|----|----|
| | 1 | 2 | 3 | 4 | 5 | 6 |
| 7 | 8 | 9 | 10 | 11 | 12 | 13 |
| 14 | 15 | 16 | 17 | 18 | 19 | 20 |
| 21 | 22 | 23 | 24 | 25 | 26 | 27 |
| 28 | 29 | 30 | | | | |

July

| S | M | T | W | T | F | S |
|----|----|----|----|----|----|----|
| | | | 1 | 2 | 3 | 4 |
| 5 | 6 | 7 | 8 | 9 | 10 | 11 |
| 12 | 13 | 14 | 15 | 16 | 17 | 18 |
| 19 | 20 | 21 | 22 | 23 | 24 | 25 |
| 26 | 27 | 28 | 29 | 30 | 31 | |

August

| S | M | T | W | T | F | S |
|----|----|----|----|----|----|----|
| | | | | | | 1 |
| 2 | 3 | 4 | 5 | 6 | 7 | 8 |
| 9 | 10 | 11 | 12 | 13 | 14 | 15 |
| 16 | 17 | 18 | 19 | 20 | 21 | 22 |
| 23 | 24 | 25 | 26 | 27 | 28 | 29 |
| 30 | 31 | | | | | |

September

| S | M | T | W | T | F | S |
|----|----|----|----|----|----|----|
| | | 1 | 2 | 3 | 4 | 5 |
| 6 | 7 | 8 | 9 | 10 | 11 | 12 |
| 13 | 14 | 15 | 16 | 17 | 18 | 19 |
| 20 | 21 | 22 | 23 | 24 | 25 | 26 |
| 27 | 28 | 29 | 30 | | | |

October

| S | M | T | W | T | F | S |
|----|----|----|----|----|----|----|
| | | | | 1 | 2 | 3 |
| 4 | 5 | 6 | 7 | 8 | 9 | 10 |
| 11 | 12 | 13 | 14 | 15 | 16 | 17 |
| 18 | 19 | 20 | 21 | 22 | 23 | 24 |
| 25 | 26 | 27 | 28 | 29 | 30 | 31 |

November

| S | M | T | W | T | F | S |
|----|----|----|----|----|----|----|
| 1 | 2 | 3 | 4 | 5 | 6 | 7 |
| 8 | 9 | 10 | 11 | 12 | 13 | 14 |
| 15 | 16 | 17 | 18 | 19 | 20 | 21 |
| 22 | 23 | 24 | 25 | 26 | 27 | 28 |
| 29 | 30 | | | | | |

December

| S | M | T | W | T | F | S |
|----|----|----|----|----|----|----|
| | | 1 | 2 | 3 | 4 | 5 |
| 6 | 7 | 8 | 9 | 10 | 11 | 12 |
| 13 | 14 | 15 | 16 | 17 | 18 | 19 |
| 20 | 21 | 22 | 23 | 24 | 25 | 26 |
| 27 | 28 | 29 | 30 | 31 | | |

For Planning Purposes Only and Subject to Change at any Time

EXECUTIVE SESSION

Tuesday, April 21, 2026

At the Conclusion of the Regular Meeting

Discussion of Current or Potential Litigation – Approximately 30 Minutes.