





-  Route A
-  Route B
-  Route C
-  Route D



Study Area Boundary



Substation



Existing Transmission Line

Everett to Delta 115-kV Transmission Route Study

