

# RESIDENTIAL APPLICATION

## New Service/Rewire Questionnaire/Agreement

**PROJECT INFORMATION - To be completed by contractor or property owner responsible for construction costs**

Name - Legal name for contracts	Contact Name	Title	
Email Address	Phone Numbers		
	Home	Cell	
Billing Address for Construction Charges	City	State	Zip
Service Address for Project	City	State	Zip
Parcel No.:	Lot #	Building site condition:	

**TEMPORARY SERVICE - For construction only**

Overhead    
  Underground    
  No temporary required    
 Approx. date temporary needed: \_\_\_\_\_

Contact information for party responsible for Temporary consumption/usage charges:    
 Same as above

Name: \_\_\_\_\_     Phone #: \_\_\_\_\_

**NEW PERMANENT SERVICE or CHANGES TO EXISTING SERVICE**

New Construction    
 Rewire - upgrading or changing existing service    
 Existing AMPs (panel size) \_\_\_\_\_    
 Feasibility Study

House    
 Mobile Home    
 RV    
 Other \_\_\_\_\_    
 Specify: pump house, garage, well

Multi-Meter    
 Number of Units: \_\_\_\_\_    
 (provide unit address list and complete meter verification form)    
 Approx. date of permanent service: \_\_\_\_\_

New service line (transformer to residence) is or will be:    
 Overhead    
 Underground\*

\*if underground, second service will be:    
 Customer ran secondary wire    
 PUD ran secondary wire

New electrical service entrance size (breaker panel size):    
 200 amps    
 400 amps    
 \_\_\_\_\_ amps

Contact information for party responsible for permanent consumption/usage charges:    
 Same as above

Name: \_\_\_\_\_     Phone #: \_\_\_\_\_

**ELECTRICAL LOAD INFORMATION - you may need help from an electrician to complete this part**

Type of heat:    
 Electric    
 Gas    
 Wood    
 Other \_\_\_\_\_    
 Square footage: \_\_\_\_\_

Furnace    
 Wall heaters    
 Baseboard    
 \_\_\_\_\_ kW

Tankless hot water heater    
 \_\_\_\_\_ kW

Electric Vehicle Charger    
 \_\_\_\_\_ kW

Motor Loads	kW	Size	Starting AMPs LRA	Running AMPs
<input type="checkbox"/> Heat Pump <i>Soft start is required</i>	_____ kW	_____	_____	_____
<input type="checkbox"/> Air Conditioning <i>Soft start is required</i>	_____ kW	_____	_____	_____
<input type="checkbox"/> Welder	_____ kW	_____	_____	_____
<input type="checkbox"/> _____	_____ kW	_____	_____	_____

State or city electrical permit and approval will be required before energizing service. Is there a permit?    
 Yes    
 No    
 Permit # \_\_\_\_\_

Contractor Name: \_\_\_\_\_     Contractor Phone # \_\_\_\_\_

**In order to proceed with the engineering and determination of charges, the following may be required:**

1. Site plan of lot showing approximate locations of buildings, driveways, and proposed electrical facilities and service location.     Attached?  Yes      No
2. Copy of the survey for the property showing lot lines, property corner stakes, dimensions, easements and right-of way.     Attached?  Yes      No
3. Grades & Stakes form signed? (This is a form attesting that property corner locations and final grade is established.)     Attached?  Yes      No
4. Snohomish County or appropriate governmental agency Critical Area Regulation or other requirements have been met and details.     Attached?  Yes      No

**Prior to energizing the service, all PUD standards and service requirements must be met and approved by the PUD.** You can find the Electrical Service Requirements at: [www.snopud.com](http://www.snopud.com) (select Construction). Email application and documents to: [inspections@snopud.com](mailto:inspections@snopud.com).

It is understood that if additional work is required of the PUD, due to customer revisions of the electrical load and/or voltage requirements or other information as supplied or requested on this form, the additional costs shall be borne by the customer. The PUD provides for installed load, not future load.

Customer Signature \_\_\_\_\_ Title \_\_\_\_\_ Date \_\_\_\_\_

**Electronic Signature:** By checking the Signature box, inserting my name on the signature line, and submitting the form electronically to the PUD, I certify that I understand and agree to the above terms.

**\*\*\*\*To establish your permanent service usage billing account, please contact our Customer Service Department at 425-783-8442. We will not be able to install and energize the permanent meter without an account set-up.**

<b>PUD INTERNAL USE</b>	Sold to:	Ship to:	Billing Partner:	Connection Object:
Date Received:				

Are there CAD files available?  Yes  No

SKETCH YOUR SERVICE LOCATION IF NO SURVEY OR ENGINEERED CAD FILES AVAILABLE BELOW:

SKETCH OF YOUR SERVICE LOCATION SHOWING THE FOLLOWING ITEMS:

Boundaries of tract

Location of meter base (including temporary service)

Location of septic tank (existing and proposed)

Location of existing underground utilities (gas, water, storm, sewer)

Location and orientation of building or structures

Location of poles (existing and proposed)

Location of roadways, driveways and clearings (existing and proposed)














Locations of bodies of water (streams, creeks, lakes, pools, rain gardens)

Approximate footages of property

Approximate footage of service from existing PUD facilities to meter

Location of trees near electrical facilities route

PUD may ask for Engineered or CAD drawings

Legend Symbols	
	Existing Pole
	New Pole
	Overhead Power Lines
	New Transformer Loc
	Existing Transformer Loc
	Meter Location
	Well
	Septic Tank
	Drain Field
	Underground Utilities
	Propane Tanks
	Trees along electrical route
	Item to be removed

Additional information we may need to know:

---

---

---

---

---