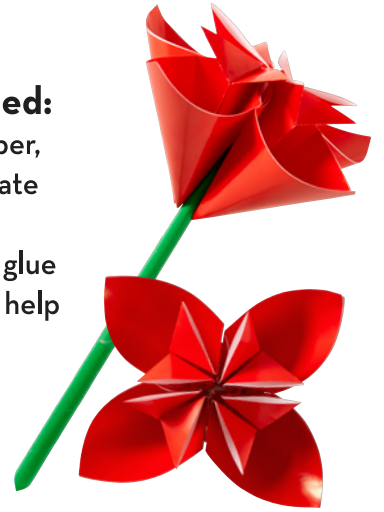


Make an Origami Paper Flower for Mother's Day




Here's What You'll Need:

- Melissa & Doug Origami Paper, 5 sheets, or print and decorate page 3 five times
- Double-sided tape or white glue
- Paper clip or binder clip (to help hold paper while glue dries)




1




Place a 6-by-6-inch square of origami paper, color side down, on the table. Make sure one corner is pointing toward your belly.

2



Fold the paper in half to make a triangle by folding the bottom corner that's facing your belly up to meet the top corner. Crease well.

3




Fold the left corner to the top. Crease well.

4



Fold the right corner to the top. Crease well.

5




Unfold the folds you made in Steps 3 and 4.

6




Make a fold as shown, folding the bottom left edge to meet the fold you made in Step 3.

7




Make another fold as shown, folding the bottom right edge to meet the fold you made in Step 4.

8



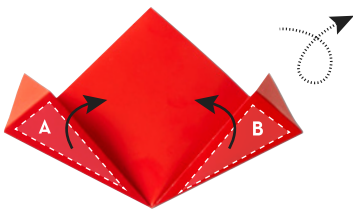
Flip paper over.

9



Fold down the 2 flaps, as shown. Crease well and unfold.

10



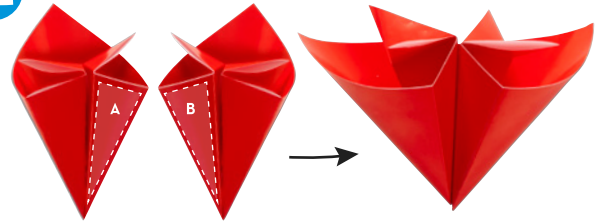
Flip paper over again. Tape or glue area A to area B. (Take a peek at the next picture to get the hang of it.)

11




Now you've completed one petal for the flower. You can use a paper clip or binder clip to hold while the glue dries.

12



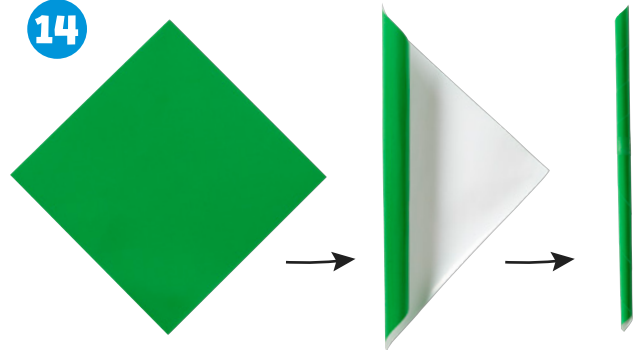
Repeat Steps 1 to 10 three more times so you have a total of four petals. (You can also make a five-petal flower if you want.) Then join one petal to another by taping or gluing area A to area B.

13



Continue taping or gluing the petals together. Here's the finished flower, shown from the side and the top.

14



To make a stem, lay a sheet of green origami paper on the table. Roll one corner to the opposite corner. Tape or glue the opposite corner to hold in place.

15



Tape or glue the stem to the flower. That's it — an easy DIY Mother's Day craft for kids! You can keep making more flowers to create a lovely, big bouquet or simply present Mom the beautiful single flower. Happy Mother's Day!