

Top 10 No-Cost & Low-Cost Tips for Saving Energy at Home

1



Run full loads of dishes

By running the dishwasher only when it's full, you'll save water and the energy needed to heat the water (about 80% of that used to wash a load of dishes). Skip the pre-rinse, not required by most newer dishwashers, and use the energy saving cycle settings to save even more.

Savings: up to 10 kWh per bill, about \$12 per year (for the average Snohomish County household with an electric water heater)

Cost: FREE

2



Take shorter showers

Reduce your shower time. Even eliminating just a couple minutes per shower can really add up since every minute you cut from your shower time saves an average of 2.5 gallons of water and the energy used to heat the water.

Savings: up to 20 kWh per bill, about \$25 per year (for the average Snohomish County household of 2 people with an electric water heater that reduce their shower times by two minutes)

Cost: FREE

3




Turn off unneeded lights

Turning off lights in unoccupied rooms and when you're not home is a simple way to reduce your lighting costs. Turn off lights in rooms that will be unoccupied for 5 minutes or longer.

Savings: average of 40 kWh per bill, about \$50 per year

Cost: FREE

4




Use natural daylight

During the day avoid turning on lights unless they're needed for the task at hand. Daylight is free and environmentally friendly.

Savings: average of 10 kWh per bill, about \$12 per year

Cost: FREE

5



Switch to LED light bulbs

Energy-saving lights now fit all types of fixtures, indoors and out, including recessed ceiling lights, flood lights, porch lights and dimming fixtures. LEDs use much less energy to provide the same amount of light as an incandescent bulb and last up to 15 years!

Savings: about \$97 per year if you replace 10 60-watt incandescents with 10 9-watt LEDs, which produce the same amount of light (based on 5 hours use per day per bulb).

Cost: Get a super-saver pack of 6 for \$5, 12 for \$10 or a mega-pack of 12 assorted wattages for \$23 at the PUD Marketplace > marketplace.snopud.com

6

Install low-flow showerheads and faucet aerators

By using less hot water, you'll save energy and save money on your water bill. For maximum water efficiency, select a showerhead with a flow rate of less than 2.5 gpm. Choose faucet aerators – the screw-on tip of the faucet – that have flow rates of no more than 1.0 gpm. When replacing an aerator, bring the one you're replacing to the store with you to ensure a proper fit.

Savings: up to 18 kWh per bill, about \$22 per year (for the average Snohomish County household with an electric water heater)

Cost: As low as \$5 for low-flow showerheads, 50¢ for faucet aerators and \$2 for swivel kitchen faucet aerators at the PUD Marketplace > marketplace.snopud.com

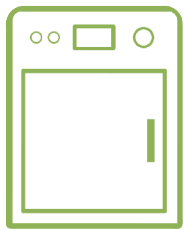
7

Give your range or oven the day off

Small appliances such as your microwave, toaster oven and slow cooker use 50 to 80% less power than your oven or range to cook the same meal. Using them to cook your meals not only saves you energy, it will also help keep your home cooler in the summer.

Savings: up to 29 kWh per bill, about \$36 per year (for the average Snohomish County household with an electric oven)

Cost: FREE if you already have the appliance

8

Help your dryer breathe

Your dryer is a significant energy user in your home, so helping it run efficiently is an easy way to reduce your electricity use. To keep your dryer working well clean the lint screen in your dryer before every load and check and clean the dryer venting system at least once a year.

Savings: varies

Cost: FREE

9

Put your computer to sleep

Screensavers do not save energy and are no longer necessary for extending screen life. Instead, save energy when you're away by turning it off or enabling the power-saving mode on your computer. If you're using the power saving settings (see your owner's manual for help), set the computer to go into sleep or hibernate mode after 20 minutes of no activity. You'll save energy and extend the life of your computer.

Savings: up to 63 kWh per bill, about \$78 per year (for the average non-Energy-Star desktop computer, when turned off for 12 hours per day as compared to being on for 24 hours a day. Savings are less for Energy-Star-qualified models and laptops)

Cost: FREE

10

Unplug chargers and adapters

The power adapters that charge mobile devices such as cell phones, music players and portable game consoles continue to draw power even when you remove the fully charged device. To eliminate this energy waste, be sure to unplug the chargers or turn off the power strip they're plugged into when you remove the device. Advanced power strips can do this automatically for you.

Savings: varies

Cost: Advanced Power Strips only \$10 at the PUD Marketplace > marketplace.snopud.com

For more energy conservation tips, visit snopud.com/energytips